

# Electric Strike Overview

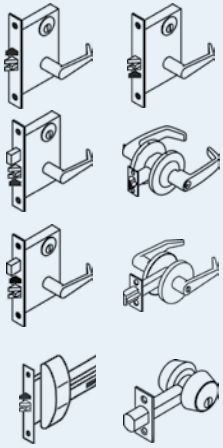
Electric Strikes for every type  
of lockset application

ELECTRONIC SECURITY HARDWARE HES | SECURITRON | ACCESSORIES

Experience a safer  
and more open world



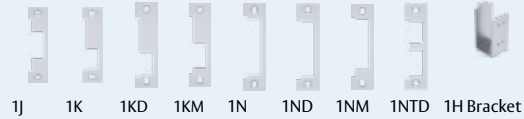
# Works with Cylindrical & Mortise Locksets with or without a 1" Deadbolt



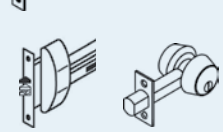
## HES 1600CS

Dynamic, low profile design with integrated adjustability and field configurable options

.24 Amps at 12 VDC/VAC | .12 Amps at 24 VDC/VAC  
DC continuous duty | AC intermittent duty only



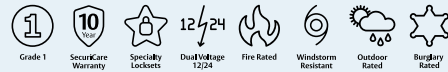
Compatible with all manufacturers



## HES 1006CS

Strongest design with SMART Pac® III in-line power controller

.45 Amps at 12 VDC | .25 Amps at 24 VDC



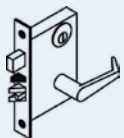
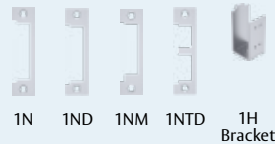
# Works with Cylindrical & Mortise Locksets for an ANSI 4-7/8" Strike Plate with a 1" Deadbolt



## HES 1600CDB

Dynamic, low profile design with integrated adjustability and field configurable options for deadbolt applications

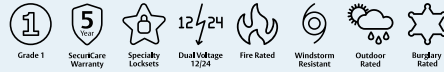

.24 Amps at 12 VDC/VAC | .12 Amps at 24 VDC/VAC  
DC continuous duty | AC intermittent duty only



## HES 1006CDB

Strongest design for deadbolt applications

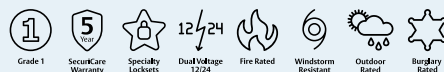
.45 Amps at 12 VDC | .25 Amps at 24 VDC



## HES 1006CAS

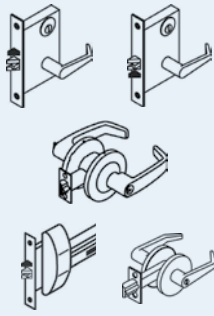
Strongest design for deadbolt recapture applications

.45 Amps at 12 VDC | .25 Amps at 24 VDC



Compatible with all manufacturers

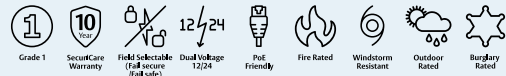
# Works with Cylindrical & Mortise Locksets for an ANSI 4-7/8" Strike Plate with a 3/4" Latchbolt



## HES 1600CLB

Dynamic, low profile design with integrated adjustability and field configurable options for latchbolt applications

.24 Amps at 12 VDC/VAC | .12 Amps at 24 VDC/VAC  
DC continuous duty | AC intermittent duty only

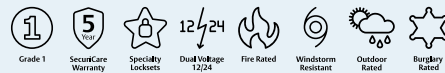


Compatible with all manufacturers

## HES 1006CLB

Strongest design for latchbolt applications

.45 Amps at 12 VDC | .25 Amps at 24 VDC  
DC continuous duty | AC intermittent duty only

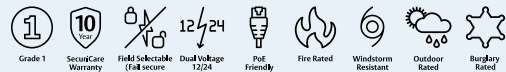


Compatible with all manufacturers

## HES 1500C

Heavy duty low profile design for latchbolt applications

.24 Amps at 12 VDC/VAC | .12 Amps at 24 VDC/VAC  
DC continuous duty | AC intermittent duty only

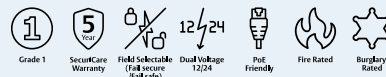


Compatible with most manufacturers

## HES 4500C

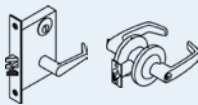
Low profile design for installation in 2" UL 10C fire-rated frames with 1/2" drywall penetration

.24 Amps at 12 VDC/VAC | .12 Amps at 24 VDC/VAC  
DC continuous duty | AC intermittent duty only



See installation instructions for Schlage and Yale 8700

# Works with Cylindrical & Mortise Locksets without a Deadbolt, 1/2", 5/8", 3/4" Throw Latchbolt

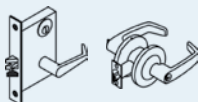


Single door, fail secure only. Hollow metal frame applications

## HES Folger Adam 742-75

Fire-rated industrial grade electric strike designed for heavy duty applications

.29 Amps at 12 VDC | .15 Amps at 24 VDC



Single and double door, fail secure only

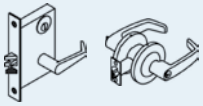
## HES Folger Adam 310-1-(X)

3 hour fire rated, industrial grade, designed for extreme heavy duty applications

.51 Amps at 12 VDC | .25 Amps at 24 VDC



# Works with Cylindrical & Mortise Locksets without a Deadbolt 3/4" Throw Latchbolt



Compatible with most manufacturers

## HES Folger Adam 310-2-3/4

Fire-rated industrial grade electric strike designed for heavy duty applications

.51 Amps at 12 VDC | .25 Amps at 24 VDC



# Works with Mortise Locksets without a Deadbolt up to 3/4" Throw Latchbolt

Sargent 8100, 8200, 9200  
» 851M Model

Corbin Russwin ML 2000  
» 852K Model

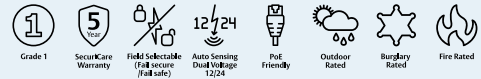
Schlage L9000 » 852L Model

Yale 8700 (made before 2005)  
& 8800, Accurate, Falcon, Kaba  
Ilco/Unican » 852M Model

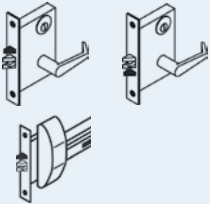
## HES 8500

Concealed design for easy installation with minimal modification to the frame

.24 Amps at 12 VDC/VAC | .12 Amps at 24 VDC/VAC  
DC continuous duty | AC intermittent duty only



< Shown with 852L Faceplate

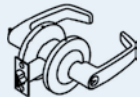


## Securiton MUNL

No cut motorized electric strike capable of releasing under preload conditions with lock monitoring



# Works with Cylindrical Locksets up to a 3/4" Throw Latchbolt



Compatible with most manufacturers

## HES 5200C

In-frame horizontal adjustable design

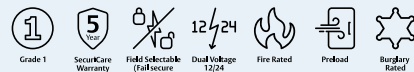
.24 Amps at 12 VDC/VAC | .12 Amps at 24 VDC/VAC  
DC continuous duty | AC intermittent duty only



## HES 7501

Designed for fire-rated applications with pre-load conditions

.45 Amps at 12 VDC | .25 Amps at 24 VDC

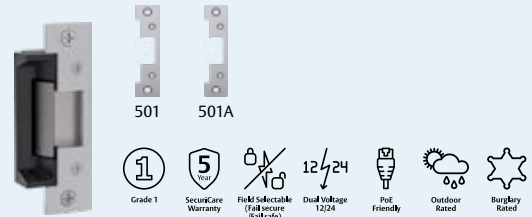


# Works with Cylindrical Locksets up to a 5/8" Throw Latchbolt

## HES 5000C

Low profile, compact design for easy installation

.24 Amps at 12 VDC/VAC | .12 Amps at 24 VDC/VAC  
DC continuous duty | AC intermittent duty only

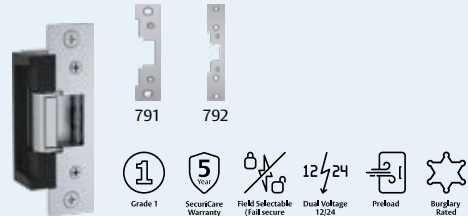


## HES 7000C

Designed to address pre-loaded doors, and with in-frame horizontal adjustability

.45 Amps at 12 VDC | .25 Amps at 24 VDC

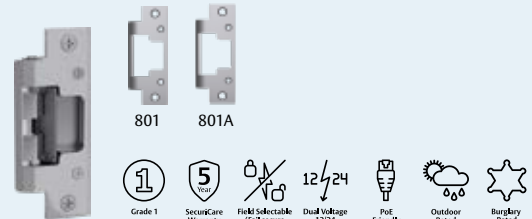
Also compatible with certain rim exit devices



## HES 8000C

Concealed design for easy installation with no cutting on the frame required and with vertical alignment adjustability

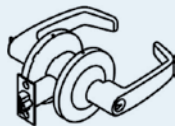
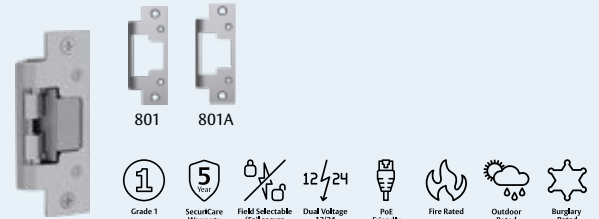
.24 Amps at 12 VDC/VAC | .12 Amps at 24 VDC/VAC  
DC continuous duty | AC intermittent duty only



## HES 8300C

Concealed, fire-rated design for easy installation with no cutting on the frame required and with vertical alignment adjustability


.24 Amps at 12 VDC/VAC | .12 Amps at 24 VDC/VAC  
DC continuous duty | AC intermittent duty only



Compatible with most manufacturers

## Securitron UNL

No cut motorized electric strike capable of releasing under preload conditions



## HES Folger Adam 310-2

3 hour fire-rated industrial grade electric strike designed for extreme heavy duty applications

.51 Amps at 12 VDC | .25 Amps at 24 VDC



## HES Folger Adam 712

For use with 1/2" to 5/8" latchbolts on hollow metal frame applications

.29 Amps at 12 VDC | .15 Amps at 24 VDC

Also available as a 3/4" latchbolt variant



## HES Folger Adam 732

For use with 1/2" to 5/8" throw latchbolts on wood frame applications

.29 Amps at 12 VDC | .15 Amps at 24 VDC

Also available as a 3/4" latchbolt variant



## Works with Rim Exit Devices up to 1/2" Throw Latchbolt

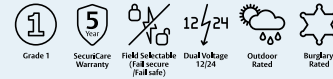


Compatible with most manufacturers

### HES 9400

Slim-line surface mounted design for easy installation

.45 Amps at 12 VDC | .25 Amps at 24 VDC

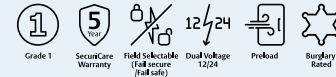



## Works with Rim Exit Devices up to 3/4" Pullman Latchbolt

### HES 7000

Designed to address pre-load doors, and with in-frame horizontal adjustability

.45 Amps at 12 VDC | .25 Amps at 24 VDC

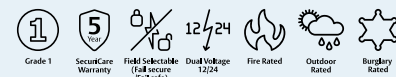


Shown with 7895 faceplate

### HES 9500

Fire-rated surface mounted design for easy installation

.45 Amps at 12 VDC | .25 Amps at 24 VDC

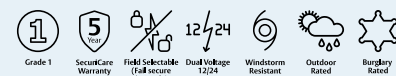


Compatible with most manufacturers

### HES 9600

Windstorm resistant, surface mounted design for easy installation

.45 Amps at 12 VDC | .25 Amps at 24 VDC



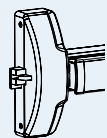
### HES Folger Adam 310-4

Fire-rated surface industrial grade electric strike designed for extreme heavy duty applications

.51 Amps at 12 VDC | .25 Amps at 24 VDC



## Works with Rim Exit Devices with SquareBolts

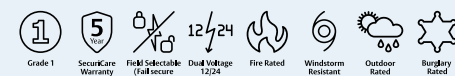


Corbin Russwin SecureBolt® and Yale SquareBolt®

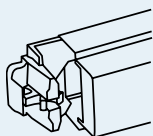
### HES 9700

Windstorm resistant and fire-rated, surface mounted design for SquareBolt applications

.45 Amps at 12 VDC | .25 Amps at 24 VDC



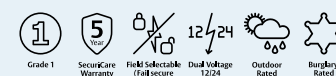
## Works with Rim Exit Devices with Adams Rite® Starwheel or Interlocking Latchbolt



### HES 9800

Outdoor-rated, surface mounted design for Adams Rite Starwheel and Interlocking Rim Exit Devices

.45 Amps at 12 VDC | .25 Amps at 24 VDC



# Accessories

## 2005M3 SMART Pac® III

In-line power controller able to receive input voltages from 12 – 32 VAC or DC. Built-in bridge rectifier. Reduces initial voltage by 25% to extend the life of the electric strike. Includes built-in resettable fuse, MOV, voltage regulation and input voltage level indicating and unit status. For use with 1006, input voltage must be DC.



SecuriCare  
Warranty

When installed with a Smart Pac® III, HES, Folger Adam and Securitron Electric Strikes are upgraded to the SecuriCare no-fault 10-year Warranty.

*NOTE: All ASSA ABLOY Electronic Security Hardware electric strikes are covered by the exclusive SecuriCare five-year, no-fault warranty.*




## HES 9000-MTK Metal Template Kit

For installing the 9400, 9500, 9600, 9700 and 9800 electric strikes



## HESCUT-MTK Metal Template Kit

For installing the 1500, 1600, 1006, 4500, 5000, 5200, 7000 and 7501 electric strikes (4-7/8" ANSI jamb preparation only)



## 2004M Electrolynx® Adapter

Adapter between existing HES electric strikes and Electrolynx® connectors



The ASSA ABLOY Group is the global leader in access solutions. Every day, we help billions of people experience a more open world.

**ASSA ABLOY**  
Opening Solutions

ASSA ABLOY Opening Solutions leads the development within door openings and products for access solutions in homes, businesses and institutions. Our offering includes doors, frames, door and window hardware, locks, perimeter fencing, access control and service.



## ELECTRONIC SECURITY HARDWARE

HES | Securitron

### USA

80 626 7590 | F. 866 582 4641 | [assaabloyesh.com](http://assaabloyesh.com)  
[customerservice.esh@assaabloy.com](mailto:customerservice.esh@assaabloy.com) | [techsupport.esh@assaabloy.com](mailto:techsupport.esh@assaabloy.com) | [orders.esh@assaabloy.com](mailto:orders.esh@assaabloy.com)

### CANADA

800 461 3007 | [assaabloydss.ca](http://assaabloydss.ca)  
[sales.dss.ca@assaabloy.com](mailto:sales.dss.ca@assaabloy.com) | [orders.dss.ca@assaabloy.com](mailto:orders.dss.ca@assaabloy.com)

## Connect with ASSA ABLOY Electronic Security Hardware

  @assaabloyesh   ASSA ABLOY Electronic Security Hardware

Patent pending and/or patent [www.assaabloydss.com/patents](http://www.assaabloydss.com/patents)

Copyright © 2019, Hanchett Entry Systems, Inc., an ASSA ABLOY Group company. All rights reserved. Reproduction in whole or in part without the express written permission of Hanchett Entry Systems, Inc. is prohibited. ESH-HES-10-0719