



Price book 12

Effective June 25, 2022





Customer Care

Our Customer Care Representatives are available for questions or assistance.

877-671-7011

Customer service

☎ Press **1**
✉ support@allegion.com

Technical support

☎ Press **2**
✉ Mechanical_Locks_TechProdSupport@allegion.com

For new projects or to locate an authorized distributor

☎ Press **3**

Administrative offices

Allegion administrative office

11819 N. Pennsylvania St.
Carmel, IN 46032
allegion.com/us

Request for quote

Carolinas

(North Carolina, South Carolina, Virginia)
Carolinas.Quotes@allegion.com

Central

(Arkansas, Illinois, Iowa, Kansas, Missouri, Nebraska, Oklahoma)
Central.Quotes@allegion.com

Chicago

(Northern Illinois, Wisconsin)
Chicago.Quotes@allegion.com

Florida

Florida.Quotes@allegion.com

Metro New York

(Metro New York, Northern New Jersey)
Metro.Quotes@allegion.com

Michigan

Michigan.Quotes@allegion.com

Mid Atlantic North

(New York, Western Pennsylvania)
Mid.Atlantic.North.Quotes@allegion.com

Mid Atlantic South

(Delaware, Eastern Pennsylvania, Maryland, Northern Virginia, Southern New Jersey, Washington DC)
Mid.Atlantic.South.Quotes@allegion.com

Midwest

(Indiana, Kentucky, Ohio, West Virginia)
Midwest.Quotes@allegion.com

Mountain States

(Colorado, Idaho, Montana, Nevada, Utah, Wyoming)
Mtn.States.Quotes@allegion.com

New England

(Connecticut, Main, Massachusetts, New Hampshire, Rhode Island, Vermont)
NewEngland.Quotes@allegion.com

North Central

(Minnesota, North Dakota, South Dakota)
NorthCentral.Quotes@allegion.com

Northern California

NoCal.Quotes@allegion.com

Northwest

(Alaska, Oregon, Washington)
Northwest.Quotes@allegion.com

South

(Alabama, Georgia, Louisiana, Mississippi, Tennessee)
South.Quotes@allegion.com

Southern California

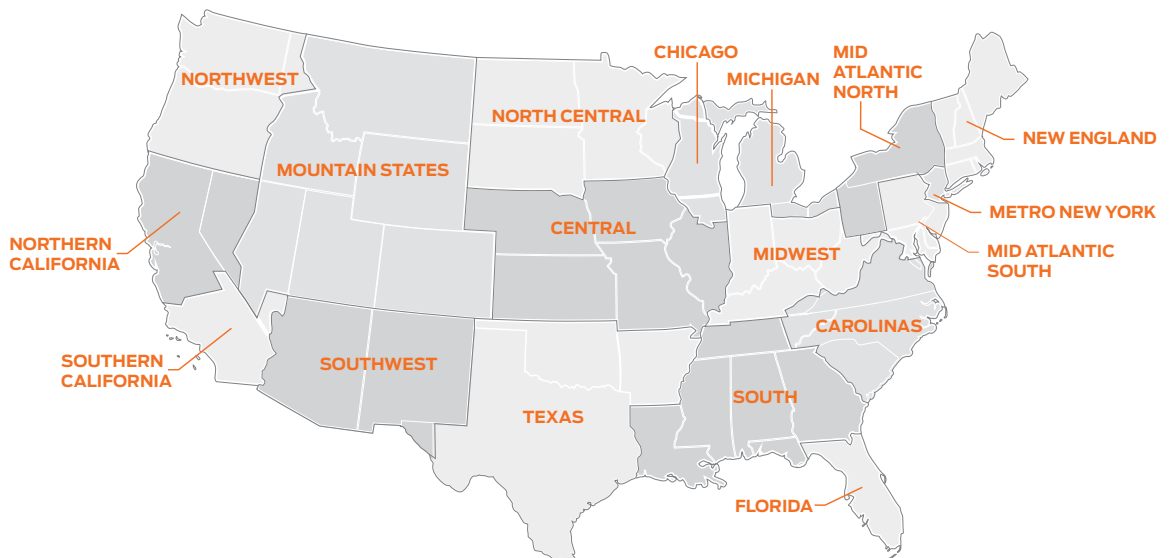
(California-Southern, Hawaii)
SoCal.Quotes@allegion.com

Southwest

(Arizona, New Mexico)
Southwest.Quotes@allegion.com

Texas

Texas.Quotes@allegion.com





Contents

Doing business with Allegion	4	CS210 Series Styles.....	272
A Series Overview	7	CS210 Series Configure a product	275
A Series Functions.....	11	CS210 Series Parts	282
A Series Styles	12	S200 Series Overview.....	285
A Series Configure a product.....	15	S200 Series Functions.....	289
A Series Parts.....	22	S200 Series Styles.....	290
ALX Series Overview.....	29	S200 Series Configure a product.....	293
ALX Series Functions.....	33	S200 Series Parts	300
ALX Series Styles.....	34	LT Series Overview	305
ALX Series Configure a product	37	LT Series Functions	308
ALX Series Kits.....	45	LT Series Style.....	309
ALX Series Parts.....	48	LT Series Configure a product.....	313
ND Series Overview.....	55	LT Series Parts	317
ND Series Functions.....	58	S Series Overview	319
ND Series Styles.....	62	S Series Functions.....	322
ND Series Configure a product	65	S Series Styles	323
ND Series School upgrade kits	79	S Series Configure a product.....	325
ND Series Parts.....	81	S Series Parts.....	332
B250 Series Overview	91	HL Series Overview	335
B250 Series Functions	94	HL Series Functions	339
B250 Series Styles.....	95	HL Series Configure a lock	341
B250 Series Configure a product.....	97	HL Series Parts	346
B250 Series Parts	103	Portable security Overview.....	353
B500 Series Overview.....	107	Cylinders	363
B500 Series Functions.....	110	Keys	399
B500 Series Styles.....	111	Cylinder parts	407
B500 Series Configure a product	113	Keys and keying.....	423
B500 Series Parts.....	120	CL Series Overview.....	433
B600, B700, B800 Series Overview.....	125	CL Series Complete lock.....	436
B600, B700, B800 Series Functions.....	128	CL Series Parts.....	440
B600, B700, B800 Series Styles.....	129	Tools and kits.....	441
B600, B700, B800 Series Configure a product	131	Merchandising Aids	451
B600, B700, B800 Series Parts.....	138	Forms.....	452
L Series Overview.....	143		
L Series Functions.....	146		
L Series Styles.....	156		
L Series Configure a product	165		
L Series Distributor Pack program.....	207		
L Series Parts.....	212		
LM9200 Series Overview.....	231		
LM9200 Series Functions.....	234		
LM9200 Series Styles	236		
LM9200 Series Configure a product.....	245		
LM9200 Series Parts.....	259		
CS210 Series Overview	267		
CS210 Series Functions	271		

Policies and documents

The purchase of Allegion products is governed by the Allegion Authorized Seller Program. For program terms and conditions, and other program details, please visit: www.allegion.com/AuthorizedSeller.

For Warranty information, visit us.allegion.com/warranty or contact Customer Service at 877-671-7011.

Keyway definitions

Open keyways

Everest and Everest 29 Open (C and S Key Sections)

Everest and Everest 29 Open (C & S keyways) include non-Primus products with Everest C and Everest 29 S keyways and key sections. Schlage only sells Everest and Everest 29 Open products to commercial security professionals. Commercial security professionals purchasing Everest and Everest 29 Open products from Schlage are permitted to stock and to originate or duplicate keys without signature verification.

Purchasers of Everest and Everest 29 open (C & S) are permitted to resell the products in accordance with their distribution agreement to end users and to other commercial security dealers who have a professional locksmith on staff but are expressly prohibited from selling to:

- i) Any residential retail outlet.
- ii) Any individual or entity purchasing or selling products through any method of auction.

Standard Classic (Obverse) Key Sections- no restriction

Standard keyways are Classic (Obverse) C, CE, E, EF, F, FG, G, H, J, K, L.

Restricted keyways

Everest B, Everest 29 R

All Everest and Everest 29 SFIC (B and R Families) keyways are restricted.

Everest D, Everest 29 T

All Everest D and Everest 29 T keyways are restricted.

Quad, Numbered ("Paracentric") and Reverse Keyway Family Policy


These keyway families do not require a letter of authorization from the end-user and not available for new master key systems. Orders can be submitted for plugs, 0-bitted and 1-bitted, master keyed, and key blanks; keyed random is not available.

You can **configure and price a full range of products** using the tables and rules shown in this book.

The simplified structure of pricing and product data in this book creates an easier configuration experience and a quicker update process for future price increases. Pricing logic used in this format makes the product and price easier to understand and has enabled Allegion to provide customers with a **digital data set of pricing, available for download at <http://360portal.allegion.com>**.

As a result, the **How to Order formats have been updated to match the Allegion Catalog Nomenclature (ACN) logic**. ACNs are descriptive, unique identifiers that set standards on how to order products and require default, consistent naming conventions for all product attributes across Allegion brands.

For more information about ACNs, please visit us.allegion.com/acnsupport or email ACNHelp@allegion.com.



ONLINE ORDERING IS AVAILABLE THROUGH ESTIMATE TO ORDER (ETO)

Visit <http://360portal.allegion.com> to get started or email online.ordering.access@allegion.com to sign up.

ETO offers much more than placing online orders including:

- Net price and list price are both displayed based on your buying program.
- Configure products, build hardware sets and place an order, or you can export to Excel.
- Build a dynamic cross-reference between your part numbers and Allegion part numbers. Any time a description, price or other product data is changed, your cross-reference will automatically be updated.
- Request a quote or quote revision directly from an estimate

Visit <http://360portal.allegion.com> to get started or email online.ordering.access@allegion.com to sign up.

To learn more about how ETO works and its features, visit: us.allegion.com/ETOdirect.

Traditional ordering methods:

Email: allegion_orders@allegion.com

Fax: 1-800-248-1460

When using traditional ordering methods, list the product attributes in the order outlined in this price book, which follow the ACN format guidelines.

Ordering and forms

	ORDERING OPTIONS	FORM NAME AND NUMBER	NOTES
COMMERCIAL PRODUCTS *	1. Standard Orders These orders are for the comprehensive listing of the current product offering shown in this price book.	Your Purchase Order See information required on your order in withing each product section.	All orders will be processed based on normal factory lead times. An anticipated ship date will be included with each order acknowledgment.
	2. Schlage Innovation Center Orders (RFQ) These orders are for Request For Quote (RFQ) orders which are not covered in the price book and are subject to longer lead times. These orders may not be combined with any Master Keyed or Non-Master Keyed products. Use this process for custom logo requests.	Schlage Innovations Center Product Request Form See the "Innovation Center Product Request Process" on Page 6.	These products are not in the price book and must be requested for consideration. Instructions are included in the Innovations Center Product Request Process in this section.
	3. FastTrack Orders These orders are for products in the FastTrack price book and qualify for expedited order processing. This program includes Schlage and Allegion brand products. Please consult your sales representative for FastTrack program availability in your area.	Refer to FastTrack price book.	See current FastTrack price book. Phone number 1-877-671-7011 or fax number 1-800-288-4242.
KEYS	1. Master Keyed Orders These orders are subject to standard lead time and process. Please attach the necessary forms if a restricted key system or Primus order.	Master Keyed Order Form ms-i100.01 Rev. 3/14 ms-i100.02 Rev. 3/14 ms-i150 Rev. 3/14	Use of order forms other than Schlage order forms can result in an increased lead time. An anticipated ship date will be included with each order acknowledgment.
	2. Non-Master Keyed Orders These orders are subject to standard lead time and process. If you are ordering a restricted key system or Primus order, please attach the necessary forms.	Non-Master Keyed Order Form ms-i250 Rev. 3/14 ms-i300 Rev. 3/14	Use of order forms other than Schlage order forms can result in an increased lead time.
	3. Primus Face Sheet Original signed form must accompany any Primus or Primus XP level 3, 4, or 9 order.	Primus Face Sheet ms-e120 Rev. 3/14	Must submit original forms, copies are not accepted.
	4. Primus Signature Card Original signed form must accompany any NEW Primus or Primus XP level 3, 4, or 9 order.	Primus Signature Form ms-e130 Rev. 03/14	Please make sure the form identifies the key system as NEW or EXISTING. If removable cores, make sure control keys are ordered. Do not forget to mark the type of keys, stamping information, etc.
	5. Key System Summary Please fill in all appropriate fields. Contact your local RSO sales office for help.	Key System Summary ms-i200 Rev. 3/14 All 4 Pages	All orders will be processed based on normal factory lead times. An anticipated ship date will be included with each order acknowledgment.
RESIDENTIAL	1. Standard Order Plan All residential Schlage, and Dexter by Schlage products currently listed in this price book.	Your Purchase Order See information required on your order in "Forms & Examples" price book tab.	All orders will be processed based on normal factory lead times. An anticipated ship date will be included with each order acknowledgment.

STANDARD PRODUCTS

In each tabbed section of this Price Book you will find a comprehensive listing of our current offering per product series. Products should be ordered via the traditional method by designating the product, design, finish, handing, and options for each line item (refer to "How to Order" in the Forms & Examples section of the price book). All orders will be processed based on normal factory lead times. These lead times vary throughout the year and are affected by production volumes, supplier schedules and quantity demands. An anticipated ship date will be included with each order acknowledgment.

Some of the products listed in these sections require extended lead times. You will find the hourglass symbol (⌚) associated with products that require extended lead times so that you are aware of this condition prior to placing your order. Products included in this classification are those items that represent a unique combination of product attributes (i.e. finish, trim, function, etc.) that typically require additional manufacturing care and attention. Products marked "⌚" will routinely exceed normal factory lead times and anticipated ship dates will be indicated with each order acknowledgment.

SCHLAGE INNOVATION CENTER CUSTOM SPECIAL PRODUCT PROCESS

Custom products are those not in the price book and must be formally requested as defined below.

What is a Custom Lock?

- Products which at one time were offered for sale by Schlage but are no longer available in the current price book.
- Finishes not listed as standard for a product in the price book.
- "True" custom products, which are new variations on current or past products.
- Custom key and padlock logo requests.

How to Request a Quote for a Custom Lock

- Custom lock products can only be ordered by and shipped to current Allegion Channel Partners
- Obtain the Request for Quote form for specials, RFQ, by:
 - Searching Knowledge Center tool at <http://kc.allegion.com/> for; "How to submit a request for a Schlage special?"
 - Searching us.allegion.com for; "How to submit a request for a Schlage special?"
 - Contact Schlage Product Support at 877-671-7011, option 2, option 1
 - Sending an email request to Mechanical_Locks_TechProdSupport@allegion.com
- Send the completed RFQ form to Mechanical_Locks_TechProdSupport@allegion.com
- Upon receipt Schlage will assign an RFQ#, review, and clarify the request as needed
- Within 5-working days your request will be either denied or approved
 - If approved, Schlage will provide and communicate the RFQ#, NET pricing, and lead time
 - If denied you will be notified with an explanation
- The RFQ# is valid for up to 6 months, once expired the request must be requested

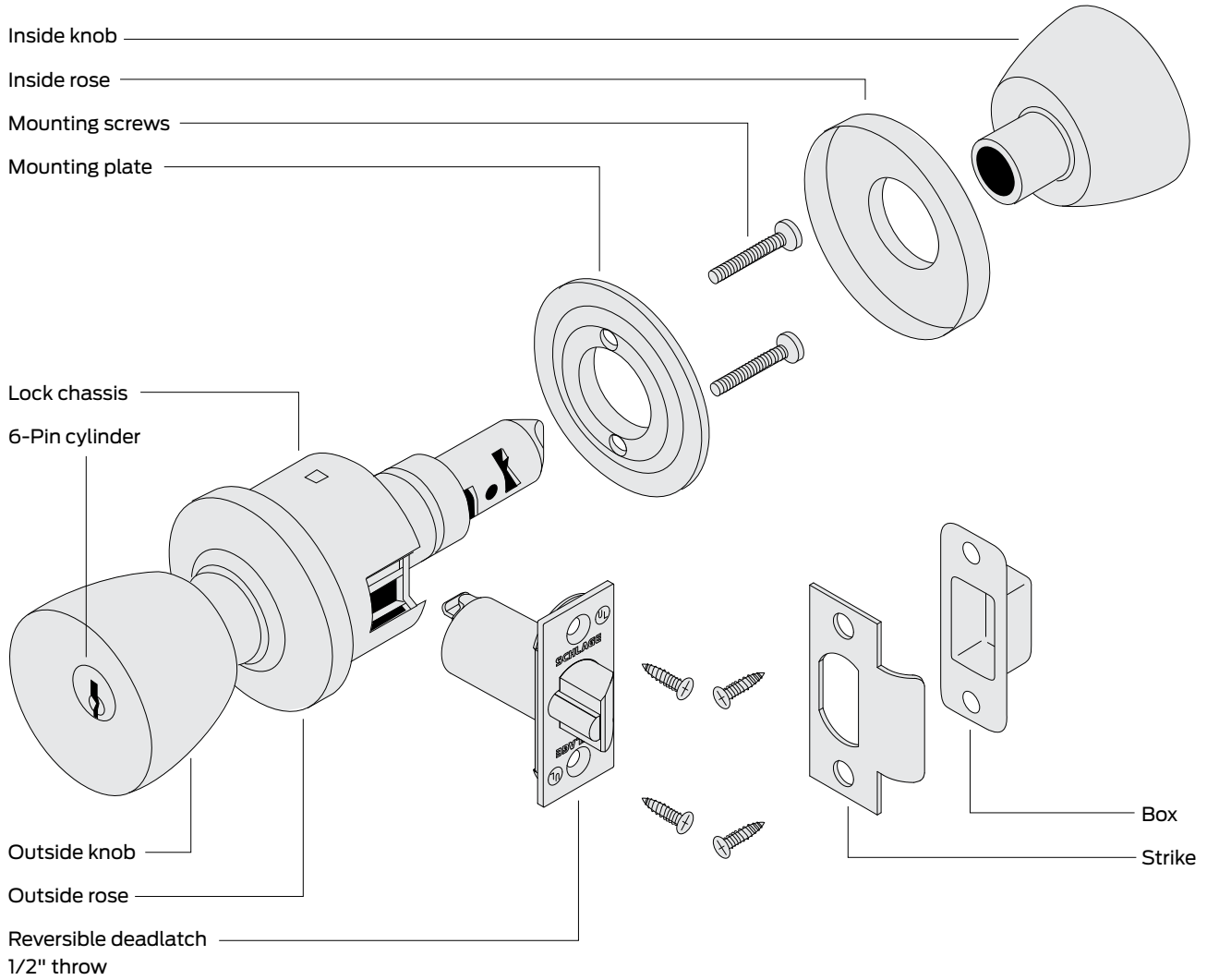
How to Place an Order for a Custom Lock

- To place an order submit the approved RFQ form and associated purchase order with the RFQ# prominently displayed to Order_Entry_Schlage_Commercial@allegion.com
- Changes to the original request after a quote approval may incur additional charges and affect lead time
 - Prior to PO submittal send all change requests to Mechanical_Locks_TechProdSupport@allegion.com
- RFQ items must be ordered on a separate stand-alone purchase order and cannot be on an order with NON-RFQ items

For additional information, please contact Technical Product Support at 877-671-7011.

A SERIES

Grade 2 cylindrical knob lock



How to order

To order products, attribute values should be provided in the sequence shown below. Each value should be separated by a period.

Line item	Quantity	Brand	Required for all lock orders										Options					Keying			
			Series + Function	Cylinder type (keyed functions only)	Outside style			Inside style			Latch	Strike	Strike lip length	Latch extension	Box for ANSI strike	Pack cylinders loose (PLC)	Screw option	Buy America Act compliant	Keying code	Keyway	Pack keys independently
					Outside knob design	Outside rose design	Outside finish	Inside knob/lever design	Inside rose design	Inside finish											
1	2	3	4A	4B	4C	5A	5B	5C	6	7	8	9A	9B	9C	9D	9E	10A	10B	10C		

Specifying dimensions:

Dimensions should be provided with the whole number followed by a dash and then the fraction of an inch. Example: 1-3/4.

Line item number

Quantity

- 1 **Brand:** Required only when specifying a product Less (LLL) any attribute.
- 2 **Series+Function:** Series combined with function.
- 3 **Cylinder type:** Specify cylinder code for keyed functions.
- 4A **Outside knob design:** Required for all orders.
- 4B **Outside rose design:** Required only when specifying a product Less (LLL) any attribute.
- 4C **Outside finish:** Required for all orders.
- 5A **Inside knob design:** Required only if different from the outside lever design or if specifying a product Less (LLL) any attribute.
- 5B **Inside rose design:** Required only when specifying a product Less (LLL) any attribute.
- 5C **Inside finish:** Specify only if different from the outside finish or if specifying a product Less (LLL) any attribute.
- 6 **Latch:** Leave blank to receive the default latch. Specify part number if non-default latch is required or if specifying a product Less (LLL) any attribute.
- 7 **Strike:** Leave blank to received default strike. Specify part number if non-default strike is required or if specifying a product Less (LLL) any attribute.
- 8 **Strike lip length:** Leave black for default strike lip length. Specify for non-default strike lip length or if specifying a product Less (LLL) any attribute. Specify with a LIP prefix followed by the lip length dimension. Example: LIP1-3/8.
- 9A -9E **Options:** Specify any desired options.
- 10A **Keying code:** Default keying code is dictated by the selected cylinder type. Leave blank for to receive the default keying code or specify for any other keying code. If ordering a product less any lock attribute, keying code must be specified.
- 10B **Keyway:** Default way is dictated by the selected cylinder type. Leave blank for to receive the default keyway or specify to order any other keyway. If ordering a product less any lock attribute, keying code must be specified.
- 10C **Pack keys independently:** Specify only when requesting that keys be packed independently.

Contents

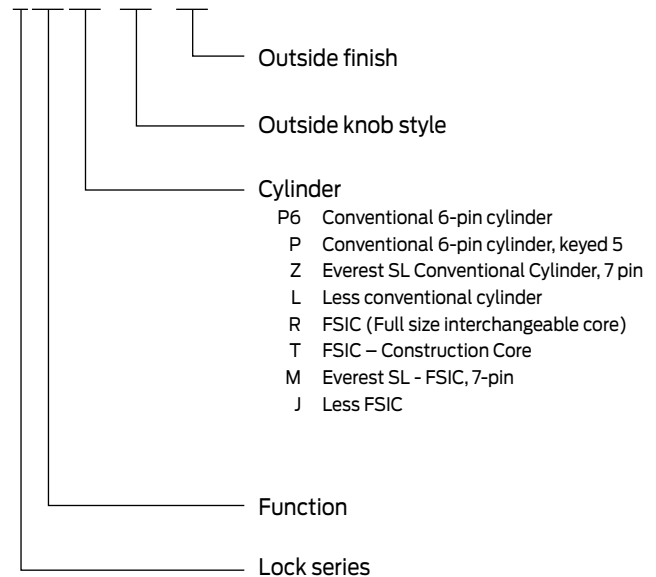
- A Series | Overview.....7**
- A Series | Functions.....11**
- A Series | Styles12**
- A Series | Configure a product15**
 - Cylinder adjustments17
 - Latches.....18
 - Strikes.....19
 - Strike lip length.....19
 - Options.....20
 - Less components.....20
 - Keying.....21
 - Knobs and related components.....22
 - Roses and related components22
 - Latches and related components.....22
 - Strikes.....23
- A Series | Parts.....22**
 - Plunger parts.....24
 - Reinforcements and adapters.....25
 - Finished miscellaneous parts25
 - Miscellaneous parts.....25
 - Screws.....26
 - Screw packs.....26
 - TORX screw packs.....27

BAA/ARRA

Contact your local RSO or
Sales Rep. for ordering details

Product identification

A53.P6.PLY.626



Finish codes and descriptions

BHMA code	Description
605 (US 3)	Bright Brass
606 (US 4)	Satin Brass
609 (US 5)	Antique Brass
612 (US 10)	Satin Bronze
613 (US 10B)	Oil Rubbed Bronze
625 (US 26)	Bright Chrome
626 (US 26D)	Satin Chrome
643e (US 11)	Aged Bronze

Standard features

Certification	ANSI/BHMA Certified A156.2-2011, Series 4000, Grade 2, UL Listed for 3-hour fire door
Latch	1" x 2-1/4", Square corner faceplate, 7/8" housing diameter, 1/2" throw
Strike	1-1/8" x 2-3/4", square corner, T-strike, box
Backset	2-3/8"
Cylinder	6-pin solid brass, keyed 6-pin, S123 keyway, keyed different (KD)
Door range	1-3/8" – 1-7/8"
Keys	Two nickel silver cut keys per lock, 6-pin, S123 section





A SERIES

ALX SERIES

ND SERIES

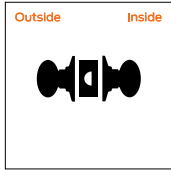
this page intentionally blank

ANSI/BHMA Certified A156.2-2011, Series 4000, Grade 2, UL Listed for 3-hour fire door.

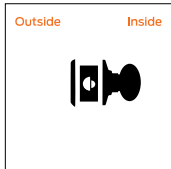
NON-KEYED LOCKS

SCHLAGE ANSI

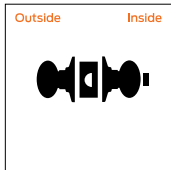
A10 F75 Passage latch
Both knobs always unlocked.



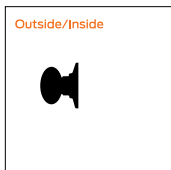
A25 Exit lock
Blank plate outside. Inside knob always unlocked. Specify door thickness.



A40 F76 Bath/bedroom privacy lock
Push-button locking. Can be unlocked from outside with small screwdriver. Turning inside knob or closing door releases button.



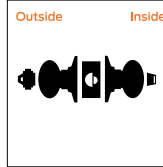
A170 Single dummy trim
Dummy trim for one side of door. Used for door pull or as matching inactive trim.



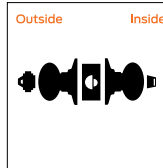
KEYED LOCKS

SCHLAGE ANSI

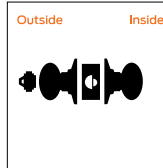
A53 F109 Entrance lock
Turn/push-button locking; pushing and turning button locks outside knob, requiring use of key until button is manually unlocked. Push-button locking; pushing button locks outside knob until unlocked by key or by turning inside knob.



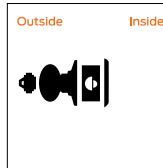
A53 with XA11-297 Entrance lock with restoring slide
Turn/push-button locking; pushing and turning button locks outside knob, requiring use of key until button is manually unlocked. Push-button locking; pushing button locks outside knob until unlocked by key, by turning inside knob, or by closing the door.



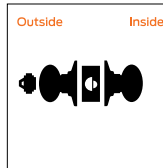
A70 F84 Classroom lock
Outside knob locked and unlocked by key. Inside knob always unlocked.



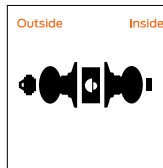
A79 Communicating lock with blank plate
Locked or unlocked by key from outside. Blank plate inside.



A80 F86 Storeroom lock
Outside knob fixed. Entrance by key only. Inside knob always unlocked.




A85 F93 Faculty restroom lock (with indicator cylinder)
Outside knob fixed. Entrance by key only. Push-button in inside knob activates visual occupancy indicator, allowing only emergency master key to operate. Turning inside knob or closing door releases visual occupancy indicator. Rotation of inside spanner-button provides lock-out feature by keeping indicator activated.

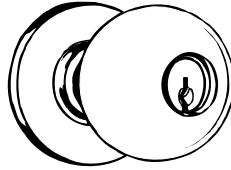


KNOB/LEVER DESIGNS

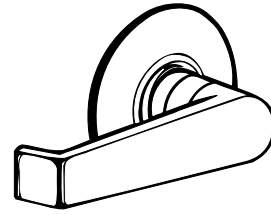
GEORGIAN (GEO)



ORBIT (ORB)



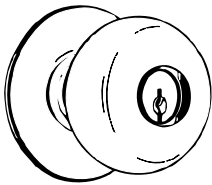
LEVON (LEV)



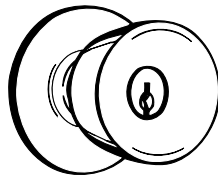
Available roses: Georgian (GEO)

Available roses: Tulip (TUL)

PLYMOUTH (PLY)



TULIP (TUL)



Available roses: Plymouth (PLY)

Available roses: Tulip (TUL)

Available roses: Plymouth (PLY)


Levon lever availability

		Outside	Inside
A10	Passage latch	Yes	Yes
A25	Exit lock	-	Yes
A40	Bath/bedroom privacy	Yes	Yes
A53	Entrance lock	-	Yes
A70	Classroom lock	-	Yes
A79	Communicating lock	-	-
A80	Storeroom lock	-	Yes
A85	Faculty restroom lock	-	-
A170	Single dummy trim	Yes	-

ROSE DESIGNS

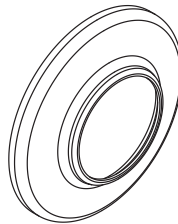
GEORGIAN (GEO)

2-1/2" (63.5 mm) diameter



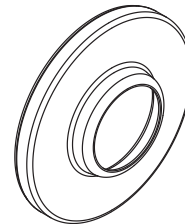
PLYMOUTH (PLY)

2-1/2" (63.5 mm) diameter



TULIP (TUL)

2-1/2" (63.5 mm) diameter





FINISH AVAILABILITY

		Bright Brass (605)	Satin Brass (606)	Antique Brass (609)	Satin Bronze (612)	Oil Rubbed Bronze (613)	Satin Nickel (619)	Matte Black (622)	Bright Chrome (625)	Satin Chrome (626)	Bright Stainless Steel (629)	Satin Stainless Steel (630)	Aged Bronze (643e)	Satin Chrome, Antimicrobial (626AM)	Satin Stainless Steel, Antimicrobial (630AM)
KNOB/LEVER															
Georgian	GEO	605	606 [ⓧ]	609 [ⓧ]	-	613	-	-	625 [ⓧ]	626	-	-	-	-	-
Levon	LEV	605	606 [ⓧ]	609 [ⓧ]	-	613	-	-	625 [ⓧ]	626	-	-	-	-	-
Orbit	ORB	605	606 [ⓧ]	609 [ⓧ]	612	613	-	-	625 [ⓧ]	626	-	-	643e	-	-
Plymouth	PLY	605	606 [ⓧ]	609 [ⓧ]	612	613	-	-	625 [ⓧ]	626	-	-	643e	-	-
Tulip	TUL	605	606 [ⓧ]	609 [ⓧ]	-	613	-	-	625 [ⓧ]	626	-	-	-	-	-
CYLINDER FINISHES															
Complete lock finish		605	606	609	612	613	619	622	625	626	629	630	643E	-	-
Coordinating conventional cylinder															
Plug component		606	606	606	606	522	626	622	626	626	-	-	522	-	-
Coordinating FSIC/SFIC cylinder															
Plug (lower) component		606	606	606	606	522	626	622	626	626	-	-	522	-	-
Core face (upper) component		606	606	606	606	522	626	622	626	626	-	-	522	-	-

[ⓧ] Extended lead time

522 is a simulated 613 finish





A SERIES

ALX SERIES

ND SERIES

this page intentionally blank

You can **configure and price a full range of products** using the tables and rules shown in this section.

The pricing of locks in this section includes the P6 cylinder in an open keyway (where applicable), default latch, strike and a 1-3/4" thick door. Additional modifications are available using the rules and price adjustments on the subsequent pages.

How to order:

- All applicable product attributes must be provided in the order shown below
- Each value must separated by a period
- If requesting a product "Less (LLL)" any attribute, the entire detailed ACN must be provided
- Fractions will be written with the "/" symbol separating the numerator and the denominator (example 1/2)
- For dimensions that contain a whole number and a fraction, a hyphen "-" will be added after the whole number and before the fraction (example 2-1/2)
- For two dimensions represented together, such as length and width, the values would be separated by an "x" with no spaces
- Finishes should be listed using their BHMA finish as shown in this book

Required for all lock orders																			
Brand	Series + Function	Cylinder type (keyed functions only)	Outside style			Inside style			Latch	Strike	Strike lip length	Options				Keying			
			Outside knob design	Outside rose design	Outside finish	Inside knob/lever design	Inside rose design	Inside finish				Latch extension	Box for ANSI strike	Pack cylinders loose (PLC)	Screw option	Buy America Act compliant	Keying code	Keyway	Pack keys independently
1	2	3	4A	4B	4C	5A	5B	5C	6	7	8	9A	9B	9C	9D	9E	10A	10B	10C

◀ If ordering a product "Less (LLL)" any attribute, values for each attribute must be provided.

Only required if specifying less rose

Specify only if different than outside style

Only required when deviating from the product's default. Specify only the deviated attribute(s).

Only required when deviating from the product's default. Specify only the deviated attribute(s).

EXAMPLE:

A80 . P6 . PLY . 626 . LEV

| | | | |
 2 3 4A 4C 5A

Inside lever/knob design different than outside



A SERIES

ALX SERIES

ND SERIES

COMPLETE LOCKS			LEVER STYLES			
Split finishes and designs will be priced at the highest list price of the design and/or finish. Keyed function pricing based on P6 cylinder with open S123 keyway. See adjacent page for additional cylinder and keyway options.			GEO		GEO	GEO
			LEV	ORB	LEV	LEV
			ORB	PLY	ORB	ORB
			PLY		PLY	PLY
			TUL		TUL	TUL
			FINISHES			
SERIES + FUNCTION CYL DESCRIPTION			626	612 643e	605 606 ☒ 609 ☒ 625 ☒	613
NON-KEYED FUNCTIONS						
A10	Passage latch (LEV not available)		\$162.00	\$174.00	\$174.00	\$192.00
A25	Exit lock		\$162.00	\$168.00	\$168.00	\$177.00
A40	Bath/bedroom privacy lock (LEV not available)		\$162.00	\$174.00	\$174.00	\$192.00
A170	Single dummy trim		\$81.00	\$87.00	\$87.00	\$96.00
KEYED FUNCTIONS						
A53	P6	Entrance lock	\$286.00	\$298.00	\$298.00	\$316.00
A53 with XA11-297 ☒	P6	Entrance lock with restoring slide	\$493.00	\$505.00	\$505.00	\$523.00
A70	P6	Classroom lock	\$286.00	\$298.00	\$298.00	\$316.00
A79	P6	Communicating lock with blank plate (LEV not available)	\$313.00	\$325.00	\$325.00	\$343.00
A80	P6	Storeroom lock	\$286.00	\$298.00	\$298.00	\$316.00
A85	P6	Faculty restroom lock (with indicator cylinder)	\$330.00	\$342.00	\$342.00	\$360.00

☒ Extended lead time

COMPLETE LOCKS

CYLINDER ADJUSTMENTS

Keyed locks on the previous pages are priced including the P6 cylinder with open keyway. Provided below are pricing adjustments based on other available cylinder types. For Primus and Primus XP cylinders, order lock less cylinder and order the Primus or Primus XP cylinder separately.

For complete details on cylinders, tailpieces, keying and keys, including cylinders sold separate, see the [Cylinders](#) and [Keys](#) sections at the back of this book.

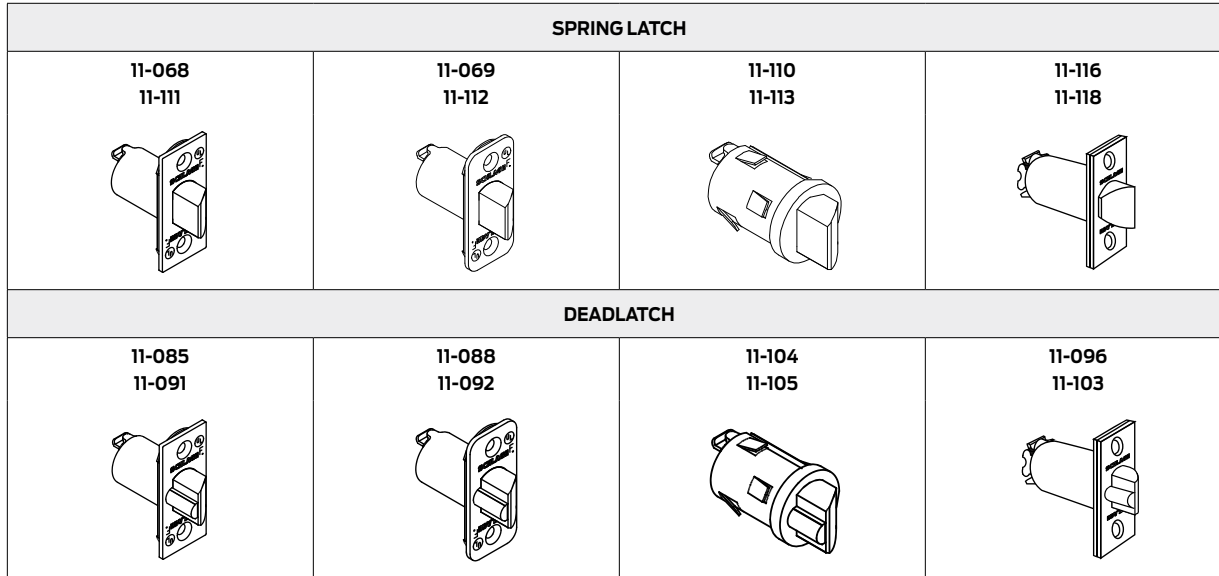
CYLINDER ADJUSTMENTS			
Restricted keyways include: Everest 29 R and T keyways, Everest B and D keyways and Classic (Reverse/Quad/Numbered) keyways			
Description	Specify	Price adjustment	
		Open	Restricted
Conventional 6-pin cylinder	P6	\$0.00	\$24.00
Conventional 6-pin cylinder, keyed 5	P	\$0.00	\$24.00
Everest SL Conventional Cylinder, 7 pin	Z	N/A	\$24.00
Less conventional cylinder	L	-\$81.00	
Conventional Primus/Primus XP cylinder	Order separately (Restricted keyways only, see Cylinders section)		
FSIC (Full size interchangeable core)	R	\$43.00	\$67.00
FSIC – Construction Core	T	\$43.00	N/A
Everest SL - FSIC, 7-pin	M	N/A	\$67.00
Less FSIC	J	-\$49.00	
Full size interchangeable Primus/Primus XP core	Order separately (Restricted keyways only, see Cylinders section)		

Construction cores (T) have an additional handling charge 50-231

COMPLETE LOCKS LATCHES

Specify on order only if requesting an option other than the default

The Schlage A knob latches serve as replacement options for the Schlage AL levered lock chassis.



LATCHES

SPRING LATCH

Default	Faceplate description	Backset	Housing diameter	Specify	Price adjustment
▪	Square corner, 1" x 2-1/4"	2-3/8"	7/8"	11-068	\$0.00
	1/4" Radius round corner, 1" x 2-1/4"	2-3/8"	7/8"	11-069	\$0.00
	Circular drive in - 605 & 626 finishes only	2-3/8"	1"	11-110	\$0.00
	Square corner, 1" x 2-1/4"	2-3/4"	7/8"	11-111	\$0.00
	1/4" Radius round corner, 1" x 2-1/4"	2-3/4"	7/8"	11-112	\$0.00
	Square corner, 1-1/8" x 2-1/4"	2-3/4"	1"	11-116	\$0.00
	Circular drive in - 605 & 626 finishes only	2-3/4"	1"	11-113	\$0.00
	Square corner, 1-1/8" x 2-1/4"	3-3/4"	1"	11-118	\$19.10

DEADLATCH

Default	Faceplate description	Backset	Housing diameter	Specify	Price adjustment
▪	Square corner, 1" x 2-1/4"	2-3/8"	7/8"	11-085	\$0.00
	1/4" Radius round corner, 1" x 2-1/4"	2-3/8"	7/8"	11-088	\$0.00
	Circular drive in - 605 & 626 finishes only	2-3/8"	1"	11-104	\$0.00
	Square corner, 1" x 2-1/4"	2-3/4"	7/8"	11-091	\$0.00
	1/4" Radius round corner, 1" x 2-1/4"	2-3/4"	7/8"	11-092	\$0.00
	Square corner, 1-1/8" x 2-1/4"	2-3/4"	1"	11-096	\$0.00
	Circular drive in - 605 & 626 finishes only	2-3/4"	1"	11-105	\$0.00
	Square corner, 1-1/8" x 2-1/4"	3-3/4"	1"	11-103	\$19.10



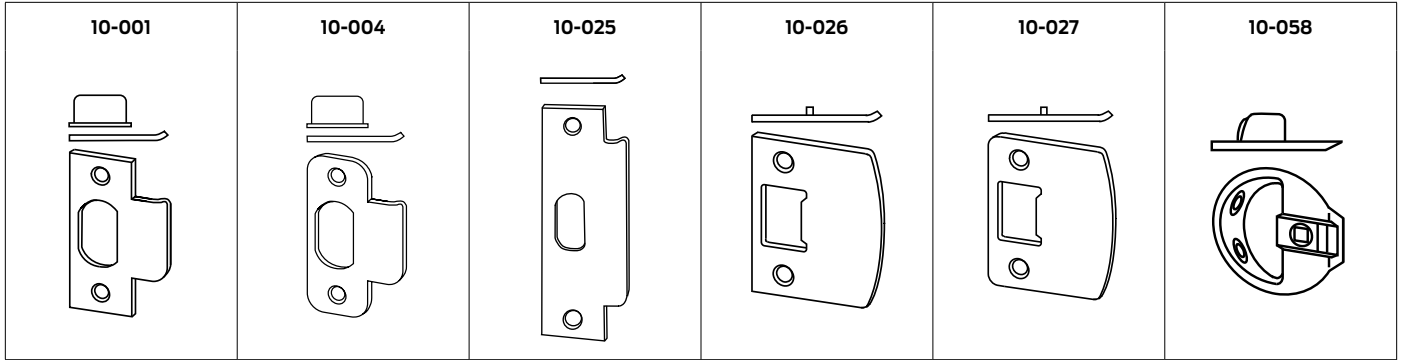
A SERIES

ALX SERIES

ND SERIES

COMPLETE LOCKS STRIKES

Specify on order only if requesting an option other than the default



STRIKES				
Default	Description	Default lip length	Specify	Price adjustment
▪	Square corner, T-strike, box, 1-1/8" x 2-3/4"	1-1/8"	10-001	\$0.00
	1/4" Radius round corner, T-strike, box, 1-1/8" x 2-3/4"	1-1/8"	10-004	\$0.00
	ANSI, no box, 1-1/4" x 4-7/8"	1-3/16"	10-025	\$0.00
	Square corner, full lip, no box, 1-5/8" x 2-1/4"	1-1/8"	10-026	\$0.00
	1/4" Radius round corner, full lip, no box, 1-5/8" x 2-1/4"	1-1/8"	10-027	\$0.00
	Circular, adjustable, 1-3/4" diameter - 605 and 626 finishes only	-	10-058	\$0.00

COMPLETE LOCKS STRIKE LIP LENGTH

Specify on order only if requesting an option other than the default

OPTIONAL STRIKE LIP LENGTH			
Selected strike	Optional lip length	Specify	Price adjustment
10-001	1"	LIP1	\$0.00
10-001	1-1/4"	LIP1-1/4	\$0.00
10-001	1-1/2"	LIP1-1/2	\$0.00
10-001	1-3/4"	LIP1-3/4	\$0.00
10-001	2"	LIP2	\$0.00
10-025	1-3/8"	LIP1-3/8	\$36.30
10-025	1-1/2"	LIP1-1/2	\$36.30

COMPLETE LOCKS OPTIONS

LATCH EXTENSION		
Description	Specify	Price adjustment
Backset extension link - requires reinforcement when used in hollow metal door applications; must be used with 2-3/8" backset latches. 5" backset, 7/8" housing diameter.	41-005	\$27.40
BOX FOR ANSI STRIKE		
Description	Specify	Price adjustment
Plastic dust box for ANSI strike	K510-066	\$0.00
PACK CYLINDERS LOOSE		
Description	Specify	Price adjustment
Pack Cylinders loose in box	PCL	\$0.00
SCREW OPTIONS		
Description	Specify	Price adjustment
Standard screws	SCRSTD	\$0.00
Tamper resistant Torx® screws for latch and strike	TORX	\$27.40
BUY AMERICA ACT		
Description	Specify	Price adjustment
Buy America Act Compliant	BAA	\$25.00
SPECIAL OPTIONS		
Description	Specify	Price adjustment
Restoring slide for A53 function ⓘ	XA11-297	Included

ⓘ Extended lead time

COMPLETE LOCKS LESS COMPONENTS

Deductions are applied to complete lock prices. When requesting a product "Less (LLL)" any attribute, the entire detailed ACN must be provided.

LOCKS LESS COMPONENTS		
Description	Specify	Price adjustment
Less each knob or lever	LLL	-\$16.00
Less each rose or turn	LLL	-\$11.90
Less spring latch	LLL	-\$71.70
Less deadlatch	LLL	-\$71.70
Less strike	LLL	-\$19.40

A SERIES

ALX SERIES

ND SERIES

COMPLETE LOCKS

KEYING

Specify on order only if requesting an option other than the default. Control keys are not furnished with locks and must be purchased separately. See [Keys section](#) at the back of this book.

For complete details on cylinders, tailpieces, keying and keys, see the [Cylinders](#) and [Keys](#) sections at the back of this book.

KEYING		Default	Optional	Default	Optional	Default	Optional	Default	Optional	Default	Optional
Specify	Description	P6	P	Z	R	T	M				
KD	Keyed different	▪	▪		▪						
KA-0BIT	Keyed alike 0 bitted		▪								
KA-1BIT	Keyed alike 1 bitted				▪						
KAGRP	Keyed alike by group		▪			▪					
KAQTY	Keyed alike by qty		▪								
KEYSPECIFIC	Keyed alike to specific combination		▪			▪					
MK	Master keyed		▪	▪		▪				▪	
SPLIT	Split key construction keyed		▪								
RCK	Lost ball construction keyed				▪						
RMK	Residential master keyed				▪						
RCK/RMK	Lost ball construction keyed and res. master keyed				▪						
ICC	FSIC construction keyed, (default)							▪			
ICA	FSIC construction keyed, (if specified)								▪		
ICB	FSIC construction keyed, (if specified)								▪		
BRN	SFIC construction keyed, Brown (default)										
GRN	SFIC construction keyed, Green (if specified)										

KEYWAY									
Specify keyway	Keyway family	Default keyway		P6	P	Z	R	T	M
		Non-masterkeyed	Masterkeyed						
[]	Everest 29 S (Open) Default if not specified	S123	S145	▪			▪		
[]	Obverse (Open)	C	E	▪	▪		▪	▪	
[]	Everest C (Open)	C123	C145	▪			▪		
[]	Everest D (Restricted)	D123	D145	▪			▪		
[]	Everest 29 T (Restricted)	T123	T145	▪			▪		
[]	Quad (Restricted)	Customer directed		▪			▪		
[]	Numbered (Restricted)	Customer directed		▪			▪		
[]	Reverse (Restricted)	Customer directed		▪			▪		
[]	Everest B (Restricted)	N/A	B125			▪			▪
[]	Everest 29 R (Restricted)	N/A	R125			▪			▪

For a complete list of keying related charges, see the [Cylinders](#) and [Keys](#) sections at the back of this book. Keys must be ordered separately for all construction keyed options.

PARTS

KNOBS AND RELATED COMPONENTS																						
Ordering instructions: Specify part number, knob/lever design and finish. Separate values with a period. Example 01-009.GEO.626 (open knob, Georgian design, 626 finish).																						
☒ Extended factory lead time											Available finishes											
											605	606	609	612	613	619	622	625	626	629	630	643e
ORB, PLY											▪	☒	☒	▪	▪	N/A	N/A	☒	▪	N/A	N/A	▪
TUL, GEO, LEV											▪	☒	☒	N/A	▪	N/A	N/A	☒	▪	N/A	N/A	N/A
Specify			Description	Price each																		
Part number	Knob/lever	Finish																				
01-008	. [Knob/lever]	. [Finish]	Closed knob or lever - GEO, LEV, ORB, PLY, TUL	\$52.70																		
01-009	. [Knob/lever]	. [Finish]	Open knob or lever - GEO, LEV, ORB, PLY, TUL	\$52.70																		
01-018	. [Knob/lever]	. [Finish]	Open knob with sleeve for cylinders - GEO, ORB, PLY, TUL	\$73.50																		
01-026	. ORB	. [Finish]	Full size core knob - ORB	\$98.90																		
01-053	-	-	Full size core driver and retainer (finish not required)	\$17.10																		
A501-941	-	-	Full size core retainer (finish not required)	\$6.50																		
C604-307	-	-	Full size core driver, universal (finish not required)	\$12.30																		

ROSES AND RELATED COMPONENTS																						
Ordering instructions: Specify part number, rose design (if applicable) and finish. Separate values with a period. Example 01-002.PLY.626 (outside rose, Plymouth design, 626 finish).																						
☒ Extended factory lead time											Available finishes											
											605	606	609	612	613	619	622	625	626	629	630	643e
TUL, PLY, A201-558, A501-766											▪	☒	☒	▪	▪	N/A	N/A	☒	▪	N/A	N/A	▪
GEO											▪	☒	☒	N/A	▪	N/A	N/A	☒	▪	N/A	N/A	N/A
Specify			Description	Price each																		
Part number	Rose	Finish																				
01-001	. [Rose]	. [Finish]	Outside rose - TUL, PLY, GEO	\$39.70																		
01-002	. [Rose]	. [Finish]	Inside rose - TUL, PLY, GEO	\$39.70																		
A201-558	-	. [Finish]	Rose - outside, A25 function	\$70.00																		
A501-766	-	. [Finish]	Rose- inside, A79 function	\$62.60																		

LATCHES AND RELATED COMPONENTS																						
Ordering instructions: Specify part number and finish. Separate values with a period. Example 11-069.613 (1/4" Radius round corner, 1" x 2-1/4" latch, 613 finish).																						
The Schlage A knob latches serve as replacement options for the Schlage AL levered lock chassis.																						
☒ Extended factory lead time											Available finishes											
											605	606	609	612	613	619	622	625	626	629	630	643e
Spring latch											▪	▪	▪	▪	▪	N/A	N/A	▪	▪	N/A	N/A	▪
Specify			Faceplate description	Backset	Housing diameter	Price each																
Part number	Finish																					
11-068	. [Finish]	Square corner, 1" x 2-1/4"	2-3/8"	7/8"	\$76.70																	
11-069	. [Finish]	1/4" Radius round corner, 1" x 2-1/4"	2-3/8"	7/8"	\$76.70																	
11-110	. [Finish]	Circular drive in - 605 & 626 finishes only	2-3/8"	1"	\$76.70																	
11-111	. [Finish]	Square corner, 1" x 2-1/4"	2-3/4"	7/8"	\$76.70																	

Shaded items are standard components and are furnished with locks unless otherwise specified.

PARTS

LATCHES AND RELATED COMPONENTS

Ordering instructions: Specify part number and finish. Separate values with a period. Example 11-069.613 (1/4" Radius round corner, 1" x 2-1/4" latch, 613 finish).

The Schlage A knob latches serve as replacement options for the Schlage AL levered lock chassis.

⚠ Extended factory lead time	Available finishes											
	605	606	609	612	613	619	622	625	626	629	630	643e
	▪	▪	▪	▪	▪	N/A	N/A	▪	▪	N/A	N/A	▪

Spring latch

Specify		Faceplate description	Backset	Housing diameter	Price each
Part number	Finish				
11-112	. [Finish]	1/4" Radius round corner, 1" x 2-1/4"	2-3/4"	7/8"	\$76.70
11-116	. [Finish]	Square corner, 1-1/8" x 2-1/4"	2-3/4"	1"	\$76.70
11-113	. [Finish]	Circular drive in - 605 & 626 finishes only	2-3/4"	1"	\$76.70
11-118	. [Finish]	Square corner, 1-1/8" x 2-1/4"	3-3/4"	1"	\$82.50

Deadlatch

Specify		Faceplate description	Backset	Housing diameter	Price each
Part number	Finish				
11-085	. [Finish]	Square corner, 1" x 2-1/4"	2-3/8"	7/8"	\$76.70
11-088	. [Finish]	1/4" Radius round corner, 1" x 2-1/4"	2-3/8"	7/8"	\$76.70
11-104	. [Finish]	Circular drive in - 605 & 626 finishes only	2-3/8"	1"	\$76.70
11-091	. [Finish]	Square corner, 1" x 2-1/4"	2-3/4"	7/8"	\$76.70
11-092	. [Finish]	1/4" Radius round corner, 1" x 2-1/4"	2-3/4"	7/8"	\$76.70
11-096	. [Finish]	Square corner, 1-1/8" x 2-1/4"	2-3/4"	1"	\$76.70
11-105	. [Finish]	Circular drive in - 605 & 626 finishes only	2-3/4"	1"	\$76.70
11-103	. [Finish]	Square corner, 1-1/8" x 2-1/4"	3-3/4"	1"	\$82.50
41-005	. [Finish]	Backset extension link - require reinforcement when used in hollow metal door applications; backset link must be used with 2-3/8" backset latches.	5"	-	\$29.10
39-030	. [Finish]	Rabbeted latch and strike kit - adapts square corner latches and 2-3/4" high square corner strikes to 1/2" rabbeted door and frame preparations. Only available in 605 and 626 finishes.	-	-	\$74.10

STRIKES

Ordering instructions: Specify part number and finish. Separate values with a period. Example 10-001-114.626 (Square corner, T-strike, box, 1-1/8" x 2-3/4" with 1-1/4" lip length in 626 finish)

⚠ Extended factory lead time	Available finishes											
	605	606	609	612	613	619	622	625	626	629	630	643e
	▪	▪	▪	▪	▪	N/A	N/A	▪	▪	N/A	N/A	▪

Specify		Description	Lip length	Price each
Part number	Finish			
10-001-118	. [Finish]	Square corner, T-strike, box, 1-1/8" x 2-3/4"	1-1/8"	\$8.10
10-001-100	. [Finish]	Square corner, T-strike, box, 1-1/8" x 2-3/4"	1"	\$17.70
10-001-114	. [Finish]	Square corner, T-strike, box, 1-1/8" x 2-3/4"	1-1/4"	\$17.70
10-001-112	. [Finish]	Square corner, T-strike, box, 1-1/8" x 2-3/4"	1-1/2"	\$17.70
10-001-134	. [Finish]	Square corner, T-strike, box, 1-1/8" x 2-3/4"	1-3/4"	\$17.70
10-001-200	. [Finish]	Square corner, T-strike, box, 1-1/8" x 2-3/4"	2"	\$17.70

Shaded items are standard components and are furnished with locks unless otherwise specified.

CYLINDRICAL
DEADBOLTS
MORTISE
MULTIPOINT
INTERCONNECT
TUBULAR
SPECIALTY
PORTABLE
CYLINDERS/KEYS
TOOLS/KITS
MERCHANDISING
FORMS

PARTS

STRIKES
 Ordering instructions: Specify part number and finish. Separate values with a period. Example 10-001-114.626 (Square corner, T-strike, box, 1-1/8" x 2-3/4" with 1-1/4" lip length in 626 finish)

⌘ Extended factory lead time	Available finishes											
	605	606	609	612	613	619	622	625	626	629	630	643e
	▪	▪	▪	▪	▪	N/A	N/A	▪	▪	N/A	N/A	▪

Specify		Description	Lip length	Price each
Part number	Finish			
10-004	.[Finish]	1/4" Radius round corner, T-strike, box, 1-1/8" x 2-3/4"	1-1/8"	\$14.30
10-025-1316	.[Finish]	ANSI, no box, 1-1/4" x 4-7/8"	1-3/16"	\$19.40
10-025-138	.[Finish]	ANSI, no box, 1-1/4" x 4-7/8"	1-3/8"	\$55.70
10-025-112	.[Finish]	ANSI, no box, 1-1/4" x 4-7/8"	1-1/2"	\$55.70
10-026	.[Finish]	Square corner, full lip, no box, 1-5/8" x 2-1/4"	1-1/8"	\$9.40
10-027	.[Finish]	1/4" Radius round corner, full lip, no box, 1-5/8" x 2-1/4"	1-1/8"	\$9.40
10-058	.[Finish]	Circular, adjustable, 1-3/4" diameter (only available in 605 and 626 finishes)	-	\$15.00
K510-066	-	Box for ANSI strike - finish not required	-	\$8.60

PLUNGER PARTS
 Ordering instructions: Specify part number with dimension, design and finish. Separate values with a period. Example 01-060-492.ORB.626.

⌘ Extended factory lead time	Available finishes											
	605	606	609	612	613	619	622	625	626	629	630	643e
	▪	⌘	⌘	▪	▪	N/A	N/A	⌘	▪	N/A	N/A	▪

Specify			Description	Function	Dimension	Design	Door range	Price each
Part number	Design	Finish						
01-056-360	.[Design]	.[Finish]	Plunger unit, inside	A40	360	GEO, PLY, TUL	1-3/8" – 1-7/8"	\$20.80
01-056-428	.ORB	.[Finish]	Plunger unit, inside	A40	428	ORB	1-3/8" – 1-7/8"	\$20.80
01-060-360	.[Design]	.[Finish]	Plunger unit, inside	A53	360	GEO, LEV, PLY, TUL	1-3/8" – 1-7/8"	\$20.80
01-060-428	.ORB	.[Finish]	Plunger unit, inside	A53	428	ORB	1-3/8" – 1-7/8"	\$20.80
01-063-363	.[Design]	.[Finish]	Plunger unit, inside	A85	363	GEO, LEV, PLY, TUL	1-3/8" – 1-7/8"	\$42.60
01-063-431	.ORB	.[Finish]	Plunger unit, inside	A85	431	ORB	1-3/8" – 1-7/8"	\$42.60

PARTS

REINFORCEMENTS AND ADAPTERS		
Specify	Description	Price each
37-001.[Door thickness]	Metal door reinforcer kit, fits both 7/8" and 1" diameter housings. Includes A501-567 and A501-565 or A501-566.	\$50.10
A501-565	Reinforcer for 1-3/8" thick non-reinforced metal doors. Fits both 7/8" and 1" diameter housings.	\$25.20
A501-566	Reinforcer for 1-3/4" thick non-reinforced metal doors. Fits both 7/8" and 1" diameter housings.	\$25.20
A501-567	3-1/2" long latch housing sleeve used to reinforce joint between latch and backset link or to hold latch in metal doors.	\$15.80
A501-878	Faceplate adapter to adapt 1" faceplate to 1-1/8" door preparation. Order in multiples of 100.	\$0.96
G506-815	1" long latch housing sleeve to adapt 7/8" housing to 1" bore.	\$8.70

FINISHED MISCELLANEOUS PARTS			
Ordering instructions: Specify part number and finish. Separate values with a period. Example A201-330.612.			
☞ Extended factory lead time		Available finishes	
		605 606 609 612 613 619 622 625 626 629 630 643e ▪ ☞ ☞ ▪ ▪ N/A N/A ☞ ▪ N/A N/A ▪	
Specify	Description	Price each	
Part number	Finish		
38-018	. [Finish]	Thin door extension ring (2 required per lock)	\$16.70
A201-330	. [Finish]	Non-threaded chassis, less knob and rose - A170	\$56.80
A201-399	. [Finish]	Hub and cap, outside - A25, A53, A70, A79, A80, A85, A170	\$40.90
A201-406	. [Finish]	Hub and cap, outside - A10, A40	\$40.90
A201-684	. [Finish]	Threaded chassis, less knob and rose - A170	\$56.80
A301-403	. [Finish]	Housing and cap, 1-3/8" thru 1-7/8" door (except A79)	\$15.40
A301-406	. [Finish]	Threaded housing and cap, inside (except A79)	\$15.60

MISCELLANEOUS PARTS		
* Parts that are not directly interchangeable with locks manufactured before 1984		
Specify	Description	Price each
A201-370	Cam and driver - A80	\$12.50
A201-377	Mounting plate, inside (except A79)	\$12.70
A301-386*	Spindle and catch inside (except A79)	\$12.70
A301-387	Spindle and catch, outside (except A25)	\$12.70
A301-402	Cam unit, outside - A40, A53, A85	\$12.70
A501-167	Threaded rod for mounting A170s as double dummy set	\$10.00
A501-305	Hub plate, inside (except A79)	\$10.00
A501-498	Hub, 1-3/8" door - A25	\$15.20
A501-499	Hub, 1-3/4" door - A25	\$15.40
A501-615	Spindle wedge - A80, A85	\$9.40
A501-710	Swivel sleeve - A85 (except ORB design)	\$9.50
A501-721	Cam plug - A70, A79	\$28.90
A501-767	Mounting plate - A79	\$9.50
A501-768	Hub plate, inside - A79	\$9.50
A501-791	Cam and plug spacer - A70, A79	\$5.80
A501-874	Hub plate, outside - A25	\$15.20
A501-901	Plate, outside - A80, A85	\$6.80
A508-399	Plate, outside (except A25, A80, A85)	\$12.90

PARTS

MISCELLANEOUS PARTS		
* Parts that are not directly interchangeable with locks manufactured before 1984		
Specify	Description	Price each
A508-597	Spring separator (except A10, A25, A40) - require frame A508-598	\$9.50
A700-017	Spiral cam - A70, A79	\$15.20
A508-598	Frame	\$15.40
A508-600	Housing - A79	\$21.30
A508-605	Slide spring	\$9.50
A508-640	Spacer, ORB knob	\$10.80
A590-158*	Slide, restoring - A85	\$9.50
A590-159	Slide, non-restoring - A53, A70, A79, A80	\$9.50
A590-180	Slide, restoring - A40	\$9.50
A590-181	Slide, non-restoring - A10, A25	\$9.50
C503-008	Cotter pin. Order in multiples of 100.	\$0.84

SCREWS																
Ordering instructions: Specify part number and finish. Separate values with a period. Example A508-649.626.																
RH-CD = Round Head - Combo Drive Machine Thread ▪ SRH Mach = Slotted Round Head Machined Thread ▪ PFH = Phillips Flat Head																
⌘ Extended factory lead time					Available finishes											
					605	606	609	612	613	619	622	625	626	629	630	643e
					▪	⌘	⌘	▪	▪	N/A	N/A	⌘	▪	N/A	N/A	▪
Specify		Description	Door thickness	Type	Size	Price each										
Part number	Finish															
A501-161	-	Mounting, All (except A79). Order in multiples of 100.	1-3/8" – 1-7/8"	RH-CD Mach	10-32 x 1-1/8"	\$1.20										
A501-769	-	Mounting, A79. Order in multiples of 100.	1-3/8" – 2"	SRH Mach 1-way	10-32 x 1-1/8"	\$1.70										
C603-256	.[Finish]	ANSI strike. Order in multiples of 100.		PFH Combo	12-24 x 1"	\$1.20										
C603-897	.[Finish]	Latch and strike. Order in multiples of 100.		PFH Combo	8-32 x 3/4"	\$1.10										

SCREW PACKS																
Ordering instructions: Specify part number and finish. Separate values with a period. Example A201-812.613.																
⌘ Extended factory lead time					Available finishes											
					605	606	609	612	613	619	622	625	626	629	630	643e
					▪	⌘	⌘	▪	▪	N/A	N/A	⌘	▪	N/A	N/A	▪
Specify		Description	Contents		Price each											
Part number	Finish															
A201-811	.[Finish]	Mounting, latch and strike (except A170)	(2) A501-161 (4) C603-897		\$10.50											
A201-812	.[Finish]	Mounting, A170	(3) C603-897		\$8.20											

PARTS

TORX SCREW PACKS				
Torx screw packs are furnished with appropriate T-xx installation tool(s).				
Ordering instructions: Specify part number and finish. Separate values with a period. Example C203-311.626.				
		Available finishes		
⌘ Extended factory lead time		605 606 609 612 613 619 622 625 626 629 630 643e		
		▪ ⌘ ⌘ ▪ ▪ N/A N/A ⌘ ▪ N/A N/A ▪		
Specify		Description	Contents	Price each
Part number	Finish			
C203-311	.[Finish]	Latch and strike	(4) C503-766 (T-15)	\$27.10
C203-312	.[Finish]	Latch and ANSI strike	(2) C503-766 (T-15) (2) L583-371 (T-20)	\$27.10

CYLINDERS AND KEYS
Cylinders and keys sold separate can be found in the [Cylinders](#) and [Keys](#) sections at the back of this book.



A SERIES

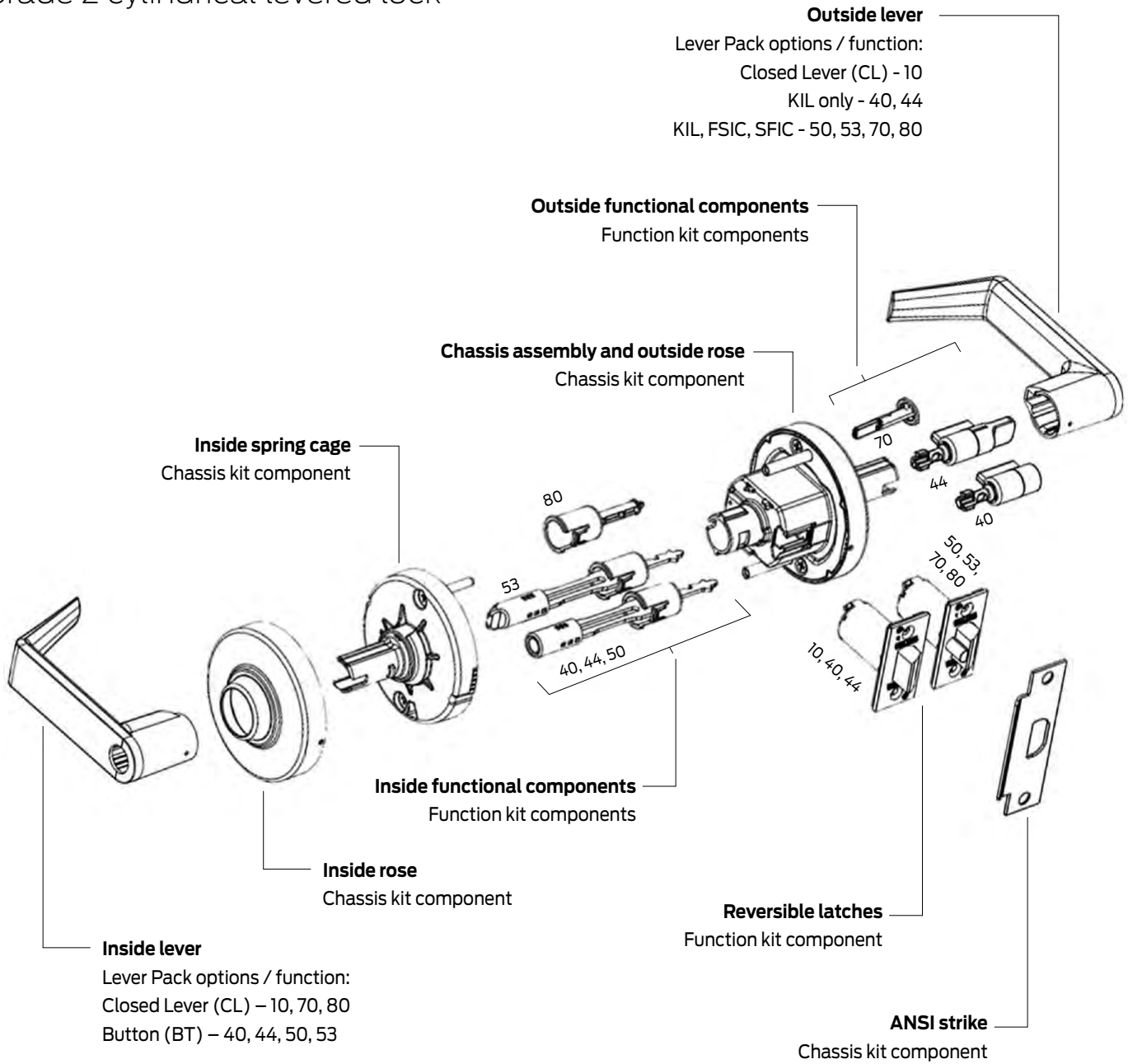
ALX SERIES

ND SERIES

this page intentionally blank

ALX SERIES

Grade 2 cylindrical levered lock



Exploded view details the component groupings for each function. All factory configured locks come with proper functional components installed in the lock. See kit details for information on how kit product delivery system can be ordered and managed.

How to order

To order products, attribute values should be provided in the sequence shown below. Each value should be separated by a period.

Line item	Quantity	Brand	Required for all lock orders			Outside style			Inside style			Latch	Strike	Strike lip length	Options					Keying		
			Series + Function	Cylinder type (keyed functions only)	Outside lever design	Outside rose design	Outside finish	Inside lever design	Inside rose design	Inside finish	Latch extension				Box for ANSI strike	Pack cylinders loose (PLC)	Screw option	Buy America Act compliant	Keying code	Keyway	Pack keys independently	
1	2	3	4A	4B	4C	5A	5B	5C	6	7	8	9A	9B	9C	9D	9E	10A	10B	10C			

Specifying dimensions:

Dimensions should be provided with the whole number followed by a dash and then the fraction of an inch. Example: 1-3/4.

Line item number

Quantity

- 1 **Brand:** Required only when specifying a product Less (LLL) any attribute.
- 2 **Series+Function:** Series combined with function.
- 3 **Cylinder type:** Specify cylinder code for keyed functions.
- 4A **Outside lever design:** Required for all orders.
- 4B **Outside rose design:** Required only when specifying a product Less (LLL) any attribute.
- 4C **Outside finish:** Required for all orders.
- 5A **Inside lever design:** Required only if different from the outside lever design or if specifying a product Less (LLL) any attribute.
- 5B **Inside rose design:** Required only when specifying a product Less (LLL) any attribute.
- 5C **Inside finish:** Specify only if different from the outside finish or if specifying a product Less (LLL) any attribute.
- 6 **Latch:** Leave blank to receive the default latch. Specify part number if non-default latch is required or if specifying a product Less (LLL) any attribute.
- 7 **Strike:** Leave blank to received default strike. Specify part number if non-default strike is required or if specifying a product Less (LLL) any attribute.
- 8 **Strike lip length:** Leave black for default strike lip length. Specify for non-default strike lip length or if specifying a product Less (LLL) any attribute. Specify with a LIP prefix followed by the lip length dimension. Example: LIP1-3/8.
- 9A-9E **Options:** Specify any desired options.
- 10A **Keying code:** Default keying code is dictated by the selected cylinder type. Leave blank for to receive the default keying code or specify for any other keying code. If ordering a product less any lock attribute, keying code must be specified.
- 10B **Keyway:** Default way is dictated by the selected cylinder type. Leave blank for to receive the default keyway or specify to order any other keyway. If ordering a product less any lock attribute, keying code must be specified.
- 10C **Pack keys independently:** Specify only when requesting that keys be packed independently.

Contents

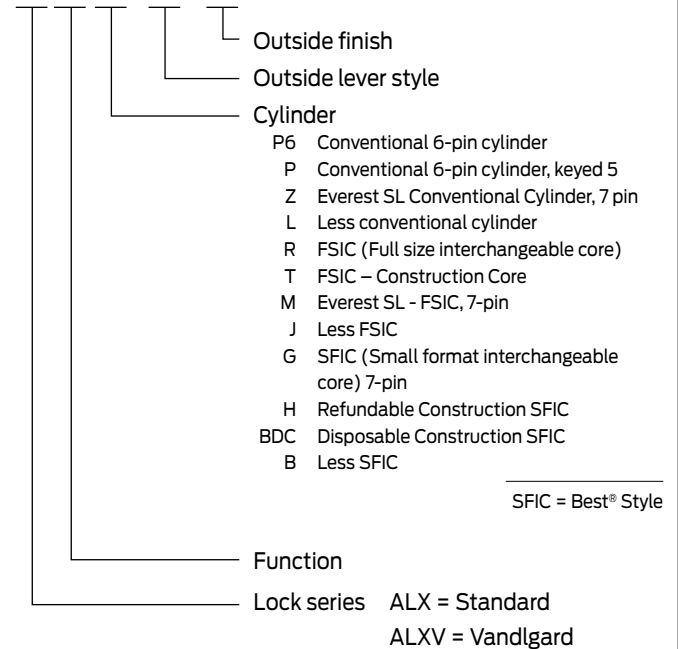
ALX Series Overview	29
ALX Series Functions	33
ALX Series Styles	34
ALX Series Configure a product	37
Cylinder adjustments	39
Style options	40
Latches.....	41
Strikes and Strike lip length.....	42
Options.....	43
Less components.....	43
Keying.....	44
ALX Series Kits	45
Chassis components	48
Tailpieces.....	48
ALX Series Parts	48
Latches.....	49
Strikes.....	50
Levers - Schlage Options.....	50
Roses	52
Levers - Competitor Options.....	53
Fasteners	54

BAA/ARRA

Contact your local RSO or
Sales Rep. for ordering details

Product identification

ALX53.P6.SAT.626



Finish codes and descriptions

BHMA code		Description
605	(US 3)	Bright Brass
606	(US 4)	Satin Brass
612	(US 10)	Satin Bronze
613	(US 10B)	Oil Rubbed Bronze
619	(US 15)	Satin Nickel
622	(US 19)	Matte Black
625	(US 26)	Bright Chrome
626	(US 26D)	Satin Chrome
626AM		Satin Chrome, Antimicrobial (A)
643e	(US 11)	Aged Bronze

Standard features

Certification	ANSI/BHMA Certified A156.2-2011, Series 4000, Grade 2, UL Listed for 3-hour fire door
Latch	1-1/8" x 2-1/4" Square corner faceplate, 7/8" housing diameter with 1" diameter sleeve, 1/2" throw
Strike	1-1/4" x 4-7/8" ANSI, square corner, no dust box
Backset	2-3/4"
Cylinder	6-pin solid brass, keyed 6-pin, S123 keyway, keyed different (KD)
Door range	1-3/8" through 1-3/4"
Keys	Two nickel silver cut keys per lock, 6-pin, S123 section





A SERIES

ALX SERIES

ND SERIES

this page intentionally blank

ANSI/BHMA Certified A156.2-2011, Series 4000, Grade 2, UL Listed for 3-hour fire door.

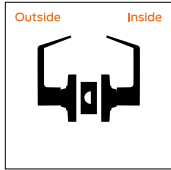
NON-KEYED LOCKS

SCHLAGE ANSI

ALX10 F75

Passage latch

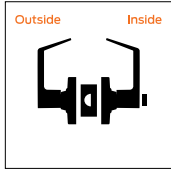
No cylinder; plain lever both sides; spring latch. Both levers always unlocked.



ALX40 F76
ALXV40

Bath/bedroom privacy lock

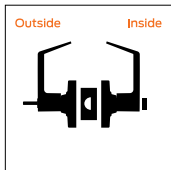
No cylinder; coin turn outside; pushbutton inside; spring latch. Inside push button locks outside lever. Turn inside lever or close door to release button and prevent lock-out; outside coin turn provides emergency access. Field selectable Vandlgard® feature. Inside lever is always free for immediate egress.



ALX44 F76
ALXV44

Hospital privacy lock

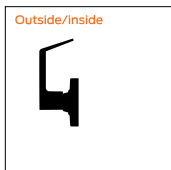
No cylinder; emergency turn outside; push button inside; spring latch. Inside push button locks outside lever. Turn inside lever or close door to release button and prevent lock-out; outside emergency turn provides immediate access for life safety. Field selectable Vandlgard feature. Inside lever is always free for immediate egress.



ALX170

Single dummy trim

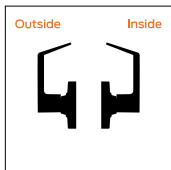
No cylinder; rigid plain lever outside; no hardware inside; no latch. Use as door pull or matching inactive trim.



ALX172 F89

Double dummy trim

No cylinder; rigid plain levers both sides; no latch (latch cover available). Use as door pull or matching inactive trim.



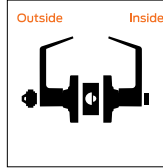
KEYED LOCKS

SCHLAGE ANSI

ALX50 F82
ALXV50

Entrance/office lock

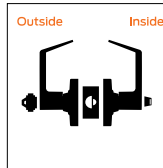
Cylinder outside; push button inside; deadlatch. Inside push button locks outside lever. Unlock with key or by rotating inside lever. Field selectable Vandlgard feature. Inside lever always free for immediate egress.



ALX53 F109
ALXV53

Entrance lock

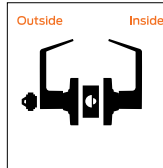
Cylinder outside; push/turn button inside; deadlatch. Inside button locks outside lever by pushing button or pushing and turning button. Pushed button: unlock with key or by rotating inside lever. Push/turn button: key retracts latch only; unlock by returning button to home position then use key or rotate inside lever. Field selectable Vandlgard feature. Inside lever always free for immediate egress.



ALX70 F84
ALXV70

Classroom lock

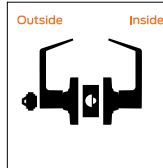
Cylinder outside; plain lever inside; deadlatch. Key locks or unlocks outside lever. Field selectable Vandlgard feature. Inside lever always free for immediate egress.



ALX80 F86
ALXV80

Storeroom lock

Cylinder outside; plain lever inside; deadlatch. Outside lever always locked. Key retracts the latch. Field selectable Vandlgard feature. Inside lever always free for immediate egress.

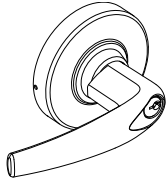


LEVER DESIGNS

ROSE DESIGNS

ATHENS (ATH)

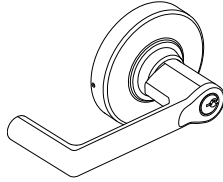
Tactile option: 8AT (milled)



- Lever grade: 1
 Cores:
- KIL ▪ L-CO6
 - FSIC ▪ J-SAR
 - SFIC ▪ J-CO6
 - L-SAR

BOARDWALK (BRK)

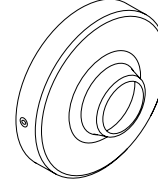
Tactile option: 8BK (knurled)



- Lever grade: 1
 Cores:
- KIL
 - FSIC
 - SFIC

RHODES (RHO)

3-7/16" (87mm) diameter

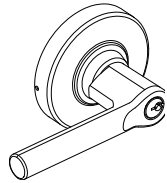


Available roses: Rhodes (RHO)

Available roses: Rhodes (RHO)

BROADWAY (BRW)

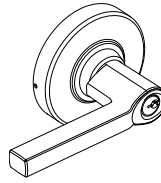
Tactile option: 8BY (knurled)



- Lever grade: 1
 Cores:
- KIL
 - FSIC
 - SFIC

LATITUDE (LAT)

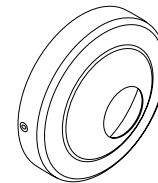
Tactile option: 8LT (milled)



- Lever grade: 1
 Cores:
- KIL
 - FSIC
 - SFIC

OMEGA (OME)

3-7/16" (87mm) diameter

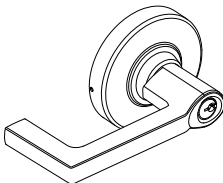


Available roses: Rhodes (RHO)

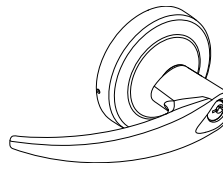
Available roses: Rhodes (RHO)

LONGITUDE (LON)

Tactile option: 8LN (milled)



- Lever grade: 1
 Cores:
- KIL
 - FSIC
 - SFIC

OMEGA (OME)


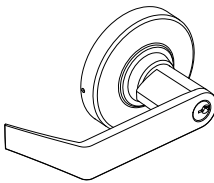
- Lever grade: 1
 Cores:
- KIL
 - FSIC
 - SFIC

Available roses: Rhodes (RHO)

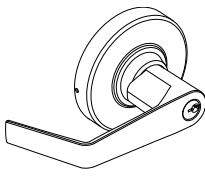
Available roses: Omega (OME)

RHODES (RHO)

Tactile option: 8RO (milled)



- Lever grade: 1
 Cores:
- KIL ▪ L-CO6
 - FSIC ▪ J-SAR
 - SFIC ▪ J-CO6
 - L-SAR ▪ J-CO7

SATURN (SAT)


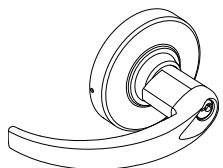
- Lever grade: 2
 Cores:
- KIL

Available roses: Rhodes (RHO)

Available roses: Rhodes (RHO)

SPARTA (SPA)

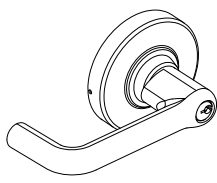
Tactile option: 8SP (milled)



- Lever grade: 1
 Cores:
- KIL ▪ L-CO6
 - FSIC ▪ J-SAR
 - SFIC ▪ J-CO6
 - L-SAR

TUBULAR (TLR)

Tactile option: 8TR (knurled)



- Lever grade: 1
 Cores:
- KIL ▪ L-CO6
 - FSIC ▪ J-SAR
 - SFIC ▪ J-CO6
 - L-SAR

Available roses: Rhodes (RHO)

Available roses: Rhodes (RHO)



FINISH AVAILABILITY

		Bright Brass (605)	Satin Brass (606)	Antique Brass (609)	Satin Bronze (612)	Oil Rubbed Bronze (613)	Satin Nickel (619)	Matte Black (622)	Bright Chrome (625)	Satin Chrome (626)	Bright Stainless Steel (629)	Satin Stainless Steel (630)	Aged Bronze (643e)	Satin Chrome, Antimicrobial (626AM)	Satin Stainless Steel, Antimicrobial (630AM)
LEVERS															
Athens	ATH	605	606	-	612	613	619	622	625	626	-	-	643e	626AM	-
Boardwalk	BRK	605	606	-	612	613	619	622	625	626	-	-	643e	626AM	-
Broadway	BRW	605	606	-	612	613	619	622	625	626	-	-	643e	626AM	-
Latitude	LAT	605	606	-	612	613	619	622	625	626	-	-	643e	626AM	-
Longitude	LON	605	606	-	612	613	619	622	625	626	-	-	643e	626AM	-
Omega	OME	605	606	-	612	613	619	622	625	626	-	-	643e	626AM	-
Rhodes	RHO	605	606	-	612	613	619	622	625	626	-	-	643e	626AM	-
Saturn	SAT	605	606	-	612	613	619	622	625	626	-	-	643e	626AM	-
Sparta	SPA	605	606	-	612	613	619	622	625	626	-	-	643e	626AM	-
Tubular	TLR	605	606	-	612	613	619	622	625	626	-	-	643e	626AM	-
CYLINDER FINISHES															
Complete lock finish		605	606	-	612	613	619	622	625	626	-	-	643E	626AM	-
Coordinating conventional cylinder															
Plug component		606	606	-	606	522	626	622	626	626	-	-	522	626	-
Coordinating FSIC/SFIC cylinder															
Plug (lower) component		606	606	-	606	522	626	622	626	626	-	-	522	626	-
Core face (upper) component		606	606	-	606	522	626	622	626	626	-	-	522	626	-

522 is a simulated 613 finish





A SERIES

ALX SERIES

ND SERIES

this page intentionally blank

You can **configure and price a full range of products** using the tables and rules shown in this section.

The pricing of locks in this section includes the P6 cylinder in an open keyway (where applicable), default latch, strike and a 1-3/4" thick door. Additional modifications are available using the rules and price adjustments on the subsequent pages.

How to order:

- All applicable product attributes must be provided in the order shown below
- Each value must separated by a period
- If requesting a product "Less (LLL)" any attribute, the entire detailed ACN must be provided
- Fractions will be written with the "/" symbol separating the numerator and the denominator (example 1/2)
- For dimensions that contain a whole number and a fraction, a hyphen "-" will be added after the whole number and before the fraction (example 2-1/2)
- For two dimensions represented together, such as length and width, the values would be separated by an "x" with no spaces
- Finishes should be listed using their BHMA finish as shown in this book

Required for all lock orders															Options			Keying		
Brand	Series + Function	Cylinder type (keyed functions only)	Outside style			Inside style			Latch	Strike	Strike lip length	Latch extension	Box for ANSI strike	Pack cylinders loose (PLC)	Screw option	Buy America Act compliant	Keying code	Keyway	Pack keys independently	
			Outside lever design	Outside rose design	Outside finish	Inside lever design	Inside rose design	Inside finish												
1	2	3	4A	4B	4C	5A	5B	5C	6	7	8	9A	9B	9C	9D	9E	10A	10B	10C	

Only required if specifying less rose

Specify only if different than outside style

Only required when deviating from the product's default. Specify only the deviated attribute(s).

Only required when deviating from the product's default. Specify only the deviated attribute(s).

If ordering a product "Less (LLL)" any attribute, values for each attribute must be provided.

EXAMPLE:

ALX80 . P6 . 8RO . 626 . **RHO**

| | | | |

2 3 4A 4C 5A

Inside lever/knob design different than outside



A SERIES

ALX SERIES

ND SERIES

COMPLETE LOCKS			LEVER STYLES					
ALXV = ALX with Vandlgard feature						ATH BRW	ATH BRW	ATH BRW
Split finishes and designs will be priced at the highest list price of the design and/or finish.			SAT	SAT	SAT	BRK LAT	BRK LAT	BRK LAT
Keyed function pricing based on P6 cylinder with open S123 keyway. See adjacent page for additional cylinder and keyway options.						LON OME	LON OME	LON OME
						RHO SPA	RHO SPA	RHO SPA
						TLR	TLR	TLR
			FINISHES					
			626	605 606 612 619 622 625 643e	613 626AM	626	605 606 612 619 622 625 643e	613 626AM
SERIES + FUNCTION	CYL	DESCRIPTION						
NON-KEYED FUNCTIONS								
ALX10		Passage latch	\$231.00	\$243.00	\$261.00	\$253.00	\$265.00	\$283.00
ALX40		Bath/bedroom privacy lock	\$262.00	\$274.00	\$292.00	\$284.00	\$296.00	\$314.00
ALXV40		Vandlgard bath/bedroom privacy lock	\$262.00	\$274.00	\$292.00	\$284.00	\$296.00	\$314.00
ALX44		Hospital privacy lock	\$262.00	\$274.00	\$292.00	\$284.00	\$296.00	\$314.00
ALXV44		Vandlgard hospital privacy lock	\$262.00	\$274.00	\$292.00	\$284.00	\$296.00	\$314.00
ALX170		Single dummy trim	\$144.00	\$150.00	\$159.00	\$155.00	\$161.00	\$170.00
ALX172		Double dummy trim	\$216.00	\$228.00	\$246.00	\$238.00	\$250.00	\$268.00
KEYED FUNCTIONS								
ALX50	P6	Entrance/office lock	\$329.00	\$341.00	\$359.00	\$351.00	\$363.00	\$381.00
ALXV50	P6	Vandlgard entrance/office lock	\$329.00	\$341.00	\$359.00	\$351.00	\$363.00	\$381.00
ALX53	P6	Entrance lock	\$329.00	\$341.00	\$359.00	\$351.00	\$363.00	\$381.00
ALXV53	P6	Vandlgard entrance lock	\$329.00	\$341.00	\$359.00	\$351.00	\$363.00	\$381.00
ALX70	P6	Classroom lock	\$329.00	\$341.00	\$359.00	\$351.00	\$363.00	\$381.00
ALXV70	P6	Vandlgard classroom lock	\$329.00	\$341.00	\$359.00	\$351.00	\$363.00	\$381.00
ALX80	P6	Storeroom lock	\$329.00	\$341.00	\$359.00	\$351.00	\$363.00	\$381.00
ALXV80	P6	Vandlgard storeroom lock	\$329.00	\$341.00	\$359.00	\$351.00	\$363.00	\$381.00

Extended lead time

COMPLETE LOCKS

CYLINDER ADJUSTMENTS

Keyed locks on the previous pages are priced including the P6 cylinder with open keyway. Provided below are pricing adjustments based on other available cylinder types. For Primus and Primus XP cylinders, order lock less cylinder and order the Primus or Primus XP cylinder separately.

For complete details on cylinders, tailpieces, keying and keys, including cylinders sold separate, see the [Cylinders](#) and [Keys](#) sections at the back of this book.

CYLINDER ADJUSTMENTS			
Restricted keyways include: Everest 29 R and T keyways, Everest B and D keyways and Classic (Reverse/Quad/Numbered) keyways			
Description	Specify	Price adjustment	
		Open	Restricted
Conventional 6-pin cylinder	P6	\$0.00	\$24.00
Conventional 6-pin cylinder, keyed 5	P	\$0.00	\$24.00
Everest SL Conventional Cylinder, 7 pin	Z	N/A	\$24.00
Less conventional cylinder	L	-\$81.00	
Conventional Primus/Primus XP cylinder	Order separately (Restricted keyways only, see Cylinders section)		
FSIC (Full size interchangeable core)	R	\$43.00	\$67.00
FSIC – Construction Core	T	\$43.00	N/A
Everest SL - FSIC, 7-pin	M	N/A	\$67.00
Less FSIC	J	-\$49.00	
Full size interchangeable Primus/Primus XP core	Order separately (Restricted keyways only, see Cylinders section)		
SFIC (Small format interchangeable core) 7-pin	G	N/A	\$80.00
Refundable Construction SFIC	H	\$24.00	N/A
Disposable Construction SFIC	BDC	-\$41.00	N/A
Less SFIC	B	-\$49.00	
Less FSIC – Corbin Russwin (6 Pin) ¹	J-CO6	\$0.00	
Less FSIC – Corbin Russwin (7 Pin) ¹	J-CO7	\$0.00	
Less FSIC – Sargent ¹	J-SA	\$0.00	
Less Conventional, Corbin Russwin ¹	L-CO	\$0.00	
Less Conventional, Sargent ¹	L-SA	\$0.00	

Extended lead time

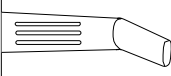
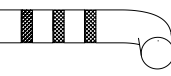
¹ Competitor cores not available on Classroom (70) functions

Construction cores (T and H) have an additional handling charge 50-231

COMPLETE LOCKS

STYLE OPTIONS

Specify on order only if requesting an option other than the default

MILLED PATTERN	KNURLED PATTERN	OPTIONAL	
		Specify	Price adjustment per lever

TACTILE WARNING				
Athens tactile lever	Milled	-	8AT	\$59.00
Boardwalk tactile lever	-	Knurled	8BK	\$59.00
Broadway tactile lever	-	Knurled	8BY	\$59.00
Latitude tactile lever	Milled	-	8LT	\$59.00
Longitude tactile lever	Milled	-	8LN	\$59.00
Rhodes tactile lever	Milled	-	8RO	\$59.00
Sparta tactile lever	Milled	-	8SP	\$59.00
Tubular tactile lever	-	Knurled	8TR	\$59.00

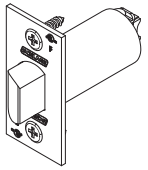
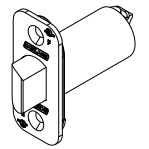
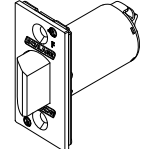
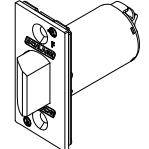
A SERIES

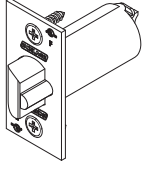
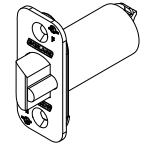
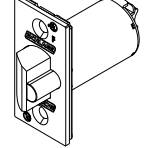
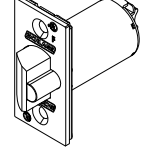
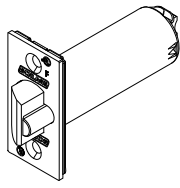
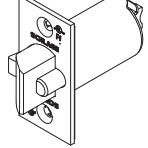
ALX SERIES

ND SERIES

COMPLETE LOCKS LATCHES

Specify on order only if requesting an option other than the default

SPRING LATCH				
47267038 47267046 	47267039 47267048 	47267041 47267050 	47272024 14-010 	

DEADLATCH				
47267042 47267043 	47267051 47267052 	47267045 47267054 	13-247 	14-028 
				14-042 

LATCHES
SPRING LATCH

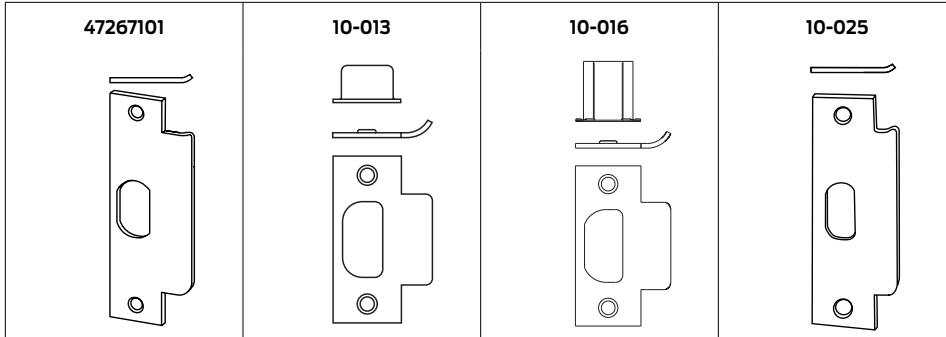
Default	Faceplate description	Backset	Function	Housing diameter	Specify	Price adjustment
▪	1-1/8" x 2-1/4" Square corner	2-3/4"	Restoring	7/8"	47267038	\$0.00
	1" x 2-1/4" Square corner	2-3/4"	Restoring	7/8"	47267039	\$0.00
	1" x 2-1/4" Round corner	2-3/4"	Restoring	7/8"	47267041	\$0.00
	1-1/8" x 2-1/4" Square corner	2-3/8"	Restoring	7/8"	47267046	\$0.00
	1" x 2-1/4" Square corner	2-3/8"	Restoring	7/8"	47267048	\$0.00
	1" x 2-1/4" Round corner	2-3/8"	Restoring	7/8"	47267050	\$0.00
	1-1/8" x 2-1/4" Square corner (based on 13-248); (1" housing diameter only)	2-3/4"	Restoring	1"	47272024	\$39.30
	1-1/8" x 2-1/4" Square corner; (1" housing diameter only)	3-3/4"	Non-Restoring	1"	14-010	\$64.30

DEADLATCH

Default	Faceplate description	Backset	Function	Housing diameter	Specify	Price adjustment
▪	1-1/8" x 2-1/4" Square corner	2-3/4"	Non-Restoring	7/8"	47267042	\$0.00
	1" x 2-1/4" Square corner	2-3/4"	Non-Restoring	7/8"	47267043	\$0.00
	1" x 2-1/4" Round corner	2-3/4"	Non-Restoring	7/8"	47267045	\$0.00
	1-1/8" x 2-1/4" Square corner	2-3/8"	Non-Restoring	7/8"	47267051	\$0.00
	1" x 2-1/4" Square corner	2-3/8"	Non-Restoring	7/8"	47267052	\$0.00
	1" x 2-1/4" Round corner	2-3/8"	Non-Restoring	7/8"	47267054	\$0.00
	1-1/8" x 2-1/4" Square corner (1" housing diameter only)	2-3/4"	Non-Restoring	1"	13-247	\$39.30
	1-1/8" x 2-1/4" Square corner (1" housing diameter only)	3-3/4"	Non-Restoring	1"	14-028	\$64.30
	1-1/8" x 2-1/4" Square corner anti-friction fire latch (1" housing diameter only and 3/4" bolt projection)	2-3/4"	Non-Restoring	1"	14-042	\$386.00

COMPLETE LOCKS STRIKES AND STRIKE LIP LENGTH

Specify on order only if requesting an option other than the default



STRIKES					
Default	Description	Default lip length	Specify		Price adjustment
			Part number	Lip length	
▪	ANSI, no box, 1-1/4" x 4-7/8"	1-3/16"	47267101	-	\$0.00
	ANSI, no box, 1-1/4" x 4-7/8"	1-3/8"	10-025	.LIP1-3/8	\$36.30
	ANSI, no box, 1-1/4" x 4-7/8"	1-1/2"	10-025	.LIP1-1/2	\$36.30
	Square corner T-strike, dust box, 1-1/8" x 2-3/4"	1-1/8"	10-013	-	\$0.00
	Square corner T-strike, dust box, 1-1/8" x 2-3/4"	1-1/2"	10-013	LIP1-1/2	\$0.00
	Square corner T-strike with deep dust box for 3/4" fire latch, 1-1/8" x 2-3/4"	1-1/8"	10-016	-	\$0.00
	Square corner, full lip, no box, 1-5/8" x 2-1/4"	1-1/8"	10-026	-	-\$10.00
	1/4" Radius round corner, full lip, no box, 1-5/8" x 2-1/4"	1-1/8"	10-027	-	-\$10.00

COMPLETE LOCKS

OPTIONS

LATCH EXTENSION		
Description	Specify	Price adjustment
5" - Backset extension link - requires reinforcement when used in hollow metal door applications; backset link must be used with 2-3/4" backset latches	43-005	\$42.30
BOX FOR ANSI STRIKE		
Description	Specify	Price adjustment
Plastic dust box for ANSI strike - finish not required	K510-066	\$0.00
PACK CYLINDERS LOOSE		
Description	Specify	Price adjustment
Pack cylinders loose in box	PCL	\$0.00
SCREW OPTIONS		
Description	Specify	Price adjustment
Standard screws	SCRSTD	\$0.00
Tamper resistant Torx® screws for latch and strike	TORX	\$27.40
BUY AMERICA ACT		
Description	Specify	Price adjustment
Buy America Act Compliant	BAA	\$25.00

COMPLETE LOCKS

LESS COMPONENTS

Deductions are applied to complete lock prices. When requesting a product "Less (LLL)" any attribute, the entire detailed ACN must be provided.

LOCKS LESS COMPONENTS		
Description	Specify	Price adjustment
Less each knob or lever	LLL	-\$16.00
Less each rose or turn	LLL	-\$11.90
Less spring latch	LLL	-\$71.70
Less deadlatch	LLL	-\$71.70
Less strike	LLL	-\$19.40

COMPLETE LOCKS KEYING

Specify on order only if requesting an option other than the default. Control keys are not furnished with locks and must be purchased separately. See [Keys section](#) at the back of this book.

For complete details on cylinders, tailpieces, keying and keys, see the [Cylinders](#) and [Keys](#) sections at the back of this book.

KEYING		Default	Optional	Default	Optional	Default	Optional	Default	Optional	Default	Optional	Default	Optional
Specify	Description	P6	P	Z	R	T	M	G	H				
KD	Keyed different	▪											
KA-OBIT	Keyed alike 0 bitted		▪		▪								
KA-IBIT	Keyed alike 1 bitted												
KAGRP	Keyed alike by group		▪		▪								
KAQTY	Keyed alike by qty		▪		▪								
KEYSPECIFIC	Keyed alike to specific combination		▪		▪								
MK	Master keyed		▪		▪		▪		▪		▪		
SPLIT	Split key construction keyed		▪										
RCK	Lost ball construction keyed				▪								
RMK	Residential master keyed				▪								
RCK/RMK	Lost ball construction keyed and res. master keyed				▪								
ICC	FSIC construction keyed, (default)												
ICA	FSIC construction keyed, (if specified)												
ICB	FSIC construction keyed, (if specified)												
BRN	SFIC construction keyed, Brown (default)												
GRN	SFIC construction keyed, Green (if specified)												

KEYWAY											
Specify keyway	Keyway family	Default keyway		P6	P	Z	R	T	M	G	H
		Non-masterkeyed	Masterkeyed								
[]	Everest 29 S (Open) Default if not specified	S123	S145	▪			▪				
[]	Obverse (Open)	C	E	▪	▪		▪	▪			
[]	Everest C (Open)	C123	C145	▪			▪				
[]	Everest D (Restricted)	D123	D145	▪			▪				
[]	Everest 29 T (Restricted)	T123	T145	▪			▪				
[]	Quad (Restricted)	Customer directed		▪			▪				
[]	Numbered (Restricted)	Customer directed		▪			▪				
[]	Reverse (Restricted)	Customer directed		▪			▪				
[]	Everest B (Restricted)	N/A	B125				▪		▪	▪	
[]	Everest 29 R (Restricted)	N/A	R125				▪		▪	▪	
[]	Best	A	N/A								▪

For a complete list of keying related charges, see the [Cylinders](#) and [Keys](#) sections at the back of this book.
Keys must be ordered separately for all construction keyed options.

KIT SYSTEM

CYLINDRICAL KIT ORDERING DETAILS

Chassis kits

Order elements		Specifiable elements			Support components	
Line item	Qty (1/item)	Series	Kit code	Finish	Rose	Strike
1	#	ALX	CK	[]	Rhodes (03-042)	ANSI (47267038)

Examples

Order elements		Specifiable elements		
Line item	Qty	Series	Kit code	Finish
1	10	ALX	CK	626
2	25	ALX	CK	622

Finish options:

605 622
606 625
612 626
613 643e
619

Function kit packs

Order elements		Specifiable elements				
Line item	Qty (5/item)	Series	Kit code	Function	Finish	Backset
1	#	ALX	FK	[]	[]	[]

Function options:

10 44 53 80
40 50 70 LS

Finish options:

605 612 619 625 643e
606 613 622 626

Backset options:

234
(47267038 or 47267042)
238
(47267048 or 47267052)

Examples

Order elements		Specifiable elements				
Line item	Qty	Series	Kit code	Function	Finish	Backset
1	10	ALX	FK	40	622	238
2	25	ALX	FK	53	626	234

Lever packs

Order elements		Specifiable elements				
Line item	Qty (5/item)	Series	Kit code	Core	Finish	Lever style
1	#	SCH	LP	[]	[]	[]

Core options:

CL (closed) FSIC J-SA J-CO7
BT (button) SFIC L-CO
KIL (open/KIL) L-SA J-CO6

Lever style options:

ATH RHO
BRK SAT
BRW SPA
LAT TLR
LON

Finish options:

605 612 619 625 643e
606 613 622 626

Examples

Order elements		Specifiable elements				
Line item	Qty	Series	Kit code	Function	Finish	Lever style
1	10	ALX	LP	KIL	626	SAT
2	25	ALX	LP	BT	626	SAT

1) If desired feature isn't shown in the available options, it needs to be ordered via a fully configured lock or as a part

2) Confirm available lever core/style options on the trim page

BUILDING LOCKS WITH KITS

Desired lock: ALX40 with Saturn levers, 622 finish, and a 2-3/8" backset

Step	Kit description	Series /Part	Kit	Function /core	Finish	Backset/ lever style
1	Chassis kit	ALX	CK		622	
2	Function kit	ALX	FK	40	622	238
3	Lever pack - outside Lever pack - inside	SCH	LP	KIL BT	622	SAT

Desired lock: ALX80 with FSIC core, Athens levers, 626 finish, and a 2-3/4" backset

Step	Kit description	Series /Part	Kit	Function /core	Finish	Backset/ lever style
1	Chassis kit	ALX	CK		626	
2	Function kit	ALX	FK	80	626	234
3	Lever pack - outside Lever pack - inside	SCH	LP	BT FSIC	626	ATH
4	Cylinder + tailpiece	23-030+ N523-127			626	

Desired lock: ALXV50 with KIL core, Latitude levers, 613 finish, and a 2-3/4" backset

Step	Kit description	Series /Part	Kit	Function /core	Finish	Backset/ lever style
1	Chassis kit	ALX	CK		613	
2	Chassis modification - Vandgard	ALX	FK	80	626	234
3	Function kit	ALX	FK	50	613	234
4	Lever pack - outside Lever pack - inside	SCH	LP	BT KIL	613	LAT
5	Cylinder + tailpiece	21-020			613	

KIT PRICING ANALYSIS

Lock description	Locks =	Chassis kit	Function kit	Core+ tailpiece	Lever (Qty 1 of 5)	
					Outside	Inside
ALX40 SAT 622	\$274.00 =	\$166.00	\$76.00	N/A	\$16.00	\$16.00
ALX80 R ATH 626	\$391.00 =	\$154.00	\$62.00	\$95.00	\$53.00	\$27.00
ALXV50 P LAT 613	\$381.00 =	\$184.00	\$62.00	\$81.00	\$27.00	\$27.00

KIT DETAILS


Chassis kit

- Specifying finish for (2) Rhodes roses and ANSI strike
- ANSI strike comes with pre-installed screws


Function kit

- Function kits include latches
 - 2-3/4" backset latches use 1-1/8" x 2-1/4" faceplate
 - 2-3/8" backset latches use 1" x 2-1/4" faceplate
- All latches have sleeves to support 1" latch bore and pre-installed screws
- Locksmith (LS) 5 functions mix pack available


Lever packs

- Needs function and cylinder format to understand outside and inside lever combinations

KIT SYSTEM

STEP 1: SPECIFY CHASSIS KIT FINISH		FINISHES		
		626	605 606 612 619 622 625 643e	613
Description	Specify	Price		
Grade 2 capable chassis kit with Rhodes roses and ANSI strike; specify finish	ALX.CK.[Finish]	\$154.00	\$166.00	\$184.00

STEP 2: SPECIFY FUNCTION, FINISH, AND BACKSET				
NON-KEYED FUNCTIONS - A SINGLE FUNCTION IN PACKS OF 5				
Description	Specify			Price
	Function	Finish	Backset	
ALX10 passage function kits with 2-3/4" backset latch	ALX.FK10	.[Finish]	.234	\$225.00
ALX10 passage function kits with 2-3/8" backset latch	ALX.FK10	.[Finish]	.238	\$225.00
ALX40 privacy function kits with 2-3/4" backset latch	ALX.FK40	.[Finish]	.234	\$380.00
ALX40 privacy function kits with 2-3/8" backset latch;	ALX.FK40	.[Finish]	.238	\$380.00
ALX44 hospital privacy function kits with 2-3/4" backset latch	ALX.FK44	.[Finish]	.234	\$380.00
ALX44 hospital privacy function kits with 2-3/8" backset latch	ALX.FK44	.[Finish]	.238	\$380.00
KEYED FUNCTIONS - A SINGLE FUNCTION IN PACKS OF 5				
Description	Specify			Price
	Function	Finish	Backset	
ALX50 entrance/office function kits with 2-3/4" backset latch	ALX.FK50	.[Finish]	.234	\$310.00
ALX50 entrance/office function kits with 2-3/8" backset latch	ALX.FK50	.[Finish]	.238	\$310.00
ALX53 entrance function kits with 2-3/4" backset latch	ALX.FK53	.[Finish]	.234	\$310.00
ALX53 entrance function kits with 2-3/8" backset latch	ALX.FK53	.[Finish]	.238	\$310.00
ALX70 classroom function kits with 2-3/4" backset latch	ALX.FK70	.[Finish]	.234	\$310.00
ALX70 classroom function kits with 2-3/8" backset latch	ALX.FK70	.[Finish]	.238	\$310.00
ALX80 storeroom function kits with 2-3/4" backset latch	ALX.FK80	.[Finish]	.234	\$310.00
ALX80 storeroom function kits with 2-3/8" backset latch	ALX.FK80	.[Finish]	.238	\$310.00
LOCKSMITH MIX PACK - 1 EACH OF 5 FUNCTIONS				
Description	Specify			Price
	Function	Finish	Backset	
One each of a ALX10/40/50/53/80 function kits with 2-3/4" backset latch	ALX.FK.LS	.[Finish]	.234	\$330.00
One each of a ALX10/40/50/53/80 function kits with 2-3/8" backset latch	ALX.FK.LS	.[Finish]	.238	\$330.00

STEP 3 - SPECIFY LEVER PACK CORE, FINISH, AND STYLE (CORE TYPES DEFINED BY FUNCTION AND CYLINDER NEEDS)		Available finishes													
		605	606	609	612	613	619	622	625	626	629	630	643e	626AM	630AM
		▪	▪	N/A	▪	▪	N/A	▪	▪	▪	N/A	N/A	▪	N/A	N/A
Description	Style options	Specify				Price									
		Lever pack	Core	Finish	Lever design										
CL (Closed) BT (Button) KIL (Key-in-lever)	SAT (Saturn)	SCH.LP	.[Core]	.[Finish]	.SAT	\$80.00									
CL (Closed) BT (Button) KIL (Key-in-lever)	ATH (Athens) LON (Longitude) BRW (Broadway) RHO (Rhodes) BRK (Boardwalk) SPA (Sparta) LAT (Latitude) TLR (Tubular)	SCH.LP	.[Core]	.[Finish]	.[Style]	\$135.00									



KIT SYSTEM

STEP 3 - SPECIFY LEVER PACK CORE, FINISH, AND STYLE (CORE TYPES DEFINED BY FUNCTION AND CYLINDER NEEDS)			Available finishes													
			605	606	609	612	613	619	622	625	626	629	630	643e	626AM	630AM
			▪	▪	N/A	▪	▪	N/A	▪	▪	▪	N/A	N/A	▪	N/A	N/A
Description	Style options		Specify				Price									
			Lever pack	Core	Finish	Lever design										
FSIC	ATH (Athens) BRW (Broadway) BRK (Boardwalk) LAT (Latitude)	LON (Longitude) RHO (Rhodes) SPA (Sparta) TLR (Tubular)	SCH.LP	.FSIC	.[Finish]	.[Style]	\$265.00									
SFIC	ATH (Athens) BRW (Broadway) BRK (Boardwalk) LAT (Latitude)	LON (Longitude) RHO (Rhodes) SPA (Sparta) TLR (Tubular)	SCH.LP	.SFIC	.[Finish]	.[Style]	\$205.00									
L-SAR L-CO6 J-SAR J-CO6	ATH (Athens) RHO (Rhodes) SPA (Sparta) TLR (Tubular)		SCH.LP	.[Core]	.[Finish]	.[Style]	\$460.00									
J-CO7	RHO (Rhodes)		SCH.LP	.J-CO7	.[Finish]	.RHO	\$460.00									

STEP 4 - SELECT CYLINDER KIT OR BULK PACK OPTION (IF NECESSARY). INDIVIDUAL CYLINDERS ARE LISTED IN THE CYLINDERS TABLE.			Available finishes													
			605	606	609	612	613	619	622	625	626	629	630	643e	626AM	630AM
			▪	▪	N/A	▪	▪	N/A	▪	▪	▪	N/A	N/A	▪	N/A	N/A
CYLINDER KIT																
Description	Specify			Price												
	Part number	Finish	Keyway	Open	Restricted											
Everest, Everest 29 or Classic - 1 preassembled 0-bitted KIL cylinder, 4 tailpieces, 2 keyblanks (order ALX70 tailpiece separately)	40-100	.[Finish]	.[Keyway]	\$81.00	\$105.00											
Primus - 1 preassembled 0-bitted KIL cylinder, 4 tailpieces	40-700	.[Finish]	.[Keyway]	-	\$176.00											
Primus XP - 1 preassembled 0-bitted KIL cylinder, 4 tailpieces	40-700-XP	.[Finish]	.[Keyway]	-	\$176.00											
Primus UL437 - 1 preassembled 0-bitted KIL cylinder, 4 tailpieces	40-500	.[Finish]	.[Keyway]	-	\$230.00											
Primus XP UL437 - 1 preassembled 0-bitted KIL cylinder, 4 tailpieces	40-500-XP	.[Finish]	.[Keyway]	-	\$230.00											
BULK PACK																
Description	Specify			Price												
	Part number	Finish	Keyway	Open	Restricted											
KIL - Classic keyway - Bulk pack, components needed for 10 KIL cylinders	09-409	.[Finish]	.[Keyway]	\$583.00	\$756.00											
KIL - Everest or Everest 29 keyway - Bulk pack, components needed for 10 KIL cylinders	09-751	.[Finish]	.[Keyway]	\$583.00	\$756.00											
KIL - Primus or Primus XP bulk pack for the Everest or Everest 29 keyway	09-764	.[Finish]	.[Keyway]	-	\$1,267.00											
KIL - Primus or Primus XP bulk pack for the Classic keyway	09-833	.[Finish]	.[Keyway]	-	\$1,267.00											
FSIC - Classic keyway - Bulk pack, components needed for 10 FSIC cylinders	09-411	.[Finish]	.[Keyway]	\$662.00	\$835.00											
FSIC - Everest or Everest 29 keyway - Bulk pack, components needed for 10 KIL cylinders	09-753	.[Finish]	.[Keyway]	\$662.00	\$835.00											
FSIC - Primus or Primus XP bulk pack for the Everest or Everest 29 keyway	09-766	.[Finish]	.[Keyway]	-	\$1,346.00											
FSIC - Primus or Primus XP bulk pack for the Classic keyway	09-836	.[Finish]	.[Keyway]	-	\$1,346.00											
Tailpieces - Bulk pack of 10 ND/ALX A700-031 tailpieces	09-416	-	-	\$17.10												



CYLINDRICAL

DEADBOLTS

MORTISE

MULTIPOINT

INTERCONNECT

TUBULAR

SPECIALTY

PORTABLE

CYLINDERS/KEYS

TOOLS/KITS

MERCHANDISING

FORMS

PARTS

CHASSIS COMPONENTS	Available finishes													
	605	606	609	612	613	619	622	625	626	629	630	643e	626AM	630AM
	▪	▪	N/A	▪	▪	N/A	▪	▪	▪	N/A	N/A	▪	▪	N/A
Assembly	Related functions		Specify for sold separate		Price									
		Part number	Finish											
Chassis assembly - universal (not compatible with AL latches)	10, 40, 44, 50, 53, 70, 80		47267022	-	\$204.00									
Chassis assembly - exterior 170	170		47268754	-	\$62.00									
Chassis assembly - exterior 172	172		47268755	-	\$62.00									
Chassis assembly - interior 172	172		47268756	-	\$62.00									
Inside spring cage assembly	10, 40, 44, 50, 53, 70, 80		47267025	-	\$130.00									
Exterior coin turn	40		47267029	-	\$80.50									
Exterior emergency turn	44		47267028	.[Finish]	\$149.00									
Interior push button	40, 44, 50		47267030	.[Finish]	\$22.40									
Interior push/turn button	53		47267031	.[Finish]	\$24.70									
Keycam timing tool	70		47272158	-	\$6.30									
Plunger - storeroom	80		47266454	-	\$18.60									

TAILPIECES				
Cylinder format	Related functions	Configured lock specification	Specify for sold separate	Price
Schlage KIL	50, 53, 80	P, P6	A700-031	\$2.60
Schlage KIL	70	P, P6	47270197	\$2.60
Schlage KIL High Security	50, 53, 80	L, Z	N523-022	\$2.60
Schlage KIL High Security	70	L, Z	47270197	\$2.60
Schlage FSIC	50, 53, 80	R, M, T	N523-127	\$3.80
Schlage FSIC	70	R, M, T	47269168	\$3.80
Schlage SFIC	50, 53, 80	G, H	N523-091	\$15.30
Schlage SFIC	70	G, H	47269620	\$15.30
Sargent KIL	50, 53, 80	L-SA	09-060	\$15.30
Sargent FSIC	50, 53, 80	J-SA	09-063	\$15.30
Corbin Russwin KIL	50, 53, 80	L-CO	10-140	\$15.30
Corbin Russwin FSIC 6 PIN	50, 53, 80	J-CO6	09-062	\$15.30
Corbin Russwin FSIC 7 PIN	50, 53, 80	J-CO7	10-141	\$29.30
SFIC driver and spacer	50, 53, 80	N/A	09-774	\$19.20
SFIC 6 pin body spacer	50, 53, 80	N/A	D500-000	\$2.20
Sargent XC SFIC	50, 53, 80	N/A	XN12-292	\$16.50

Shaded items are standard components and are furnished with locks unless otherwise specified.

PARTS

LATCHES Latches will accommodate 1" or 7/8" door prep diameters unless otherwise stated)				Available finishes													
				605	606	609	612	613	619	622	625	626	629	630	643e	626AM	630AM
				▪	▪	N/A	▪	▪	N/A	▪	▪	▪	N/A	N/A	▪	N/A	N/A
SPRING LATCH																	
Faceplate description	Backset	Lock function	Configured lock specification	Specify for sold separate		Price											
				Part number	Finish												
1-1/8" x 2-1/4" Square corner	2-3/4"	Restoring	47267038	47273614	.[Finish]	\$71.70											
1" x 2-1/4" Square corner	2-3/4"	Restoring	47267039	47273615	.[Finish]	\$71.70											
1" x 2-1/4" Round corner	2-3/4"	Restoring	47267041	47273616	.[Finish]	\$71.70											
1-1/8" x 2-1/4" Square corner	2-3/8"	Restoring	47267046	47273620	.[Finish]	\$71.70											
1" x 2-1/4" Square corner	2-3/8"	Restoring	47267048	47273621	.[Finish]	\$71.70											
1" x 2-1/4" Round corner	2-3/8"	Restoring	47267050	47273622	.[Finish]	\$71.70											
1-1/8" x 2-1/4" Square corner (based on 13-248) (1" housing diameter only)	2-3/4"	Restoring	47272024	47272024	.[Finish]	\$111.00											
1-1/8" x 2-1/4" Square corner (1" housing diameter only)	3-3/4"	Non-Restoring	14-010	14-010	.[Finish]	\$136.00											
DEADLATCH																	
Faceplate description	Backset	Lock function	Configured lock specification	Specify for sold separate		Price											
				Part number	Finish												
1-1/8" x 2-1/4" Square corner	2-3/4"	Non-restoring	47267042	47273617	.[Finish]	\$71.70											
1" x 2-1/4" Square corner	2-3/4"	Non-restoring	47267043	47273618	.[Finish]	\$71.70											
1" x 2-1/4" Round corner	2-3/4"	Non-restoring	47267045	47273619	.[Finish]	\$71.70											
1-1/8" x 2-1/4" Square corner	2-3/8"	Non-restoring	47267051	47273623	.[Finish]	\$71.70											
1" x 2-1/4" Square corner	2-3/8"	Non-restoring	47267052	47273624	.[Finish]	\$71.70											
1" x 2-1/4" Round corner	2-3/8"	Non-restoring	47267054	47273625	.[Finish]	\$71.70											
1-1/8" x 2-1/4" Square corner (1" housing diameter only)	2-3/4"	Non-restoring	13-247	13-247	.[Finish]	\$111.00											
1-1/8" x 2-1/4" Square corner (1" housing diameter only)	3-3/4"	Non-restoring	14-028	14-028	.[Finish]	\$136.00											
1-1/8" x 2-1/4" Square corner anti-friction fire latch (1" housing diameter only and 3/4" bolt projection)	2-3/4"	Non-restoring	14-042	14-042	.[Finish]	\$458.00											
MISCELLANEOUS OPTIONS																	
Description	Configured lock specification	Specify for sold separate	Price														
5" - Backset extension link - requires reinforcement when used in hollow metal door applications; backset link must be used with 2-3/4" backset latches	43-005	43-005	\$42.30														
Steel door reinforcer kit - after specifying door thickness, kit will include A501-567 and A501-565 or A501-566	N/A	37-001	\$50.10														
1-3/8" thick hollow steel door reinforcer. Fits both 7/8" and 1" diameter housings.	N/A	A501-565	\$25.20														
1-3/4" thick hollow steel door reinforcer. Fits both 7/8" and 1" diameter housings.	N/A	A501-566	\$25.20														
3-1/2" hollow steel door latch reinforcement sleeve for use with 41-005.	N/A	A501-567	\$15.80														
1-3/4" thick hollow steel/aluminum door reinforcer. Fits 1" diameter housings.	N/A	24483760	\$6.90														
Rabbeted latch and strike kit	N/A	39-030	\$74.10														
Blank latch plate kit	N/A	47269199	\$40.80														

Shaded items are standard components and are furnished with locks unless otherwise specified.

PARTS

A SERIES

ALX SERIES

ND SERIES

STRIKES	Available finishes													
	605	606	609	612	613	619	622	625	626	629	630	643e	626AM	630AM
	▪	▪	N/A	▪	▪	N/A	▪	▪	▪	N/A	N/A	▪	▪	N/A
Description	Lip length	Configured lock specification	Specify for sold separate		Price									
			Part number	Finish										
Square corner T-strike, dust box, 1-1/8" x 2-3/4"	1-1/8"	10-013	10-013-118	.[Finish]	\$19.40									
Square corner T-strike, dust box, 1-1/8" x 2-3/4"	1-1/2"	10-013 112	10-013-112	.[Finish]	\$19.40									
Square corner T-strike with deep dust box for 3/4" fire latch, 1-1/8" x 2-3/4"	1-1/8"	10-016	10-016	.[Finish]	\$19.40									
ANSI, no box, 1-1/4" x 4-7/8"	1-3/16"	47267101	10-025-1316	.[Finish]	\$19.40									
ANSI, no box, 1-1/4" x 4-7/8"	1-3/8"	10-025 138	10-025-138	.[Finish]	\$55.70									
ANSI, no box, 1-1/4" x 4-7/8"	1-1/2"	10-025 112	10-025-112	.[Finish]	\$55.70									
Square corner, full lip, no box, 1-5/8" x 2-1/4"	1-1/8"	10-026	10-026	.[Finish]	\$9.40									
1/4" Radius round corner, full lip, no box, 1-5/8" x 2-1/4"	1-1/8"	10-027	10-027	.[Finish]	\$9.40									
Box for ANSI strike		K510-066	K510-066	-	\$8.60									

LEVERS - SCHLAGE OPTIONS		Available finishes													
		605	606	609	612	613	619	622	625	626	629	630	643e	626AM	630AM
		▪	▪	N/A	▪	▪	N/A	▪	▪	▪	N/A	N/A	▪	▪	N/A
Lever type	Lever style	Configured lock specification	Specify for sold separate		Price										
			Part number	Finish											
Closed - CL	Athens	ATH	03-230-ATH	.[Finish]	\$174.00										
Closed - CL	Boardwalk	BRK	47258044	.[Finish]	\$174.00										
Closed - CL	Broadway	BRW	47258043	.[Finish]	\$174.00										
Closed - CL	Latitude	LAT	47258045	.[Finish]	\$174.00										
Closed - CL	Longitude	LON	47258046	.[Finish]	\$174.00										
Closed - CL	Omega	OME	03-230-OME	.[Finish]	\$174.00										
Closed - CL	Rhodes	RHO	03-230-RHO	.[Finish]	\$174.00										
Closed - CL	Saturn	SAT	47260493	.[Finish]	\$161.00										
Closed - CL	Sparta	SPA	03-230-SPA	.[Finish]	\$174.00										
Closed - CL	Tubular	TLR	03-230-TLR	.[Finish]	\$174.00										
Closed - CL	Athens - Tactile	8AT	03-230-8AT	.[Finish]	\$233.00										
Closed - CL	Boardwalk - Tactile	8BK	47260542	.[Finish]	\$233.00										
Closed - CL	Broadway - Tactile	8BY	47260541	.[Finish]	\$233.00										
Closed - CL	Latitude - Tactile	8LT	47260543	.[Finish]	\$233.00										
Closed - CL	Longitude - Tactile	8LN	47260544	.[Finish]	\$233.00										
Closed - CL	Rhodes - Tactile	8RO	03-230-8RO	.[Finish]	\$233.00										
Closed - CL	Sparta - Tactile	8SP	03-230-8SP	.[Finish]	\$233.00										
Closed - CL	Tubular - Tactile	8TR	03-230-8TR	.[Finish]	\$233.00										
Button - BT	Athens	ATH	03-233-ATH	.[Finish]	\$174.00										
Button - BT	Boardwalk	BRK	47258056	.[Finish]	\$174.00										
Button - BT	Broadway	BRW	47258055	.[Finish]	\$174.00										
Button - BT	Latitude	LAT	47258057	.[Finish]	\$174.00										

Shaded items are standard components and are furnished with locks unless otherwise specified.

PARTS

LEVERS - SCHLAGE OPTIONS		Available finishes													
		605	606	609	612	613	619	622	625	626	629	630	643e	626AM	630AM
		▪	▪	N/A	▪	▪	N/A	▪	▪	▪	N/A	N/A	▪	▪	N/A
Lever type	Lever style	Configured lock specification	Specify for sold separate		Price										
			Part number	Finish											
Button - BT	Longitude	LON	47258058	.[Finish]	\$174.00										
Button - BT	Omega	OME	03-233-OME	.[Finish]	\$174.00										
Button - BT	Rhodes	RHO	03-233-RHO	.[Finish]	\$174.00										
Button - BT	Saturn	SAT	47260501	.[Finish]	\$161.00										
Button - BT	Sparta	SPA	03-233-SPA	.[Finish]	\$174.00										
Button - BT	Tubular	TLR	03-233-TLR	.[Finish]	\$174.00										
Button - BT	Athens - Tactile	8AT	03-233-8AT	.[Finish]	\$233.00										
Button - BT	Boardwalk - Tactile	8BK	47260554	.[Finish]	\$233.00										
Button - BT	Broadway - Tactile	8BY	47260553	.[Finish]	\$233.00										
Button - BT	Latitude - Tactile	8LT	47260555	.[Finish]	\$233.00										
Button - BT	Longitude - Tactile	8LN	47260556	.[Finish]	\$233.00										
Button - BT	Rhodes - Tactile	8RO	03-233-8RO	.[Finish]	\$233.00										
Button - BT	Sparta - Tactile	8SP	03-233-8SP	.[Finish]	\$233.00										
Button - BT	Tubular - Tactile	8TR	03-233-8TR	.[Finish]	\$233.00										
KIL/Open - P, Z, L	Athens	ATH	03-231-ATH	.[Finish]	\$174.00										
KIL/Open - P, Z, L	Boardwalk	BRK	47258048	.[Finish]	\$174.00										
KIL/Open - P, Z, L	Broadway	BRW	47258047	.[Finish]	\$174.00										
KIL/Open - P, Z, L	Latitude	LAT	47258049	.[Finish]	\$174.00										
KIL/Open - P, Z, L	Longitude	LON	47258050	.[Finish]	\$174.00										
KIL/Open - P, Z, L	Omega	OME	03-231-OME	.[Finish]	\$174.00										
KIL/Open - P, Z, L	Rhodes	RHO	03-231-RHO	.[Finish]	\$174.00										
KIL/Open - P, Z, L	Saturn	SAT	47262743	.[Finish]	\$161.00										
KIL/Open - P, Z, L	Sparta	SPA	03-231-SPA	.[Finish]	\$174.00										
KIL/Open - P, Z, L	Tubular	TLR	03-231-TLR	.[Finish]	\$174.00										
KIL/Open - P, Z, L	Athens - Tactile	8AT	03-231-8AT	.[Finish]	\$233.00										
KIL/Open - P, Z, L	Boardwalk - Tactile	8BK	47260546	.[Finish]	\$233.00										
KIL/Open - P, Z, L	Broadway - Tactile	8BY	47260545	.[Finish]	\$233.00										
KIL/Open - P, Z, L	Latitude - Tactile	8LT	47260547	.[Finish]	\$233.00										
KIL/Open - P, Z, L	Longitude - Tactile	8LN	47260548	.[Finish]	\$233.00										
KIL/Open - P, Z, L	Rhodes - Tactile	8RO	03-231-8RO	.[Finish]	\$233.00										
KIL/Open - P, Z, L	Sparta - Tactile	8SP	03-231-8SP	.[Finish]	\$233.00										
KIL/Open - P, Z, L	Tubular - Tactile	8TR	03-231-8TR	.[Finish]	\$233.00										
FSIC - R, J, T, M	Athens	ATH	03-232-ATH	.[Finish]	\$174.00										
FSIC - R, J, T, M	Boardwalk	BRK	47258052	.[Finish]	\$174.00										
FSIC - R, J, T, M	Broadway	BRW	47258051	.[Finish]	\$174.00										
FSIC - R, J, T, M	Latitude	LAT	47258053	.[Finish]	\$174.00										
FSIC - R, J, T, M	Longitude	LON	47258054	.[Finish]	\$174.00										
FSIC - R, J, T, M	Omega	OME	03-232-OME	.[Finish]	\$174.00										
FSIC - R, J, T, M	Rhodes	RHO	03-232-RHO	.[Finish]	\$174.00										
FSIC - R, J, T, M	Sparta	SPA	03-232-SPA	.[Finish]	\$174.00										

 CYLINDRICAL
 DEADBOLTS
 MORTISE
 MULTIPOINT
 INTERCONNECT
 TUBULAR
 SPECIALTY
 PORTABLE
 CYLINDERS/KEYS
 TOOLS/KITS
 MERCHANDISING
 FORMS

PARTS

A SERIES

ALX SERIES

ND SERIES

LEVERS - SCHLAGE OPTIONS		Available finishes													
		605	606	609	612	613	619	622	625	626	629	630	643e	626AM	630AM
		▪	▪	N/A	▪	▪	N/A	▪	▪	▪	N/A	N/A	▪	▪	N/A
Lever type	Lever style	Configured lock specification	Specify for sold separate		Price										
			Part number	Finish											
FSIC - R, J, T, M	Tubular	TLR	03-232-TLR	.[Finish]	\$174.00										
FSIC - R, J, T, M	Athens - Tactile	8AT	03-232-8AT	.[Finish]	\$233.00										
FSIC - R, J, T, M	Boardwalk - Tactile	8BK	47260550	.[Finish]	\$233.00										
FSIC - R, J, T, M	Broadway - Tactile	8BY	47260549	.[Finish]	\$233.00										
FSIC - R, J, T, M	Latitude - Tactile	8LT	47260551	.[Finish]	\$233.00										
FSIC - R, J, T, M	Longitude - Tactile	8LN	47260552	.[Finish]	\$233.00										
FSIC - R, J, T, M	Rhodes - Tactile	8RO	03-232-8RO	.[Finish]	\$233.00										
FSIC - R, J, T, M	Sparta - Tactile	8SP	03-232-8SP	.[Finish]	\$233.00										
FSIC - R, J, T, M	Tubular - Tactile	8TR	03-232-8TR	.[Finish]	\$233.00										
SFIC - BDC, B, G, H	Athens	ATH	03-200-ATH	.[Finish]	\$174.00										
SFIC - BDC, B, G, H	Boardwalk	BRK	47258040	.[Finish]	\$174.00										
SFIC - BDC, B, G, H	Broadway	BRW	47258039	.[Finish]	\$174.00										
SFIC - BDC, B, G, H	Latitude	LAT	47258041	.[Finish]	\$174.00										
SFIC - BDC, B, G, H	Longitude	LON	47258042	.[Finish]	\$174.00										
SFIC - BDC, B, G, H	Omega	OME	03-200-OME	.[Finish]	\$174.00										
SFIC - BDC, B, G, H	Rhodes	RHO	03-200-RHO	.[Finish]	\$174.00										
SFIC - BDC, B, G, H	Sparta	SPA	03-200-SPA	.[Finish]	\$174.00										
SFIC - BDC, B, G, H	Tubular	TLR	03-200-TLR	.[Finish]	\$174.00										
SFIC - BDC, B, G, H	Athens - Tactile	8AT	03-200-8AT	.[Finish]	\$233.00										
SFIC - BDC, B, G, H	Broadway - Tactile	8BY	47260537	.[Finish]	\$233.00										
SFIC - BDC, B, G, H	Boardwalk - Tactile	8BK	47260538	.[Finish]	\$233.00										
SFIC - BDC, B, G, H	Latitude - Tactile	8LT	47260539	.[Finish]	\$233.00										
SFIC - BDC, B, G, H	Longitude - Tactile	8LN	47260540	.[Finish]	\$233.00										
SFIC - BDC, B, G, H	Rhodes - Tactile	8RO	03-200-8RO	.[Finish]	\$233.00										
SFIC - BDC, B, G, H	Sparta - Tactile	8SP	03-200-8SP	.[Finish]	\$233.00										
SFIC - BDC, B, G, H	Tubular - Tactile	8TR	03-200-8TR	.[Finish]	\$233.00										

ROSES		Available finishes													
		605	606	609	612	613	619	622	625	626	629	630	643e	626AM	630AM
		▪	▪	N/A	▪	▪	N/A	▪	▪	▪	N/A	N/A	▪	▪	N/A
Rose	Lever compatibility	Specify for sold separate		Price											
		Part number	Finish												
Rhodes (RHO)	Athens, Boardwalk, Broadway, Latitude, Longitude, Rhodes, Saturn, Sparta, Tubular	03-042 RHO	.[Finish]	\$132.00											
Omega (OME)	Omega	03-042 OME	.[Finish]	\$132.00											

PARTS

LEVERS - COMPETITOR OPTIONS		Available finishes													
		605	606	609	612	613	619	622	625	626	629	630	643e	626AM	630AM
		▪	▪	N/A	▪	▪	N/A	▪	▪	▪	N/A	N/A	▪	▪	N/A
Lever type	Lever style	Configured lock specification	Specify for sold separate		Price										
			Part number	Finish											
Sargent KIL - L-SA	Athens	ATH	03-244-ATH	.[Finish]	\$321.00										
Sargent KIL - L-SA	Rhodes	RHO	03-244-RHO	.[Finish]	\$321.00										
Sargent KIL - L-SA	Sparta	SPA	03-244-SPA	.[Finish]	\$321.00										
Sargent KIL - L-SA	Tubular	TLR	03-244-TLR	.[Finish]	\$321.00										
Sargent KIL - L-SA	Athens - Tactile	8AT	03-244-8AT	.[Finish]	\$380.00										
Sargent KIL - L-SA	Rhodes - Tactile	8RO	03-244-8RO	.[Finish]	\$380.00										
Sargent KIL - L-SA	Sparta - Tactile	8SP	03-244-8SP	.[Finish]	\$380.00										
Sargent KIL - L-SA	Tubular - Tactile	8TR	03-244-8TR	.[Finish]	\$380.00										
Sargent FSIC 6-pin - J-SA	Athens	ATH	03-277-ATH	.[Finish]	\$321.00										
Sargent FSIC 6-pin - J-SA	Rhodes	RHO	03-277-RHO	.[Finish]	\$321.00										
Sargent FSIC 6-pin - J-SA	Sparta	SPA	03-277-SPA	.[Finish]	\$321.00										
Sargent FSIC 6-pin - J-SA	Tubular	TLR	03-277-TLR	.[Finish]	\$321.00										
Sargent FSIC 6-pin - J-SA	Athens - Tactile	8AT	03-277-8AT	.[Finish]	\$380.00										
Sargent FSIC 6-pin - J-SA	Rhodes - Tactile	8RO	03-277-8RO	.[Finish]	\$380.00										
Sargent FSIC 6-pin - J-SA	Sparta - Tactile	8SP	03-277-8SP	.[Finish]	\$380.00										
Sargent FSIC 6-pin - J-SA	Tubular - Tactile	8TR	03-277-8TR	.[Finish]	\$380.00										
C-R KIL - L-CO	Athens	ATH	03-234-ATH	.[Finish]	\$321.00										
C-R KIL - L-CO	Rhodes	RHO	03-234-RHO	.[Finish]	\$321.00										
C-R KIL - L-CO	Sparta	SPA	03-234-SPA	.[Finish]	\$321.00										
C-R KIL - L-CO	Tubular	TLR	03-234-TLR	.[Finish]	\$321.00										
C-R KIL - L-CO	Athens - Tactile	8AT	03-234-8AT	.[Finish]	\$380.00										
C-R KIL - L-CO	Rhodes - Tactile	8RO	03-234-8RO	.[Finish]	\$380.00										
C-R KIL - L-CO	Sparta - Tactile	8SP	03-234-8SP	.[Finish]	\$380.00										
C-R KIL - L-CO	Tubular - Tactile	8TR	03-234-8TR	.[Finish]	\$380.00										
C-R FSIC 6 PIN - J-CO6	Athens	ATH	03-266-ATH	.[Finish]	\$321.00										
C-R FSIC 6 PIN - J-CO6	Rhodes	RHO	03-266-RHO	.[Finish]	\$321.00										
C-R FSIC 6 PIN - J-CO6	Sparta	SPA	03-266-SPA	.[Finish]	\$321.00										
C-R FSIC 6 PIN - J-CO6	Tubular	TLR	03-266-TLR	.[Finish]	\$321.00										
C-R FSIC 6 PIN - J-CO6	Athens - Tactile	8AT	03-266-8AT	.[Finish]	\$380.00										
C-R FSIC 6 PIN - J-CO6	Rhodes - Tactile	8RO	03-266-8RO	.[Finish]	\$380.00										
C-R FSIC 6 PIN - J-CO6	Sparta - Tactile	8SP	03-266-8SP	.[Finish]	\$380.00										
C-R FSIC 6 PIN - J-CO6	Tubular - Tactile	8TR	03-266-8TR	.[Finish]	\$380.00										
C-R FSIC 7 PIN - J-CO7	Rhodes	RHO	03-235-RHO	.[Finish]	\$321.00										
C-R FSIC 7 PIN - J-CO7	Rhodes - Tactile	8RO	03-235-8RO	.[Finish]	\$380.00										

PARTS

FASTENERS PFH = Phillips Flat Head		Available finishes													
		605	606	609	612	613	619	622	625	626	629	630	643e	626AM	630AM
		▪	▪	N/A	▪	▪	N/A	▪	▪	▪	N/A	N/A	▪	N/A	N/A
Fastener application	Fastener details	Configured lock specification	Specify for sold separate		Price										
			Part number	Finish											
ALX170 through bolt assembly	626 only	-	47262735	-	\$18.60										
ALX170 mounting surface	PFH Combo - 12-24 x 1-1/2"	-	47262999 ¹	-	\$1.20										
ANSI strike	PFH Combo - 12-24 x 1"	-	C603-256 ¹	.[Finish]	\$1.20										
Latch and strike	PFH Combo - 8-32 UNC-2A	-	C603-897 ¹	.[Finish]	\$1.10										
Spring-chassis through bolts ND172 through bolts	PFH Machine - 10-32 UNF-2A with thread patch	-	47266670 ¹	-	\$2.60										
Chassis to outside springcage Plate to inside springcage	6-32 tri-point Philips shoulder screw	-	47266669 ¹	-	\$0.90										
Torx - Latch and strike	(4) C503-766 (T-15)	-	C203-311	.[Finish]	\$27.10										
Torx - Latch and ANSI strike	(2) C503-766 (T-15) (2) L583-371 (T-20)	TORX	C203-312	.[Finish]	\$27.10										

¹ Pricing shown is for each unit. Sold in multiples of 50.

CYLINDERS AND KEYS
Cylinders and keys sold separate can be found in the [Cylinders](#) and [Keys](#) sections at the back of this book.

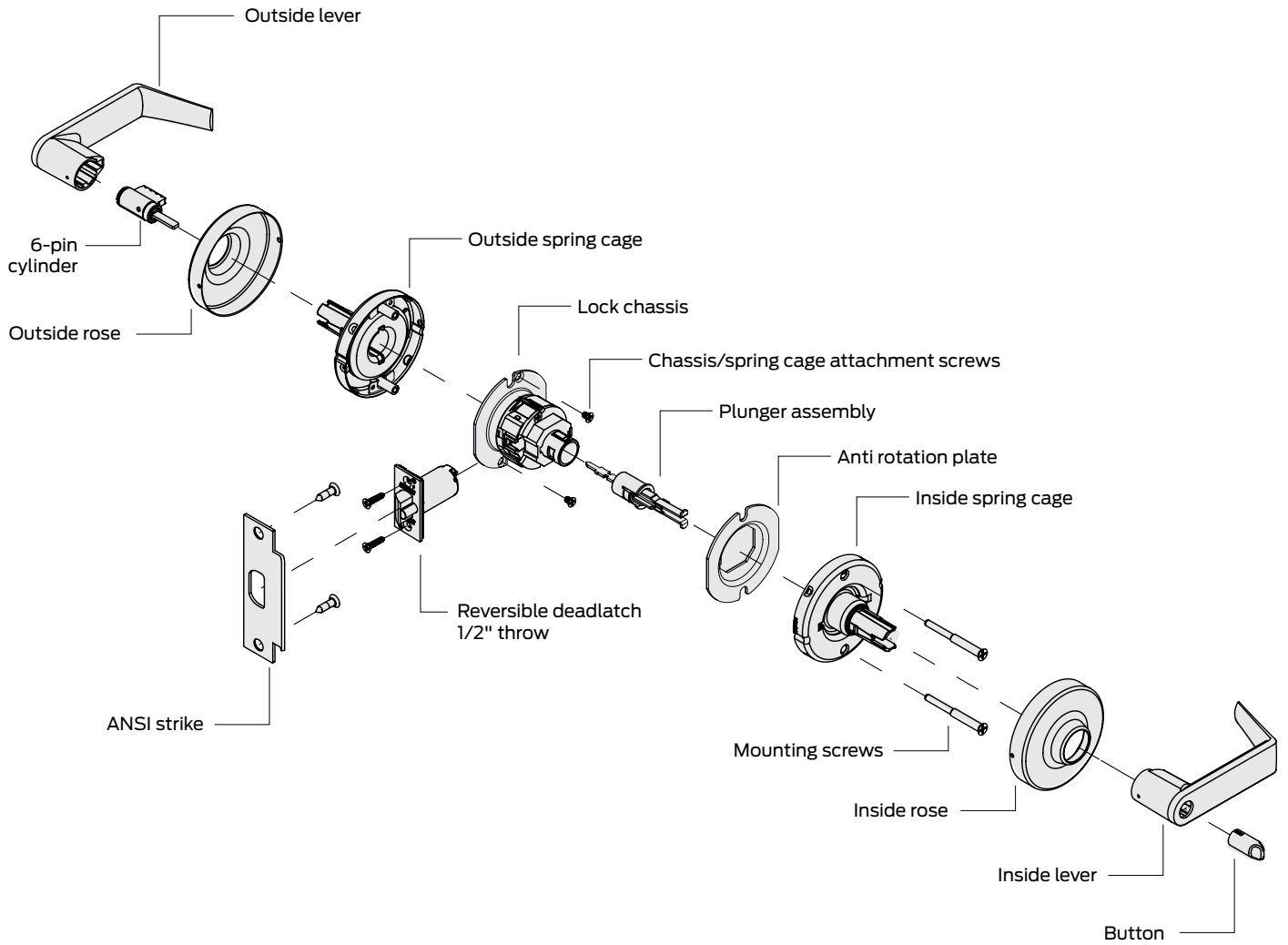
A SERIES


ALX SERIES

ND SERIES

ND SERIES 

Grade 1 cylindrical levered lock



 Indicates products that have EPD documentation available and meet LEED v4.



How to order

To order products, attribute values should be provided in the sequence shown below. Each value should be separated by a period.

Line item	Quantity	Required for all lock orders											Door dimensions			Options							Keying					
		Brand	Series + Function	Cylinder type (keyed functions only)			Outside style			Inside style			Handing (HSLR trim only)	Latch	Strike	Door thickness	Extended	Strike lip length	Latch extension	Box for ANSI strike	Pack cylinders loose (PLC)	Interior indicator rose	Breakaway Rhodes lever	Special options	Screw option	Request to Exit	Buy America Act compliant	Keying code
	1	2	3	4A	4B	4C	5A	5B	5C	6	7	8	9A	9B	9C	10A	10B	10C	10D	10E	10F	10G	10H	10I	11A	11B	11C	

Specifying dimensions:

Dimensions should be provided with the whole number followed by a dash and then the fraction of an inch. Example: 1-3/4.

Line item number

Quantity

- 1 **Brand:** Required only when specifying a product Less (LLL) any attribute.
- 2 **Series+Function:** Series combined with function.
- 3 **Cylinder type:** Specify cylinder code for keyed functions.
- 4A **Outside lever design:** Required for all orders.
- 4B **Outside rose design:** Required only when specifying a product Less (LLL) any attribute.
- 4C **Outside finish:** Required for all orders.
- 5A **Inside lever design:** Required only if different from the outside lever design or if specifying a product Less (LLL) any attribute.
- 5B **Inside rose design:** Required only when specifying a product Less (LLL) any attribute.
- 5C **Inside finish:** Specify only if different from the outside finish or if specifying a product Less (LLL) any attribute.
- 6 **Handing:** Specify only when selecting HSLR trim.
- 7 **Latch:** Leave blank to receive the default latch. Specify part number if non-default latch is required or if specifying a product Less (LLL) any attribute.
- 8 **Strike:** Leave blank to received default strike. Specify part number if non-default strike is required or if specifying a product Less (LLL) any attribute.
- 9A **Door thickness:** Leave blank for default 1-3/4" thick doors. Specify if other than 1-3/4" or if specifying a product Less (LLL) any attribute. Specify with a DT prefix followed by the door thickness dimension. Example: DT1-3/8, DT2-1/4.
- 9B **Extended:** Specify for doors 2-1/8" or greater. EE = Extended equally, EI = Extended inside, EO = Extended outside, ED = Extended differently.
- 9C **Strike lip length:** Leave black for default strike lip length. Specify for non-default strike lip length or if specifying a product Less (LLL) any attribute. Specify with a LIP prefix followed by the lip length dimension. Example: LIP1-3/8.
- 10A - 10I **Options:** Specify any desired options.
- 11A **Keying code:** Default keying code is dictated by the selected cylinder type. Leave blank for to receive the default keying code or specify for any other keying code. If ordering a product less any lock attribute, keying code must be specified.
- 11B **Keyway:** Default way is dictated by the selected cylinder type. Leave blank for to receive the default keyway or specify to order any other keyway. If ordering a product less any lock attribute, keying code must be specified.
- 11C **Pack keys independently:** Specify only when requesting that keys be packed independently.

Contents

ND Series | Overview 55

ND Series | Functions 58

ND Series | Styles 62

ND Series | Configure a product..... 65

 Style options68

 Cylinder adjustments69

 Latches.....70

 Strikes.....71

 Door dimensions 71

 Door dimensions72

 Door dimensions 73

 Door dimensions 74

 Options.....75

 Less components.....76

 Keying77

ND Series | School upgrade kits 79

ND Series | Parts 81

 Levers.....81

 Spring cages82

 Conversion kits.....83

 Roses83

 Buttons/plunger assemblies.....83

 Latches / Related Components84

 Strikes.....84

 Chassis Kits.....84

 Keycam Assemblies.....86

 Slide / Related Components.....86

 Spindles86

 Electrified Chassis Components.....86

 Misc. Chassis Components.....87

 Special Parts87

 Hollow Metal Door Reinforcements.....87

 Screws.....88

 Tailpieces.....88

 Allegion Connect Harnesses - Prices listed are net, discounting does not apply89

 Cylinder adjustments184

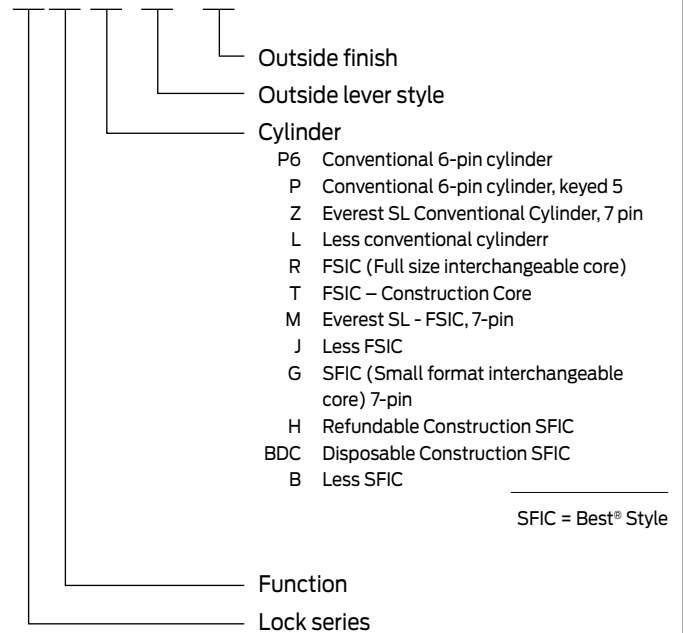
 Style options185

BAA/ARRA

Contact your local RSO or Sales Rep. for ordering details

Product identification

ND53.P6.RHO.626



Finish codes and descriptions

BHMA code		Description
605	(US 3)	Bright Brass
606	(US 4)	Satin Brass
612	(US 10)	Satin Bronze
613	(US 10B)	Oil Rubbed Bronze
619	(US 15)	Satin Nickel
622	(US 19)	Matte Black
625	(US 26)	Bright Chrome
626	(US 26D)	Satin Chrome
626AM		Satin Chrome, Antimicrobial
630 ¹	(US32D)	Satin Stainless
643e	(US 11)	Aged Bronze

¹HSLR trim only

Standard Features



Certification	ANSI/BHMA Certified A156.2-2011, Series 4000, Grade 1, UL Listed for 3-hour fire door
Latch	1-1/8" x 2-1/4", square corner faceplate, 1" housing diameter, 1/2" throw
Strike	1-1/4" x 4-7/8", ANSI square corner, no box
Backset	2-3/4"
Cylinder	6-pin solid brass, keyed 6-pin, S123 keyway, keyed different (KD)
Door range	1-5/8" – 2-1/8" for all functions except ND85; 1-3/4" – 2" for ND85
Keys	Two nickel silver cut keys per lock, 6-pin, S123 section

ANSI/BHMA Certified A156.2-2011, Series 4000, Grade 1, UL Listed for 3-hour fire door.

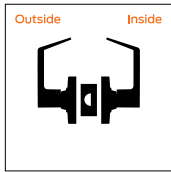
NON-KEYED LOCKS

SCHLAGE ANSI

ND10 F75

Passage latch

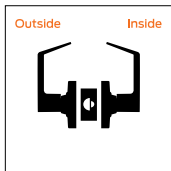
Both levers always unlocked. Inside lever is always free for immediate egress. Also available with Request to Exit (RX) function.



ND12 F89

Exit lock - lever x lever

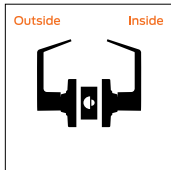
Outside lever always fixed. Inside lever always unlocked for immediate egress. Also available with Request to Exit (RX) function.



ND12EL

Exit lock, electrically locked (fail safe)

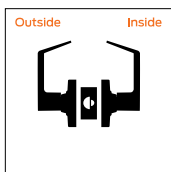
Outside lever continuously locked electrically. Unlocked by switch or power failure. Auxiliary latch deadlocks latchbolt when door is closed. Inside lever always unlocked for immediate egress. Also available with Request to Exit (RX) function.



ND12EU

Exit lock, electrically unlocked (fail secure)

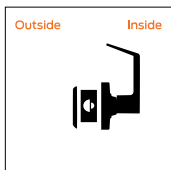
Outside lever continuously locked until unlocked by electric current. Auxiliary latch deadlocks latchbolt when door is closed. Inside lever always unlocked for immediate egress. Also available with Request to Exit (RX) function..



ND25 F89

Exit lock - blank plate x lever

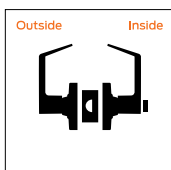
Blank plate outside. Inside lever always unlocked for immediate egress.



ND30 F77

Patio lock

Push button locking. Turning inside lever or closing door releases button, preventing a lock-out. Inside lever always unlocked for immediate egress. Specify per XN12-007.



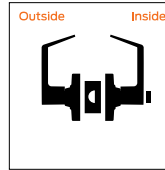
NON-KEYED LOCKS

SCHLAGE ANSI

ND40 F76

Bath/bedroom privacy lock

Push-button locking. Can be opened from outside with small screwdriver. Turning inside lever or closing door releases button. Inside lever is always free for immediate egress.

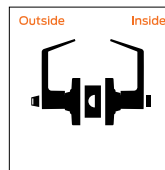


SCHLAGE ANSI

ND44

Hospital privacy lock

Push-button locking. Unlocked from outside by turning emergency turn-button. Turning inside lever or closing door releases button. Inside lever is always free for immediate egress.

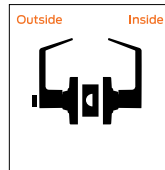


ND45

Time out lock

Caretaker side: Pushing and holding button will lock inside lever (detention side) until released. Lever always retracts latch.

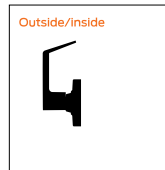
Detention side: Lever retracts latch unless outside button is depressed. Vandlgard allows inside spindle to disengage from latch when locked.



ND170

Single dummy trim

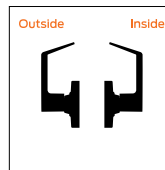
Dummy trim for one side of door. Used for door pull or as matching inactive trim.



ND172

Double dummy trim

Dual dummy trim for both sides of the door. Used for door pull or as matching inactive trim.



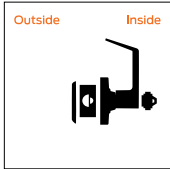
KEYED LOCKS

SCHLAGE ANSI

ND25x70

Classroom exit lock

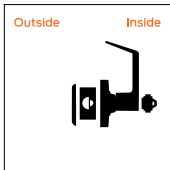
Blank plate outside. Key locks or unlocks inside lever. Specify per XN12-004.



ND25x80

Storeroom exit lock

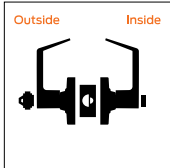
Blank plate outside. Key in fixed inside lever retracts latch. Specify per XN12-005.



ND50 F82

Entrance/office lock

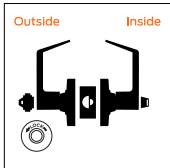
Push-button locking. Push-button locks outside lever until unlocked with key or by turning inside lever. Inside lever is always free for immediate egress.



ND53 F109

Entrance lock

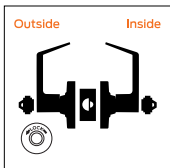
Turn/push-button locking; pushing and turning button locks outside lever, requiring use of key until button is manually unlocked. Push-button locking; pushing button locks outside lever until unlocked by key or by turning inside lever. Inside lever is always free for immediate egress.



ND60 F88

Vestibule lock

Latch retracted by key from outside when outside lever is locked by key in inside lever. Inside lever always unlocked for immediate egress.

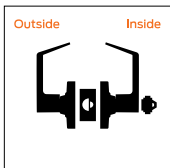


Caution: Double cylinder locks on residences and any door in any structure which is used for egress are a life safety hazard in times of emergency and their use is not recommended. Installation should be in accordance with existing codes only.

ND60 with XN12-001

Vestibule with closed outside lever

Same as ND60 except outside lever is closed. Inside lever always unlocked for immediate egress. Specify per XN12-001.



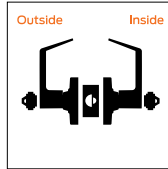
KEYED LOCKS

SCHLAGE ANSI

ND66 F91

Store lock

Key in either lever locks or unlocks both levers.

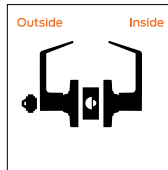


Caution: Double cylinder locks on residences and any door in any structure which is used for egress are a life safety hazard in times of emergency and their use is not recommended. Installation should be in accordance with existing codes only.

ND70 F84

Classroom lock

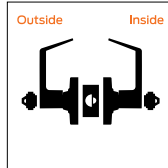
Outside lever locked and unlocked by key. Inside lever always unlocked for immediate egress.



ND70x80

Classroom by storeroom lock

Key locks and unlocks outside lever. Key in fixed inside lever retracts latch. Specify per XN12-006.

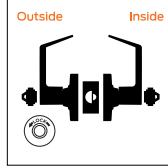


Caution: Double cylinder locks on residences and any door in any structure which is used for egress are a life safety hazard in times of emergency and their use is not recommended. Installation should be in accordance with existing codes only.

ND72 F80 with XN12-002

Communicating Lock

Key in either lever locks and unlocks own lever. Specify per XN12-002.

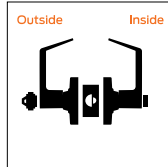


Caution: Double cylinder locks on residences and any door in any structure which is used for egress are a life safety hazard in times of emergency and their use is not recommended. Installation should be in accordance with existing codes only.

ND73 F90

Corridor lock

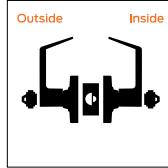
Locked or unlocked by key from outside. Push-button locking from inside. Turning inside lever or closing door releases button. When outside lever is locked by key it can only be unlocked by key. Inside lever always unlocked for immediate egress.



ND75 F110

Classroom security lock

Key in either lever locks or unlocks outside lever. Inside lever always unlocked for immediate egress.



Caution: Double cylinder locks on residences and any door in any structure which is used for egress are a life safety hazard in times of emergency and their use is not recommended. Installation should be in accordance with existing codes only.



A SERIES

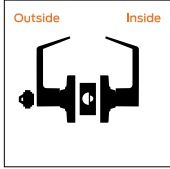
KEYED LOCKS

SCHLAGE ANSI

ND80 F86

Storeroom lock

Outside lever fixed. Entrance by key only. Inside lever always unlocked for immediate egress. Also available with Request to Exit (RX) function.

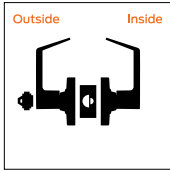


ALX SERIES

ND80EL

Storeroom lock, electrically locked (fail safe)

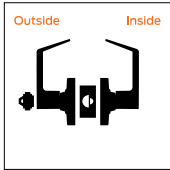
Outside lever continuously locked electrically. Unlocked by key outside or by switch or power failure. Auxiliary latch deadlocks latchbolt when door is closed. Inside lever always unlocked for immediate egress. Also available with Request to Exit (RX) function.



ND80EU

Storeroom lock, electrically unlocked (fail secure)

Outside lever continuously locked until unlocked by key or electric current. Auxiliary latch deadlocks latchbolt when door is closed. Inside lever always unlocked for immediate egress. Also available with Request to Exit (RX) function.

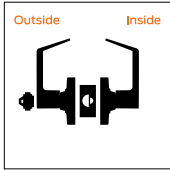


ND SERIES

ND81 F86

Accessible storeroom lock

Outside lever is always locked when key is not present. Entrance by key only: counter-clockwise key rotation retracts latch; 180 degree clockwise key rotation allows the outside lever to retract latch. Inside lever always free for immediate egress. Available with Request to Exit (RX) function.



KEYED LOCKS

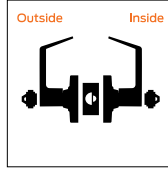
SCHLAGE ANSI

ND82 F87

Institution lock

Both levers fixed. Entrance by key in either lever.

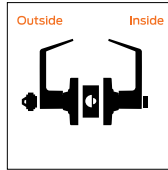
Caution: Double cylinder locks on residences and any door in any structure which is used for egress are a life safety hazard in times of emergency and their use is not recommended. Installation should be in accordance with existing codes only.



ND85 F93

Faculty restroom lock

Outside lever fixed. Entrance by key only. Push-button in inside lever activates visual "occupancy" indicator, allowing only emergency master key to operate. Turning inside lever or closing door releases visual occupancy indicator. Rotation of inside spinner-button by spanner key provides lock-out feature by keeping indicator thrown. Inside lever is always free for immediate egress.



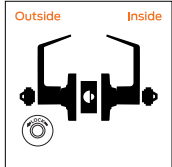
Vandgard® functions:

Designed to disengage outside spindle from latch when in locked condition. Inside lever is always free for immediate egress.

VANDLGARD FUNCTIONS

SCHLAGE ANSI

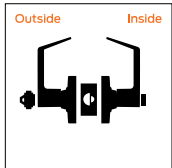
ND72 with XN12-003



Vandlgard communicating lock

Communicating, ND72, lock with Vandlgard. Key in either lever locks and unlocks own lever. Both inside and outside levers are clutching. Specify per XN12-003.

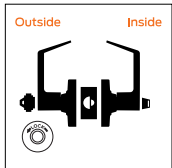
ND91 F82



Vandlgard entrance/office lock

Push-button locking. Push-button disengages outside lever until unlocked with key or by turning inside lever.

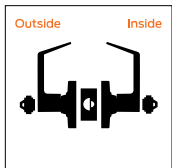
ND92 F109



Vandlgard entrance lock

Turn/push-button locking; pushing and turning button disengages outside lever, requiring use of key until button is manually unlocked. Push-button locking; pushing button disengages outside lever until unlocked by key or by turning inside lever.

ND93 F88

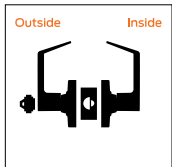


Vandlgard vestibule lock

Latch retracted by key from outside when outside lever is disengaged by key in inside lever. Inside lever is always unlocked for immediate egress.

Caution: Double cylinder locks on residences and any door in any structure which is used for egress are a life safety hazard in times of emergency and their use is not recommended. Installation should be in accordance with existing codes only.

ND94 F84



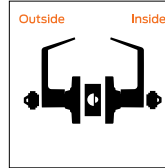
Vandlgard classroom lock

Outside lever disengaged and unlocked by key. Inside lever always unlocked for immediate egress.

VANDLGARD FUNCTIONS

SCHLAGE ANSI

ND95 F110

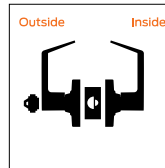


Vandlgard classroom security lock

Key in either lever disengages or unlocks outside lever. Inside lever always unlocked for immediate egress.

Caution: Double cylinder locks on residences and any door in any structure which is used for egress are a life safety hazard in times of emergency and their use is not recommended. Installation should be in accordance with existing codes only.

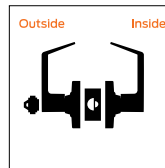
ND96 F86



Vandlgard storeroom lock

Outside lever always disengaged. Entrance by key only. Inside lever always unlocked for immediate egress. Also available with Request to Exit (RX).

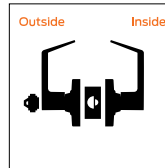
ND96EL



Vandlgard storeroom lock, electrically locked (fail safe)

Outside lever continuously disengaged electrically. Unlocked by key outside or by switch or power failure. Auxiliary latch deadlocks latchbolt when door is closed. Inside lever always free for immediate egress. Also available with Request to Exit (RX).

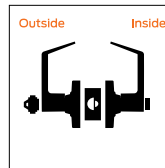
ND96EU



Vandlgard storeroom lock, electrically unlocked (fail secure)

Outside lever continuously disengaged until unlocked by key or electric current. Auxiliary latch deadlocks latchbolt when door is closed. Inside lever always free for immediate egress. Also available with Request to Exit (RX).

ND97 F90



Vandlgard corridor lock

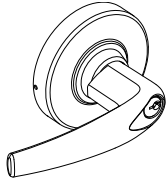
Locked or unlocked by key from outside. Push-button locking from inside. Turning inside lever or closing door releases button. When outside lever is locked by key it can only be unlocked by key. Inside lever is always unlocked for immediate egress.

LEVER DESIGNS

ROSE DESIGNS

ATHENS (ATH)

Tactile option: 8AT (milled)



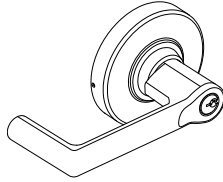
Lever: Grade 1

Cores:

- KIL
- FSIC
- SFIC
- L-SA
- L-CO
- J-SA
- J-CO6
- J-MED
- J-YA6

BOARDWALK (BRK)

Tactile option: 8BK (knurled)



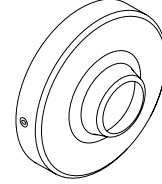
Lever: Grade 1

Cores:

- KIL
- FSIC
- SFIC

RHODES (RHO)

3-7/16" (87 mm) diameter

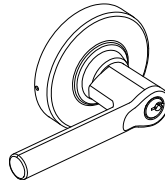


Available roses: Rhodes (RHO)

Available roses: Rhodes (RHO)

BROADWAY (BRW)

Tactile option: 8BY (knurled)



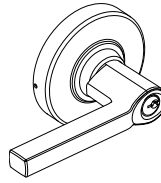
Lever: Grade 1

Cores:

- KIL
- FSIC
- SFIC

LATITUDE (LAT)

Tactile option: 8LT (milled)



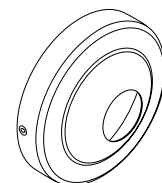
Lever: Grade 1

Cores:

- KIL
- FSIC
- SFIC

OMEGA (OME)

3-7/16" (87 mm) diameter

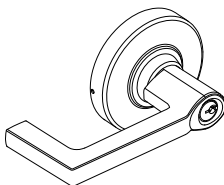


Available roses: Rhodes (RHO)

Available roses: Rhodes (RHO)

LONGITUDE (LON)

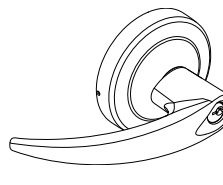
Tactile option: 8LN (milled)



Lever: Grade 1

Cores:

- KIL
- FSIC
- SFIC

OMEGA (OME)


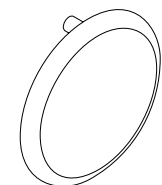
Lever: Grade 1

Cores:

- KIL
- FSIC
- SFIC

Blank outside rose (N523-002)

3-1/2" (89 mm) diameter

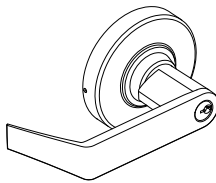


Available roses: Rhodes (RHO)

Available roses: Omega (OME)

RHODES (RHO)

Tactile option: 8RO (milled)



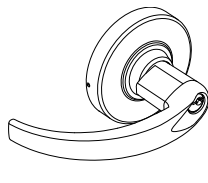
Lever: Grade 1

Cores:

- KIL
- FSIC
- SFIC
- L-SA
- L-CO
- J-SA
- J-CO6
- J-CO7
- J-MED
- J-YA6
- J-YA7

SPARTA (SPA)

Tactile option: 8SP (milled)



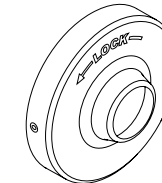
Lever: Grade 1

Cores:

- KIL
- FSIC
- SFIC
- L-SA
- L-CO
- J-SA
- J-CO6
- J-MED
- J-YA6

RHODES INDICATOR ROSE (XN12-035)

3-7/16" (87 mm) diameter, Available only in 626

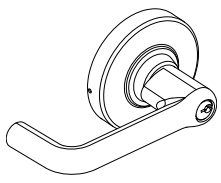


Available roses: Rhodes (RHO)

Available roses: Rhodes (RHO)

TUBULAR (TLR)

Tactile option: 8TR (knurled)



Lever: Grade 1

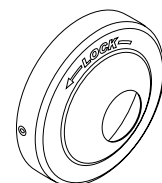
Cores:

- KIL
- FSIC
- SFIC
- L-SA
- L-CO
- J-SA
- J-CO6
- J-MED
- J-YA6

**HIGH SECURITY LIGATURE
RESISTANT (HSLR)**

Omega Indicator rose (XN12-045)

3-7/16" (87 mm) diameter, Available only in 626



Available roses: Rhodes (RHO)



FINISH AVAILABILITY

		Bright Brass (605)	Satin Brass (606)	Antique Brass (609)	Satin Bronze (612)	Oil Rubbed Bronze (613)	Satin Nickel (619)	Matte Black (622)	Bright Chrome (625)	Satin Chrome (626)	Bright Stainless Steel (629)	Satin Stainless Steel (630)	Aged Bronze (643e)	Satin Chrome, Antimicrobial (626AM)	Satin Stainless Steel, Antimicrobial (630AM)
LEVERS															
Athens	ATH	605	606	-	612	613	619	622	625	626	-	-	643e	626AM	-
Boardwalk	BRK	605	606	-	612	613	619	622	625	626	-	-	643e	626AM	-
Broadway	BRW	605	606	-	612	613	619	622	625	626	-	-	643e	626AM	-
Latitude	LAT	605	606	-	612	613	619	622	625	626	-	-	643e	626AM	-
Longitude	LON	605	606	-	612	613	619	622	625	626	-	-	643e	626AM	-
Omega	OME	605	606	-	612	613	619	622	625	626	-	-	643e	626AM	-
Rhodes	RHO	605	606	-	612	613	619	622	625	626	-	-	643e	626AM	-
Sparta	SPA	605	606	-	612	613	619	622	625	626	-	-	643e	626AM	-
Tubular	TLR	605	606	-	612	613	619	622	625	626	-	-	643e	626AM	-
HSLR		-	-	-	-	-	-	-	-	-	-	630	-	-	-
CYLINDER FINISHES															
Complete lock finish		605	606	-	612	613	619	622	625	626	-	-	643E	626AM	-
Coordinating conventional cylinder															
Plug component		606	606	-	606	522	626	622	626	626	-	-	522	626	-
Coordinating FSIC/SFIC cylinder															
Plug (lower) component		606	606	-	606	522	626	622	626	626	-	-	522	626	-
Core face (upper) component		606	606	-	606	522	626	622	626	626	-	-	522	626	-

522 is a simulated 613 finish





A SERIES

ALX SERIES

ND SERIES

this page intentionally blank

You can **configure and price a full range of products** using the tables and rules shown in this section.

The pricing of locks in this section includes the P6 cylinder in an open keyway (where applicable), default latch, strike and a 1-3/4" thick door. Additional modifications are available using the rules and price adjustments on the subsequent pages.

How to order:

- All applicable product attributes must be provided in the order shown below
- Each value must separated by a period
- If requesting a product "Less (LLL)" any attribute, the entire detailed ACN must be provided
- Fractions will be written with the "/" symbol separating the numerator and the denominator (example 1/2)
- For dimensions that contain a whole number and a fraction, a hyphen "-" will be added after the whole number and before the fraction (example 2-1/2)
- For two dimensions represented together, such as length and width, the values would be separated by an "x" with no spaces
- Finishes should be listed using their BHMA finish as shown in this book

Required for all lock orders																										
Brand	Series + Function	Cylinder type (keyed functions only)	Outside style			Inside style			Handing (HSLR trim only)	Latch	Strike	Door dimensions			Options							Keying				
			Outside lever design	Outside rose design	Outside finish	Inside lever design	Inside rose design	Inside finish				Door thickness	Extended	Strike lip length	Latch extension	Box for ANSI strike	Pack cylinders loose (PLC)	Interior indicator rose	Breakaway Rhodes lever	Special options	Screw option	Request to Exit	Buy America Act compliant	Keying code	Keyway	Pack keys independently
1	2	3	4A	4B	4C	5A	5B	5C	6	7	8	9A	9B	9C	10A	10B	10C	10D	10E	10F	10G	10H	10I	11A	11B	11C

Only required if specifying less rose

Only required if specifying different than outside style

Only required when deviating from the product's default. Specify only the deviated attribute(s).

Only required when deviating from the product's default. Specify only the deviated attribute(s).

If ordering a product "Less (LLL)" any attribute, values for each attribute must be provided.

EXAMPLE:

ND80 . P6 . 8RO . 626 . RHO
 | | | | |
 2 3 4A 4C 5A

Inside lever/knob design different than outside



A SERIES

ALX SERIES

ND SERIES

COMPLETE LOCKS			STANDARD LEVERS				LIGATURE RESISTANT
Split finishes and designs will be priced at the highest list price of the design and/or finish. Keyed function pricing based on P6 cylinder with open S123 keyway. See page 69 for additional cylinder and keyway options. Electrified functions come with Allegion Connect.			ATH	BRW	ATH	BRW	HSLR
			BRK	LAT	BRK	LAT	
LON	OME	LON	OME	LON	OME		
RHO	SPA	RHO	SPA	RHO	SPA		
TLR		TLR		TLR			
SERIES + FUNCTION CYL DESCRIPTION			FINISHES				
			626	605 612 622 643e	606 619 625	613 626AM	630
NON-KEYED FUNCTIONS							
ND10	Passage latch		\$557.00	\$569.00	\$587.00	\$2,262.00	
ND12	Exit lock - lever x lever		\$568.00	\$580.00	\$598.00	\$2,273.00	
ND12EL	Exit lock, electrically locked (fail safe)		\$876.00	\$888.00	\$906.00	\$2,581.00	
ND12EU	Exit lock, electrically unlocked (fail secure)		\$876.00	\$888.00	\$906.00	\$2,581.00	
ND25	Exit lock - blank plate x lever		\$512.00	\$518.00	\$527.00	N/A	
ND30	Patio lock (specify per XN12-007)		\$1,802.00	\$1,814.00	\$1,832.00	N/A	
ND40	Bath/bedroom privacy lock		\$642.00	\$654.00	\$672.00	\$2,347.00	
ND44	Hospital privacy lock		\$642.00	\$654.00	\$672.00	\$2,347.00	
ND45 with XN12-317	Time out lock		\$1,637.00	\$1,649.00	\$1,667.00	N/A	
ND170	Single dummy trim		\$156.00	\$162.00	\$171.00	N/A	
ND172	Double dummy trim		\$243.00	\$255.00	\$273.00	N/A	
KEYED, SINGLE CYLINDER FUNCTIONS							
ND25x70	P6	Classroom exit lock (specify per XN12-004)	\$1,257.00	\$1,269.00	\$1,287.00	N/A	
ND25x80	P6	Storeroom exit lock (specify per XN12-005)	\$1,257.00	\$1,269.00	\$1,287.00	N/A	
ND50	P6	Entrance/office lock	\$759.00	\$771.00	\$789.00	\$2,464.00	
ND53	P6	Entrance lock	\$759.00	\$771.00	\$789.00	\$2,464.00	
ND60 with XN12-001	P6	Vestibule with closed outside lever (specify XN12-001)	\$1,389.00	\$1,401.00	\$1,419.00	N/A	
ND70	P6	Classroom lock	\$759.00	\$771.00	\$789.00	\$2,464.00	
ND73	P6	Corridor lock	\$759.00	\$771.00	\$789.00	\$2,464.00	
ND80	P6	Storeroom lock	\$759.00	\$771.00	\$789.00	\$2,464.00	
ND80EL	P6	Storeroom lock, electrically locked (fail safe)	\$1,017.00	\$1,029.00	\$1,047.00	\$2,722.00	
ND80EU	P6	Storeroom lock, electrically unlocked (fail secure)	\$1,017.00	\$1,029.00	\$1,047.00	\$2,722.00	
ND81	P6	Accessible storeroom lock	\$759.00	\$771.00	\$789.00	\$2,464.00	
ND85	P6	Faculty restroom lock	\$981.00	\$993.00	\$1,011.00	N/A	
ND91	P6	Vandlgard entrance/office lock	\$831.00	\$843.00	\$861.00	\$2,536.00	

Extended lead time



COMPLETE LOCKS			STANDARD LEVERS				LIGATURE RESISTANT		
<p>Split finishes and designs will be priced at the highest list price of the design and/or finish.</p> <p>Keyed function pricing based on P6 cylinder with open S123 keyway. See page 69 for additional cylinder and keyway options.</p> <p>Electrified functions come with Allegion Connect.</p>			ATH	BRW	ATH	BRW	ATH	BRW	HSLR
			BRK	LAT	BRK	LAT	BRK	LAT	
			LON	OME	LON	OME	LON	OME	
			RHO	SPA	RHO	SPA	RHO	SPA	
			TLR		TLR		TLR		
			FINISHES						
			626	605 612 622 643e	606 619 625	613 626AM	630		
SERIES +	FUNCTION	CYL	DESCRIPTION						
ND92	P6		Vandlgard entrance lock		\$831.00	\$843.00	\$861.00	\$2,536.00	
ND94	P6		Vandlgard classroom lock		\$831.00	\$843.00	\$861.00	\$2,536.00	
ND96	P6		Vandlgard storeroom lock		\$831.00	\$843.00	\$861.00	\$2,536.00	
ND96EL	P6		Vandlgard storeroom lock, electrically locked (fail safe)		\$1,117.00	\$1,129.00	\$1,147.00	\$2,822.00	
ND96EU	P6		Vandlgard storeroom lock, electrically unlock (fail secure)		\$1,117.00	\$1,129.00	\$1,147.00	\$2,822.00	
ND97	P6		Vandlgard corridor lock		\$831.00	\$843.00	\$861.00	\$2,536.00	
KEYED, DOUBLE CYLINDER FUNCTIONS									
ND60	P6		Vestibule lock		\$904.00	\$916.00	\$934.00	\$2,609.00	
ND66	P6		Store lock		\$904.00	\$916.00	\$934.00	\$2,609.00	
ND70x80	P6		Classroom by storeroom lock (specify XN12-006)		\$1,403.00	\$1,415.00	\$1,433.00	N/A	
ND72 with XN12-002	P6		Communicating lock (specify XN12-002)		\$1,502.00	\$1,514.00	\$1,532.00	N/A	
ND72 with XN12-003	P6		Vandlgard communicating lock (specify XN12-003)		\$1,574.00	\$1,586.00	\$1,604.00	N/A	
ND75	P6		Classroom security lock - by default includes indicator rose		\$904.00	\$916.00	\$934.00	\$2,609.00	
ND82	P6		Institution lock		\$904.00	\$916.00	\$934.00	\$2,609.00	
ND93	P6		Vandlgard vestibule lock		\$973.00	\$985.00	\$1,003.00	\$2,678.00	
ND95	P6		Vandlgard classroom security lock - by default includes indicator rose		\$973.00	\$985.00	\$1,003.00	\$2,678.00	

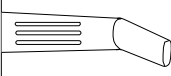
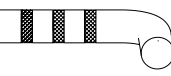
Extended lead time



COMPLETE LOCKS

STYLE OPTIONS

Specify on order only if requesting an option other than the default

MILLED PATTERN	KNURLED PATTERN	OPTIONAL	
		Specify	Price adjustment per lever

TACTILE WARNING				
Athens tactile lever	Milled		8AT	\$59.00
Boardwalk tactile lever		Knurled	8BK	\$59.00
Broadway tactile lever		Knurled	8BY	\$59.00
Latitude tactile lever	Milled		8LT	\$59.00
Longitude tactile lever	Milled		8LN	\$59.00
Rhodes tactile lever	Milled		8RO	\$59.00
Sparta tactile lever	Milled		8SP	\$59.00
Tubular tactile lever		Knurled	8TR	\$59.00

A SERIES

ALX SERIES

ND SERIES

COMPLETE LOCKS

CYLINDER ADJUSTMENTS

Keyed locks on the previous pages are priced including the P6 cylinder with open keyway. Provided below are pricing adjustments based on other available cylinder types. For Primus and Primus XP cylinders, order lock less cylinder and order the Primus or Primus XP cylinder separately.

For complete details on cylinders, tailpieces, keying and keys, including cylinders sold separate, see the [Cylinders](#) and [Keys](#) sections at the back of this book.

CYLINDER ADJUSTMENTS					
Restricted keyways include: Everest 29 R and T keyways, Everest B and D keyways and Classic (Reverse/Quad/Numbered) keyways					
Description	Specify	Single cylinder function Price adjustment		Double cylinder function Price adjustment	
		Open	Restricted	Open	Restricted
Conventional 6-pin cylinder	P6	\$0.00	\$24.00	\$0.00	\$48.00
Conventional 6-pin cylinder, keyed 5	P	\$0.00	\$24.00	\$0.00	\$48.00
Everest SL Conventional Cylinder, 7 pin	Z	N/A	\$24.00	N/A	\$48.00
Less conventional cylinder	L	-\$81.00		-\$162.00	
Conventional Primus/Primus XP cylinder	Order separately (Restricted keyways only, see Cylinders section)				
FSIC (Full size interchangeable core)	R	\$43.00	\$67.00	\$86.00	\$134.00
FSIC – Construction Core	T	\$43.00	N/A	\$86.00	N/A
Everest SL - FSIC, 7-pin	M	N/A	\$67.00	N/A	\$134.00
Less FSIC	J	-\$49.00		-\$98.00	
Full size interchangeable Primus/Primus XP core	Order separately (Restricted keyways only, see Cylinders section)				
SFIC (Small format interchangeable core) 7-pin	G	N/A	\$80.00	N/A	\$160.00
Refundable Construction SFIC	H	\$24.00	N/A	\$48.00	N/A
Disposable Construction SFIC	BDC	-\$41.00	N/A	-\$82.00	N/A
Less SFIC	B	-\$49.00		-\$98.00	
Less FSIC - Medeco (ATH, SPA, RHO and TLR only)	J-ME ☞	\$0.00		\$0.00	
Less FSIC – Corbin Russwin (6 Pin) (ATH, SPA, RHO and TLR only)	J-CO6 ☞	\$0.00		\$0.00	
Less FSIC – Corbin Russwin (7 Pin) (RHO only)	J-CO7 ☞	\$0.00		\$0.00	
Less FSIC – Sargent (ATH, SPA, RHO and TLR only)	J-SA ☞	\$0.00		\$0.00	
Less FSIC – Yale (6 Pin) (ATH, SPA, RHO and TLR only)	J-YA6 ☞	\$0.00		\$0.00	
Less FSIC – Yale (7 Pin) (RHO only)	J-YA7 ☞	\$0.00		\$0.00	
Less Conventional, Corbin Russwin (ATH, SPA, RHO and TLR only)	L-CO ☞	\$0.00		\$0.00	
Less Conventional, Sargent (ATH, SPA, RHO and TLR only)	L-SA ☞	\$0.00		\$0.00	

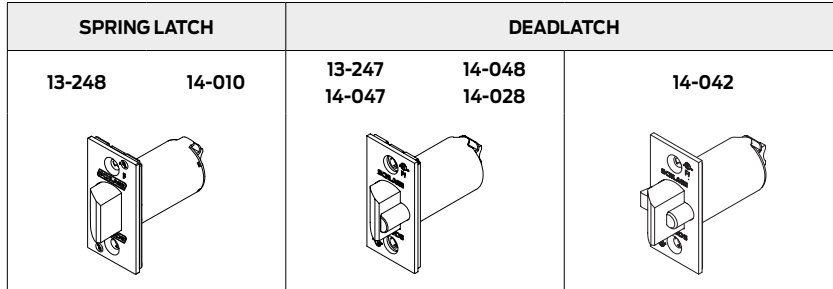
☞ Extended lead time

Construction cores (T and H) have an additional handling charge 50-231

COMPLETE LOCKS LATCHES

Specify on order only if requesting an option other than the default

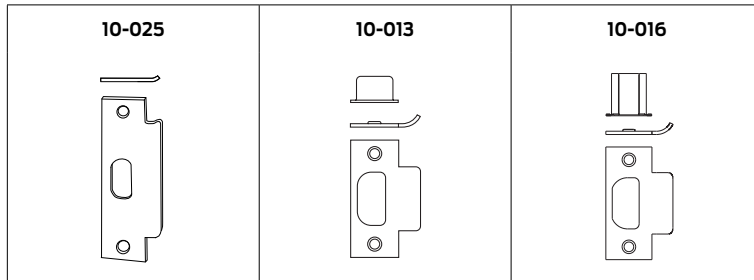
- All latch extensions require reinforcement when used in hollow metal door applications



LATCHES				
SPRING LATCH				
Default	Faceplate description	Backset	Specify	Price adjustment
▪	Square corner, 1-1/8" x 2-1/4" (no substitutes for HSLR trim)	2-3/4"	13-248	\$0.00
	Square corner, 1-1/8" x 2-1/4"	3-3/4"	14-010	\$24.80
DEADLATCH				
Default	Faceplate description	Backset	Specify	Price adjustment
▪	Square corner, 1-1/8" x 2-1/4" (no substitutes for HSLR trim)	2-3/4"	13-247	\$0.00
	Square corner, 1-1/8" x 2-1/4"	2-3/8"	14-047	-\$39.50
	Square corner, 1" x 2-1/4"	2-3/8"	14-048	-\$39.50
	Anti-friction fire door latch 3/4" throw, modified latch prep for anti-friction tongue pivot	2-3/4"	14-042	\$347.00
	Square corner, 1-1/8" x 2-1/4"	3-3/4"	14-028	\$24.80

COMPLETE LOCKS STRIKES

Specify on order only if requesting an option other than the default

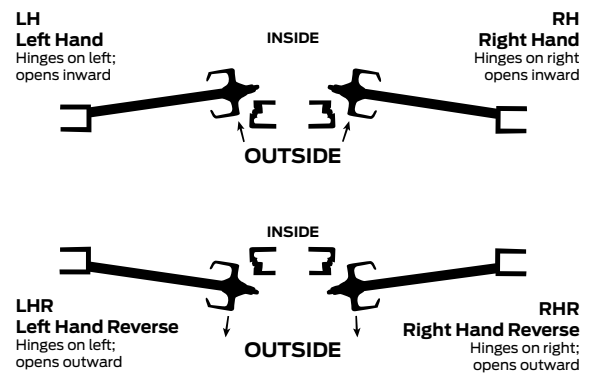


STRIKES					
Default	Description	Lip length	Specify		Price adjustment
			Strike part number	Lip length	
▪	ANSI, no box, 1-1/4" x 4-7/8" (no substitutes for HSLR trim)	1-3/16"	10-025	-	\$0.00
	ANSI, no box, 1-1/4" x 4-7/8" (no substitutes for HSLR trim)	1-3/8"	10-025	LIPI-3/8	\$36.30
	ANSI, no box, 1-1/4" x 4-7/8" (no substitutes for HSLR trim)	1-1/2"	10-025	LIPI-1/2	\$36.30
	Square corner, T-strike, box, 1-1/8" x 2-3/4"	1-1/8"	10-013	LIPI-1/8"	\$0.00
	Square corner, T-strike, box, 1-1/2" x 2-3/4"	1-1/2"	10-013	LIPI-1/2	\$0.00
	Square corner, T-strike, deep box, fire door latch	1-1/8"	10-016	-	\$0.00

COMPLETE LOCKS DOOR DIMENSIONS

DOOR THICKNESS AND EXTENDED

- Standard chassis covers 1-5/8" – 2-1/8" for all functions except ND85 (1-3/4" – 2")
- Specify door thickness and extended on order only if different than 1-3/4" thick door
- Door thickness should be specified to the nearest 1/8"
- If extended option is not specified (EE/EO/EI), order will be shipped Extended Equal (EE)
- ED chassis need to be ordered via the RFQ process to ensure accuracy - pricing to be provided



1-3/8" DOORS - ANY FUNCTION*								
Door thickness	Specify	Chassis price adjustment	10-025 ANSI strike options			10-013 T-strike options		Price adjustment
			Strike lip length	Strike part number	Price adjustment	Strike lip length	Strike part number	
1-3/8"	1-3/8"	\$70.50	1-1/8"	10-025-118	\$0.00	1-1/8"	10-013-118	\$0.00

COMPLETE LOCKS DOOR DIMENSIONS

A SERIES

ALX SERIES

ND SERIES

(EXTENDED-EQUALLY (EE))								
Door thickness	Specify	Chassis price adjustment	10-025 ANSI strike options			10-013 T-strike options		
			Strike lip length	Strike part number	Price adjustment	Strike lip length	Strike part number	Price adjustment
2-1/4"	214EE	\$36.30	1-3/8"	10-025-138	\$36.30	1-1/2"	10-013-112	\$0.00
2-3/8"	238EE		1-1/2"	10-025-112		1-1/2"	10-013-112	
2-1/2"	212EE		1-1/2"	10-025-112		1-1/2"	10-013-112	
2-5/8"	258EE	\$598.00	1-3/4"	10-025 - XQ07-351-134	\$205.00	1-3/4"	10-013 - XQ03-494-134	\$205.00
2-3/4"	234EE		1-3/4"	10-025 - XQ07-351-134		1-3/4"	10-013 - XQ03-494-134	
2-7/8"	278EE		1-3/4"	10-025 - XQ07-351-134		1-3/4"	10-013 - XQ03-494-134	
3"	300EE		1-3/4"	10-025 - XQ07-351-134		1-3/4"	10-013 - XQ03-494-134	
3-1/8"	318EE		2"	10-025 - XQ07-351-200		2"	10-013 - XQ03-494-200	
3-1/4"	314EE		2"	10-025 - XQ07-351-200		2"	10-013 - XQ03-494-200	
3-3/8"	338EE		2"	10-025 - XQ07-351-200		2"	10-013 - XQ03-494-200	
3-1/2"	312EE		2"	10-025 - XQ07-351-200		2"	10-013 - XQ03-494-200	
3-5/8"	358EE		2-1/8"	10-025 - XQ07-351-218		2-1/8"	10-013 - XQ03-494-218	
3-3/4"	334EE		2-1/8"	10-025 - XQ07-351-218		2-1/8"	10-013 - XQ03-494-218	
3-7/8"	378EE	2-1/4"	10-025 - XQ07-351-214	2-1/4"	10-013 - XQ03-494-214			
4"	400EE	2-1/4"	10-025 - XQ07-351-214	2-1/4"	10-013 - XQ03-494-214			
4-1/8"	418EE	2-1/2"	10-025 - XQ07-351-212	2-3/8"	10-013 - XQ03-494-238			
4-1/4"	414EE	2-1/2"	10-025 - XQ07-351-212	2-1/2"	10-013 - XQ03-494-212			
4-3/8"	438EE	2-5/8"	10-025 - XQ07-351-258	2-1/2"	10-013 - XQ03-494-212			
4-1/2"	412EE	2-5/8"	10-025 - XQ07-351-258	2-1/2"	10-013 - XQ03-494-212			
4-5/8"	458EE	2-3/4"	10-025 - XQ07-351-234	2-5/8"	10-013 - XQ03-494-258			
4-3/4"	434EE	2-3/4"	10-025 - XQ07-351-234	2-3/4"	10-013 - XQ03-494-234			
4-7/8"	478EE	2-7/8"	10-025 - XQ07-351-278	2-3/4"	10-013 - XQ03-494-234			
5"	500EE	2-7/8"	10-025 - XQ07-351-278	2-7/8"	10-013 - XQ03-494-278			
5-1/8"	518EE	3"	10-025 - XQ07-351-300	2-7/8"	10-013 - XQ03-494-278			
5-1/4"	514EE	3"	10-025 - XQ07-351-300	3"	10-013 - XQ03-494-300			
5-3/8"	538EE	3-1/8"	10-025 - XQ07-351-318	3"	10-013 - XQ03-494-300			
5-1/2"	512EE	3-1/8"	10-025 - XQ07-351-318	3-1/8"	10-013 - XQ03-494-318			
5-5/8"	558EE	3-1/4"	10-025 - XQ07-351-314	3-1/8"	10-013 - XQ03-494-318			
5-3/4"	534EE	3-1/4"	10-025 - XQ07-351-314	3-1/4"	10-013 - XQ03-494-314			
5-7/8"	578EE	3-3/8"	10-025 - XQ07-351-338	3-1/4"	10-013 - XQ03-494-314			
6"	600EE	3-3/8"	10-025 - XQ07-351-338	3-3/8"	10-013 - XQ03-494-318			

When configuring extended chassis locks for a less strike option the product needs to be ordered via LLL in the strike field.

Ordering example ("XQ" strike not used):

- 1) ND10 ATH 626 13-248 10-025 238 EE 112
- 2) ND10 ATH 626 13-248 LLL 238 EE

Pricing example:

- 1) \$557 (lock price) + \$598 (chassis adj.) + \$36.30 (strike adj.)
- 2) \$557 (lock price) + \$598 (chassis adj.) - \$19.40 (LLL strike)

COMPLETE LOCKS DOOR DIMENSIONS

EXTENDED OUTSIDE (EO) FOR RHR/LHR EXTENDED INSIDE (EI) FOR RH/LH								
Door thickness	Specify	Chassis price adjustment	10-025 ANSI strike options			10-013 T-strike options		
			Strike lip length	Strike part number	Price adjustment	Strike lip length	Strike part number	Price adjustment
2"	200EO or EI	\$302.00	1-3/8"	10-025-138	\$36.30	1-1/2"	10-013-112	\$0.00
2-1/8"	218EO or EI		1-3/8"	10-025-138		1-1/2"	10-013-112	
2-1/4"	214EO or EI		1-5/8"	10-025 - XQ07-351-158	\$205.00	1-5/8"	10-013 - XQ03-494-158	\$205.00
2-3/8"	238EO or EI		1-3/4"	10-025 - XQ07-351-134		1-3/4"	10-013 - XQ03-494-134	
2-1/2"	212EO or EI		1-7/8"	10-025 - XQ07-351-178		1-7/8"	10-013 - XQ03-494-178	
2-5/8"	258EO or EI		2"	10-025 - XQ07-351-200		2"	10-013 - XQ03-494-200	
2-3/4"	234EO or EI		2-1/8"	10-025 - XQ07-351-218		2-1/8"	10-013 - XQ03-494-218	
2-7/8"	278EO or EI		2-1/4"	10-025 - XQ07-351-214		2-1/4"	10-013 - XQ03-494-214	
3"	300EO or EI		2-3/8"	10-025 - XQ07-351-238		2-3/8"	10-013 - XQ03-494-238	
3-1/8"	318EO or EI		2-1/2"	10-025 - XQ07-351-212		2-1/2"	10-013 - XQ03-494-212	
3-1/4"	314EO or EI		2-5/8"	10-025 - XQ07-351-258		2-5/8"	10-013 - XQ03-494-258	
3-3/8"	338EO or EI		2-3/4"	10-025 - XQ07-351-234		2-3/4"	10-013 - XQ03-494-234	
3-1/2"	312EO or EI		2-7/8"	10-025 - XQ07-351-278		2-7/8"	10-013 - XQ03-494-278	
3-5/8"	358EO or EI		3"	10-025 - XQ07-351-300		3"	10-013 - XQ03-494-300	
3-3/4"	334EO or EI		3-1/8"	10-025 - XQ07-351-318		3-1/8"	10-013 - XQ03-494-318	
3-7/8"	378EO or EI		3-1/4"	10-025 - XQ07-351-314		3-1/4"	10-013 - XQ03-494-314	
4"	400EO or EI		3-3/8"	10-025 - XQ07-351-338		3-3/8"	10-013 - XQ03-494-338	
4-1/8"	418EO or EI		3-1/2"	10-025 - XQ07-351-312		3-1/2"	10-013 - XQ03-494-312	
4-1/4"	414EO or EI		3-5/8"	10-025 - XQ07-351-358		3-5/8"	10-013 - XQ03-494-358	
4-3/8"	438EO or EI		3-3/4"	10-025 - XQ07-351-334		3-3/4"	10-013 - XQ03-494-334	
4-1/2"	412EO or EI	3-7/8"	10-025 - XQ07-351-378	3-7/8"		10-013 - XQ03-494-378		
4-5/8"	458EO or EI	4"	10-025 - XQ07-351-400	4"		10-013 - XQ03-494-400		
4-3/4"	434EO or EI	4-1/8"	10-025 - XQ07-351-418	4-1/8"	10-013 - XQ03-494-418			
4-7/8"	478EO or EI	4-1/4"	10-025 - XQ07-351-414	4-1/4"	10-013 - XQ03-494-414			
5"	500EO or EI	4-3/8"	10-025 - XQ07-351-438	4-3/8"	10-013 - XQ03-494-438			
5-1/8"	518EO or EI	4-1/2"	10-025 - XQ07-351-412	4-1/2"	10-013 - XQ03-494-412			
5-1/4"	514EO or EI	4-5/8"	10-025 - XQ07-351-458	4-5/8"	10-013 - XQ03-494-458			
5-3/8"	538EO or EI	4-3/4"	10-025 - XQ07-351-434	4-3/4"	10-013 - XQ03-494-434			
5-1/2"	512EO or EI	4-7/8"	10-025 - XQ07-351-478	4-7/8"	10-013 - XQ03-494-478			
5-5/8"	558EO or EI	5"	10-025 - XQ07-351-500	5"	10-013 - XQ03-494-500			
5-3/4"	534EO or EI	5-1/8"	10-025 - XQ07-351-518	5-1/8"	10-013 - XQ03-494-518			
5-7/8"	578EO or EI	5-1/4"	10-025 - XQ07-351-514	5-1/4"	10-013 - XQ03-494-514			
6"	600EO or EI	5-3/8"	10-025 - XQ07-351-538	5-3/8"	10-013 - XQ03-494-538			

When configuring extended chassis locks for a less strike options the product needs to be ordered via LLL in the strike field.

Ordering example ("XQ" strike used):

- 1) ND70 RHO 626 13-247 10-025 234 EI 218
- 2) ND70 RHO 626 13-247 LLL 234 EI

Pricing example:

- 1) \$759 (lock price) + \$302 (chassis adj.) + \$205 (strike adj.)
- 2) \$759 (lock price) + \$302 (chassis adj.) - \$19.40 (LLL strike)



COMPLETE LOCKS DOOR DIMENSIONS

A SERIES

ALX SERIES

ND SERIES

EXTENDED OUTSIDE (EO) FOR RH/LH EXTENDED INSIDE (EI) FOR RHR/LHR								
Door thickness	Specify	Chassis price adjustment	10-025 ANSI strike options			10-013 T-strike options		
			Strike lip length	Strike part number	Price adjustment	Strike lip length	Strike part number	Price adjustment
2-1/8"	218EO or EI	\$302.00	1-3/16"	10-025	\$0.00	1-1/8"	10-013	\$0.00
2-1/4"	214EO or EI		1-3/16"	10-025		1-1/8"	10-013	
2-3/8"	238EO or EI		1-3/16"	10-025		1-1/8"	10-013	
2-1/2"	212EO or EI		1-3/16"	10-025		1-1/8"	10-013	
2-5/8"	258EO or EI		1-3/16"	10-025		1-1/8"	10-013	
2-3/4"	234EO or EI		1-3/16"	10-025		1-1/8"	10-013	
2-7/8"	278EO or EI		1-3/16"	10-025		1-1/8"	10-013	
3"	300EO or EI		1-3/16"	10-025		1-1/8"	10-013	
3-1/8"	318EO or EI		1-3/16"	10-025		1-1/8"	10-013	
3-1/4"	314EO or EI		1-3/16"	10-025		1-1/8"	10-013	
3-3/8"	338EO or EI		1-3/16"	10-025		1-1/8"	10-013	
3-1/2"	312EO or EI		1-3/16"	10-025		1-1/8"	10-013	
3-5/8"	358EO or EI		1-3/16"	10-025		1-1/8"	10-013	
3-3/4"	334EO or EI		1-3/16"	10-025		1-1/8"	10-013	
3-7/8"	378EO or EI		1-3/16"	10-025		1-1/8"	10-013	
4"	400EO or EI		1-3/16"	10-025		1-1/8"	10-013	
4-1/8"	418EO or EI		1-3/16"	10-025		1-1/8"	10-013	
4-1/4"	414EO or EI		1-3/16"	10-025		1-1/8"	10-013	
4-3/8"	438EO or EI		1-3/16"	10-025		1-1/8"	10-013	
4-1/2"	412EO or EI		1-3/16"	10-025		1-1/8"	10-013	
4-5/8"	458EO or EI		1-3/16"	10-025		1-1/8"	10-013	
4-3/4"	434EO or EI		1-3/16"	10-025		1-1/8"	10-013	
4-7/8"	478EO or EI		1-3/16"	10-025		1-1/8"	10-013	
5"	500EO or EI		1-3/16"	10-025		1-1/8"	10-013	
5-1/8"	518EO or EI		1-3/16"	10-025		1-1/8"	10-013	
5-1/4"	514EO or EI		1-3/16"	10-025		1-1/8"	10-013	
5-3/8"	538EO or EI		1-3/16"	10-025		1-1/8"	10-013	
5-1/2"	512EO or EI		1-3/16"	10-025		1-1/8"	10-013	
5-5/8"	558EO or EI		1-3/16"	10-025		1-1/8"	10-013	
5-3/4"	534EO or EI		1-3/16"	10-025		1-1/8"	10-013	
5-7/8"	578EO or EI	1-3/16"	10-025	1-1/8"	10-013			
6"	600EO or EI	1-3/16"	10-025	1-1/8"	10-013			

When configuring extended chassis locks for a standard strike or simply a less strike options the product needs to be ordered via LLL in the strike field. If needed the standard strikes must be ordered on a separate line.

Ordering example (when standard strike is needed):

- 1) ND80 LAT 626 13-247 LLL 312 EO
- 2) 10-025

Pricing example:

- 1) \$759 (lock price) + \$302 (chassis adj.) - \$19.40 (LLL strike)
- 2) \$19.40

COMPLETE LOCKS

OPTIONS

LATCH EXTENSION			
Description	Specify	Price adjustment	
5" - Backset extension link - requires reinforcement when used in hollow metal door applications; backset link must be used with 2-3/4" backset latches	43-005	\$42.30	
BOX FOR ANSI STRIKE			
Description	Specify	Price adjustment	
Plastic dust box for ANSI strike - finish not required	K510-066	\$0.00	
PACK CYLINDERS LOOSE			
Description	Specify	Price adjustment	
Pack cylinders loose in box	PCL	\$0.00	
INDICATOR ROSE			
<ul style="list-style-type: none"> ▪ Intended for the inside rose on double cylinder applications ▪ Available in 626 only - other finishes receive a standard rose ▪ 75 and 95 - Standard option - Lock adjustment does not apply; standard rose is available ▪ 60 and 93 - Optional - Lock adjustment does apply 			
Available for functions	Description	Specify	Price adjustment
ND60, ND93	Indicator Rose - Rhodes	XN12-035	\$31.00
ND60, ND93	Indicator Rose - Omega	XN12-045	\$31.00
BREAK-AWAY LEVER			
EXTERIOR LEVERS			
Available for functions	Description	Specify	Price adjustment
ND12, ND12EL/EU, ND30, ND50, ND53, ND60, ND60 with XN12-001, ND66, ND70, ND72, ND73, ND75, ND80, ND80EL/EU, ND82, ND91, ND92, ND93, ND94, ND95, ND96, ND96EL/EU, ND97	Break-away lever, Rhodes KIL (P, L, C, Z)	XN13-052 ☒	\$449.00
	Break-away lever - Rhodes FSIC (R, J, T)	XN13-054 ☒	\$449.00
	Break-away lever - Rhodes SFIC (B, BDC, G, H)	XN13-053 ☒	\$449.00
	Break-away lever - Rhodes Closed	XN13-145 ☒	\$449.00
INTERIOR LEVERS			
Lock(s) are ordered Less lever for the interior lever and break-away lever(s) are ordered separately.			
Available for functions	Description	Specify	Price adjustment
ND66, ND70X80, ND72, ND82	Break-away lever, Rhodes KIL (P, L, C, Z)	XN13-052 ☒	\$449.00
	Break-away lever - Rhodes FSIC (R, J, T)	XN13-054 ☒	\$449.00
	Break-away lever - Rhodes SFIC (B, BDC, G, H)	XN13-053 ☒	\$449.00
	Break-away lever - Rhodes Closed	XN13-145 ☒	\$449.00

☒ Extended lead time



COMPLETE LOCKS

OPTIONS

SPECIAL OPTIONS			
Description		Specify	Price adjustment
Lead lining (not available on ND25, ND25x70, ND25x80, ND30, ND45, ND60, ND70x80, ND72 and ND170 functions)		XN12-307	\$811.00
SCREW OPTIONS			
Description		Specify	Price adjustment
Standard screws		SCRSTD	\$0.00
Tamper resistant Torx® screws for latch and strike		TORX	\$27.30
REQUEST TO EXIT			
Available for functions	Description	Specify	Price adjustment
ND10, ND12, ND12EL/EU, ND80, ND80EL/EU, ND96, & ND96EL/EU	Request to Exit. Ready to be used in a Normally Open or Normally Closed application.	RX	\$89.30
ND10, ND12, ND12EL/EU, ND80, ND80EL/EU, ND96, & ND96EL/EU	Adding Allegion Connect to RX product	CON	\$0.00
BUY AMERICA ACT			
Buy America Act Compliant		BAA	\$25.00

ⓘ Extended lead time

COMPLETE LOCKS

LESS COMPONENTS

Deductions are applied to complete lock prices. When requesting a product "Less (LLL)" any attribute, the entire detailed ACN must be provided. Less lock components not available for HSLR trim.

LOCKS LESS COMPONENTS		
Description	Specify	Price adjustment
Less each lever	LLL	-\$28.10
Less each rose or turn	LLL	-\$11.90
Less spring latch	LLL	-\$111.00

LOCKS LESS COMPONENTS		
Description	Specify	Price adjustment
Less deadlatch	LLL	-\$111.00
Less strike	LLL	-\$19.40

A SERIES

ALX SERIES

ND SERIES

COMPLETE LOCKS

KEYING

Specify on order only if requesting an option other than the default. Control keys are not furnished with locks and must be purchased separately. See [Keys section](#) at the back of this book.

For complete details on cylinders, tailpieces, keying and keys, see the [Cylinders](#) and [Keys](#) sections at the back of this book.

KEYING		Default	Optional	Default	Optional	Default	Optional	Default	Optional	Default	Optional	Default	Optional
Specify	Description	P6	P	Z	R	T	M	G	H				
KD	Keyed different	▪		▪					▪				
KA-OBIT	Keyed alike 0 bitted		▪		▪								
KA-IBIT	Keyed alike 1 bitted								▪				
KAGRP	Keyed alike by group		▪		▪								
KAQTY	Keyed alike by qty		▪		▪								
KEYSPECIFIC	Keyed alike to specific combination		▪		▪								
MK	Master keyed		▪		▪	▪			▪		▪		
SPLIT	Split key construction keyed		▪										
RCK	Lost ball construction keyed				▪								
RMK	Residential master keyed				▪								
RCK/RMK	Lost ball construction keyed and res. master keyed				▪								
ICC	FSIC construction keyed, (default)								▪				
ICA	FSIC construction keyed, (if specified)									▪			
ICB	FSIC construction keyed, (if specified)										▪		
BRN	SFIC construction keyed, Brown (default)												▪
GRN	SFIC construction keyed, Green (if specified)												▪

KEYWAY		Default keyway		P6	P	Z	R	T	M	G	H
Specify keyway	Keyway family	Non-masterkeyed	Masterkeyed								
		[]	Everest 29 S (Open) Default if not specified	S123	S145	▪			▪		
[]	Obverse (Open)	C	E	▪	▪		▪	▪			
[]	Everest C (Open)	C123	C145	▪			▪				
[]	Everest D (Restricted)	D123	D145	▪			▪				
[]	Everest 29 T (Restricted)	T123	T145	▪			▪				
[]	Quad (Restricted)	Customer directed		▪			▪				
[]	Numbered (Restricted)	Customer directed		▪			▪				
[]	Reverse (Restricted)	Customer directed		▪			▪				
[]	Everest B (Restricted)	N/A	B125			▪			▪	▪	
[]	Everest 29 R (Restricted)	N/A	R125			▪			▪	▪	
[]	Best	A	N/A								▪

For a complete list of keying related charges, see the [Cylinders](#) and [Keys](#) sections at the back of this book.
Keys must be ordered separately for all construction keyed options.



A SERIES

ALX SERIES

ND SERIES

this page intentionally blank

UPGRADE KITS

SCHOOL UPGRADE KITS

CLASSROOM TO CORRIDOR				
Description	Specify			Price
	Part number	Lever design	Finish	
Kit, ND70 to 73 conversion	40-300	.[Lever]	.[Finish]	\$131.00
Kit, ND94 to 97 conversion	40-309	.[Lever]	.[Finish]	\$199.00
CLASSROOM TO CLASSROOM SECURITY				
Description	Specify			Price
	Part number	Lever design	Finish	
Kit, ND70 to 75 conversion, KIL	40-301	.[Lever]	.[Finish]	\$278.00
Kit, ND70 to 75 conversion, FSIC	40-302	.[Lever]	.[Finish]	\$278.00
Kit, ND70/60 to 75 conversion, SFIC	40-303	.[Lever]	.[Finish]	\$278.00
Kit, ND70 to 75 conversion, KIL SAR	40-304 [ⓧ]	.[Lever]	.[Finish]	\$278.00
Kit, ND70 to 75 conversion, FSIC SAR	40-305 [ⓧ]	.[Lever]	.[Finish]	\$278.00
Kit, ND70 to 75 conversion, FSIC YA6	40-306 [ⓧ]	.[Lever]	.[Finish]	\$278.00
Kit, ND70 to 75 conversion, FSIC CO6	40-307 [ⓧ]	.[Lever]	.[Finish]	\$278.00
Kit, ND94 to 95 conversion, KIL	40-310	.[Lever]	.[Finish]	\$346.00
Kit, ND94 to 95 conversion, FSIC	40-311	.[Lever]	.[Finish]	\$346.00
Kit, ND94/93 to 95 conversion, SFIC	40-312	.[Lever]	.[Finish]	\$346.00
Kit, ND94 to 95 conversion, KIL SAR	40-313 [ⓧ]	.[Lever]	.[Finish]	\$346.00
Kit, ND94 to 95 conversion, FSIC SAR	40-314 [ⓧ]	.[Lever]	.[Finish]	\$346.00
Kit, ND94 to 95 conversion, FSIC YA6	40-315 [ⓧ]	.[Lever]	.[Finish]	\$346.00
Kit, ND94 to 95 conversion, FSIC CO6	40-316 [ⓧ]	.[Lever]	.[Finish]	\$346.00
VESTIBULE TO CLASSROOM SECURITY				
Description	Specify			Price
	Part number	Lever design	Finish	
Kit, ND60 to 75 conversion	40-308	.[Lever]	.[Finish]	\$171.00
Kit, ND70/60 to 75 conversion, SFIC	40-303	.[Lever]	.[Finish]	\$278.00
Kit, ND93 to 95 conversion	40-317	.[Lever]	.[Finish]	\$238.00
Kit, ND94/93 to 95 conversion, SFIC	40-312	.[Lever]	.[Finish]	\$346.00

[ⓧ] Extended lead time

UPGRADE KITS

SCHOOL UPGRADE KITS

CLASSROOM/CLASSROOM SECURITY TO ENTRANCE/STOREROOM				
Description	Specify			Price
Kit, ND70, ND94 to ND50 conversion	40-325	.[Lever]	.[Finish]	\$131.00
Kit, ND75, ND95 to ND50 conversion	40-326	.[Lever]	.[Finish]	\$131.00
Kit, ND70, 94 to ND80 conversion	40-327	.[Lever]	.[Finish]	\$131.00
Kit, ND75, ND95 to ND80 conversion	40-329	.[Lever]	.[Finish]	\$131.00
Kit, ND70, ND94 to ND91 conversion	40-332	.[Lever]	.[Finish]	\$199.00
Kit, ND75, ND95 to ND91 conversion	40-330	.[Lever]	.[Finish]	\$199.00
Kit, ND70, ND94 to ND96 conversion	40-328	.[Lever]	.[Finish]	\$199.00
Kit, ND75, ND95 to ND96 conversion	40-331	.[Lever]	.[Finish]	\$199.00

⚠ Extended lead time

A SERIES

ALX SERIES

ND SERIES

PARTS

LEVERS	Available finishes														
	605	606	609	612	613	619	622	625	626	629	630	643e	626AM	630AM	
	▪	▪	N/A	▪	▪	▪	▪	▪	▪	N/A	N/A	▪	▪	N/A	
PRODUCTS AFTER FEBRUARY 2017															
Description	Specify			Price each											
	Part number	Lever design	Finish												
Lever - Closed; ATH, RHO, SPA, TLR, OME	03-230	.[Lever]	.[Finish]	\$174.00											
Lever - Closed, BRK	47258044	-	.[Finish]	\$174.00											
Tactile lever - Closed; BRK	47260554	-	.[Finish]	\$233.00											
Lever - Closed; BRW	47258043	-	.[Finish]	\$174.00											
Tactile lever - Closed; BRW	47260553	-	.[Finish]	\$233.00											
Lever - Closed; LAT	47258045	-	.[Finish]	\$174.00											
Tactile lever - Closed; LAT	47260555	-	.[Finish]	\$233.00											
Lever - Closed; LON	47258046	-	.[Finish]	\$174.00											
Tactile lever - Closed; LON	47260556	-	.[Finish]	\$233.00											
Lever - Push or Push & Turn Button; ATH, RHO, SPA, TLR, OME	03-233	.[Lever]	.[Finish]	\$174.00											
Lever - Push or Push & Turn Button; BRK	47258056	-	.[Finish]	\$174.00											
Tactile lever - Push or Push & Turn Button; BRK	47260542	-	.[Finish]	\$233.00											
Lever - Push or Push & Turn Button; BRW	47258055	-	.[Finish]	\$174.00											
Tactile lever - Push or Push & Turn Button; BRW	47260541	-	.[Finish]	\$233.00											
Lever - Push or Push & Turn Button; LAT	47258057	-	.[Finish]	\$174.00											
Tactile lever - Push or Push & Turn Button; LAT	47260543	-	.[Finish]	\$233.00											
Lever - Push or Push & Turn Button; LON	47258058	-	.[Finish]	\$174.00											
Tactile lever - Push or Push & Turn Button; LON	47260544	-	.[Finish]	\$233.00											
Lever - Cylinder - Schlage KIL (P, L, C, Z); ATH, RHO, SPA, TLR, OME	03-231	.[Lever]	.[Finish]	\$174.00											
Lever - Cylinder - Schlage KIL (P, L, C, Z); BRK	47258048	-	.[Finish]	\$174.00											
Tactile lever - Cylinder - Schlage KIL (P, L, C, Z); BRK	47260550	-	.[Finish]	\$233.00											
Lever - Cylinder - Schlage KIL (P, L, C, Z); BRW	47258047	-	.[Finish]	\$174.00											
Tactile lever - Cylinder - Schlage KIL (P, L, C, Z); BRW	47260549	-	.[Finish]	\$233.00											
Lever - Cylinder - Schlage KIL (P, L, C, Z); LAT	47258049	-	.[Finish]	\$174.00											
Tactile lever - Cylinder - Schlage KIL (P, L, C, Z); LAT	47260551	-	.[Finish]	\$233.00											
Lever - Cylinder - Schlage KIL (P, L, C, Z); LON	47258050	-	.[Finish]	\$174.00											
Tactile lever - Cylinder - Schlage KIL (P, L, C, Z); LON	47260552	-	.[Finish]	\$233.00											
Lever - Cylinder - Schlage FSIC (R, J, T); ATH, RHO, SPA, TLR, OME	03-232	.[Lever]	.[Finish]	\$174.00											
Lever - Cylinder - Schlage FSIC (R, J, T); BRK	47258052	-	.[Finish]	\$174.00											
Tactile lever - Cylinder - Schlage FSIC (R, J, T); BRK	47260546	-	.[Finish]	\$233.00											
Lever - Cylinder - Schlage FSIC (R, J, T); BRW	47258051	-	.[Finish]	\$174.00											
Tactile lever - Cylinder - Schlage FSIC (R, J, T); BRW	47260545	-	.[Finish]	\$233.00											
Lever - Cylinder - Schlage FSIC (R, J, T); LAT	47258053	-	.[Finish]	\$174.00											
Tactile lever - Cylinder - Schlage FSIC (R, J, T); LAT	47260547	-	.[Finish]	\$233.00											
Lever - Cylinder - Schlage FSIC (R, J, T); LON	47258054	-	.[Finish]	\$174.00											
Tactile lever - Cylinder - Schlage FSIC (R, J, T); LON	47260548	-	.[Finish]	\$233.00											
Lever - Cylinder - Schlage SFIC (B, BDC, G, H); ATH, RHO, SPA, TLR, OME	03-200	.[Lever]	.[Finish]	\$174.00											
Lever - Cylinder - Schlage SFIC (B, BDC, G, H); BRK	47258040	-	.[Finish]	\$174.00											
Lever - Cylinder - Schlage SFIC (B, BDC, G, H); BRW	47258039	-	.[Finish]	\$174.00											

PARTS

LEVERS	Available finishes														
	605	606	609	612	613	619	622	625	626	629	630	643e	626AM	630AM	
	▪	▪	N/A	▪	▪	▪	▪	▪	▪	N/A	N/A	▪	▪	N/A	

PRODUCTS AFTER FEBRUARY 2017				
Description	Specify			Price each
	Part number	Lever design	Finish	
Lever - Cylinder - Schlage SFIC (B, BDC, G, H); LAT	47258041	-	.[Finish]	\$174.00
Lever - Cylinder - Schlage SFIC (B, BDC, G, H); LON	47258042	-	.[Finish]	\$174.00
Tactile lever - Cylinder - Schlage SFIC (B, BDC, G, H); BRK	47260538	-	.[Finish]	\$233.00
Tactile lever - Cylinder - Schlage SFIC (B, BDC, G, H); BRW	47260537	-	.[Finish]	\$233.00
Tactile lever - Cylinder - Schlage SFIC (B, BDC, G, H); LAT	47260539	-	.[Finish]	\$233.00
Tactile lever - Cylinder - Schlage SFIC (B, BDC, G, H); LON	47260540	-	.[Finish]	\$233.00
Lever - Cylinder - CR KIL (L-CO); ATH, RHO, SPA, TLR	03-234	.[Lever]	.[Finish]	\$321.00
Lever - Cylinder - CR FSIC (J-CO6); ATH, RHO, SPA, TLR	03-266	.[Lever]	.[Finish]	\$321.00
Lever - Cylinder - CR 7-pin FSIC (J-CO7); RHO	03-235	-	.[Finish]	\$321.00
Lever - Cylinder - Medeco 31 (J-YA6); ATH, RHO, SPA, TLR	03-255	.[Lever]	.[Finish]	\$321.00
Lever - Cylinder - Medeco 32 (J-ME); ATH, RHO, SPA, TLR	03-237	.[Lever]	.[Finish]	\$321.00
Lever - Cylinder - Sargent KIL (L-SA); ATH, RHO, SPA, TLR	03-244	.[Lever]	.[Finish]	\$321.00
Lever - Cylinder - Sargent FSIC (J-SA); ATH, RHO, SPA, TLR	03-277	.[Lever]	.[Finish]	\$321.00
Lever - Cylinder - Yale FSIC (J-YA6); ATH, RHO, SPA, TLR	03-255	.[Lever]	.[Finish]	\$321.00
Lever - Cylinder - Yale 7-pin FSIC (J-YA7); RHO	03-236	-	.[Finish]	\$321.00

SPRING CAGES		
PRODUCTS AFTER FEBRUARY 2017		
Description	Specify	Price each
Springcage & Lever Catch Assembly - Outside Standard (P, L, C, Z, R, J, T, B, BDC, G, H, L-SAR, L-CO, J-CO6, J-SA, J-CO7)	N523-218	\$88.60
Springcage & Lever Catch Assembly - Inside with Cylinder (P, L, C, Z, R, J, T, B, BDC, G, H, L-SA, L-CO, J-CO6, J-SA, J-CO7)	N523-222	\$88.60
Springcage & Lever Catch Assembly - Outside Competitor Cores (J-YA6, J-YA7, J-ME)	N523-224	\$184.00
Springcage & Lever Catch Assembly - Inside Competitor Cores (J-YA6, J-YA7, J-ME)	N523-225	\$184.00
Springcage & Lever Catch Assembly - Inside Less Cylinder	N523-221	\$62.30
Springcage & Lever Catch Assembly - Dummy Function	N523-223	\$152.00

PARTS

Description	Available finishes													Price each	
	605	606	609	612	613	619	622	625	626	629	630	643e	626AM		630AM
	▪	▪	N/A	▪	▪	▪	▪	▪	▪	N/A	N/A	▪	N/A		N/A
CONVERSION KITS All kits will contain a spring cage and lever. Some kits will contain a button or tailpiece. Kits are limited to previously offered product - KIL, FSIC, SFIC, L-SAR, J-SAR, J-CO6, J-YA6															
	Specify														
	Part number	Function	Lever	Finish	Core (if applicable)										
Outside Spring Cage / Lever Conversion Kit	40-400	.[Function]	.[Lever]	.[Finish]	.[Core]							\$282.00			
Inside Spring Cage / Lever Conversion Kit	40-600	.[Function]	.[Lever]	.[Finish]	.[Core]							\$282.00			

Description	Available finishes													Price each	
	605	606	609	612	613	619	622	625	626	629	630	643e	626AM		630AM
	▪	▪	N/A	▪	▪	▪	▪	▪	▪	N/A	N/A	▪	N/A		N/A
ROSES															
	Specify														
	Part number	Rose design	Finish												
Outside / Inside Rose - RHO OME	03-042	.[Design]	.[Finish]											\$132.00	
Blank Plate, ND25 (not available in 626AM)	N523-002	-	.[Finish]											\$135.00	
Indicator Rose - Rhodes (626 Only)	XN12-035	-	-											\$163.00	
Indicator Rose - Omega (626 Only)	XN12-045	-	-											\$163.00	

Description	Available finishes													Price each	
	605	606	609	612	613	619	622	625	626	629	630	643e	626AM		630AM
	▪	▪	N/A	▪	▪	▪	▪	▪	▪	N/A	N/A	▪	N/A		N/A
BUTTONS/PLUNGER ASSEMBLIES															
PRODUCTS AFTER FEBRUARY 2017 Plunger assemblies will support both new (smaller dia.) and old (larger dia.) buttons															
	Specify														
	Part number	Finish													
Emergency Button and Plunger (ND40 outside)	N123-034	.[Finish]												\$89.10	
Emergency Turn Button and Plunger (ND44 outside)	N123-084	.[Finish]												\$166.00	
Button - Push (ND30, ND40, ND44, ND50, ND73, ND91, ND97)	N523-209	.[Finish]												\$12.50	
Button - Push & Turn Button (ND53, ND92)	N523-210	.[Finish]												\$23.90	
Button - Push (ND85)	N523-211	.[Finish]												\$14.30	
Push and Turn Plunger Bar (ND53, ND91)	N123-085	-												\$16.00	
Push Button Plunger Bar (ND30, ND40, ND44, ND50, ND73, ND91, ND97)	N123-086	-												\$17.60	
Push Button Plunger Bar (ND85)	N123-087	-												\$15.60	

PARTS

LATCHES / RELATED COMPONENTS	Available finishes													
	605	606	609	612	613	619	622	625	626	629	630	643e	626AM	630AM
	▪	▪	N/A	▪	▪	▪	▪	▪	▪	N/A	N/A	▪	N/A	N/A
SPRING LATCH														
Description	Specify		Price each											
	Part number	Finish												
2-3/4" - Square corner, 1-1/8" x 2-1/4"	13-248	.[Finish]	\$111.00											
3-3/4" - Square corner, 1-1/8" x 2-1/4"	14-010	.[Finish]	\$136.00											
DEADLATCH														
Description	Specify		Price each											
	Part number	Finish												
2-3/8" - Square corner, 1-1/8" x 2-1/4"	14-047	.[Finish]	\$71.70											
2-3/8" - Square corner, 1" x 2-1/4"	14-048	.[Finish]	\$71.70											
2-3/4" - Square corner, 1-1/8" x 2-1/4"	13-247	.[Finish]	\$111.00											
2-3/4" - Anti-friction Fire Door Latch 1" Square corner, 1-1/8" x 2-1/4", 3/4" Throw	14-042	.[Finish]	\$458.00											
3-3/4" - Square corner, 1-1/8" x 2-1/4"	14-028	.[Finish]	\$136.00											
5" - Backset extension link - requires reinforcement when used in hollow metal door applications; backset link must be used with 2-3/4" backset latches	43-005	-	\$42.30											
Rabbeted latch and strike kit - adapts square corner latches and 2-3/4" high square corner strikes to 1/2" rabbeted door and frame preparations. (Available in 626 and 605)	39-030	.[Finish]	\$74.10											

STRIKES	Available finishes													
	605	606	609	612	613	619	622	625	626	629	630	643e	626AM	630AM
	▪	▪	N/A	▪	▪	▪	▪	▪	▪	N/A	N/A	▪	N/A	N/A
Description	Specify		Price each											
	Part number	Finish												
1-1/8" - Square corner, T-strike, box, 1-1/8" x 2-3/4"	10-013-118	.[Finish]	\$19.40											
1-1/2" - Square corner, T-strike, box, 1-1/8" x 2-3/4"	10-013-112	.[Finish]	\$19.40											
1-1/8" - Square corner, T-strike, deep box, 1-1/8" x 2-3/4" 1-1/8" ; Use with fire door latch	10-016	.[Finish]	\$19.40											
1-3/16" - ANSI, no box, 1-1/4" x 4-7/8"	10-025-1316	.[Finish]	\$19.40											
1-3/8" - ANSI, no box, 1-1/4" x 4-7/8"	10-025-138	.[Finish]	\$55.70											
1-1/2" - ANSI, no box, 1-1/4" x 4-7/8"	10-025-112	.[Finish]	\$55.70											
Box for ANSI strike	K510-066	-	\$8.60											

CHASSIS KITS				
Function	Function description	Part description	Specify	Price each
ND10	Passage latch	24088254 ND10 Chassis only	S00031721271-KIT	\$120.00
ND10 RX	Passage latch	24088429 ND10RX Chassis only	S00031769709-KIT	\$243.00
ND12	Exit lock	24088262 ND12/80 Chassis only	S00031721363-KIT	\$135.00
ND12EL	Electrically locked exit lock	63-180 ND12/80EL Chassis only	S00033868134-KIT	\$541.00
ND12EL RX	Electrically locked exit lock	63-184 ND12/80EL RX Chassis only	S00033868172-KIT	\$592.00
ND12EU	Electrically unlocked exit lock	63-181 ND12/80EU Chassis only	S00033868141-KIT	\$541.00

PARTS

CHASSIS KITS				
Function	Function description	Part description	Specify	Price each
ND12EU RX	Electrically unlocked exit lock	63-185 ND12/80EU RX Chassis only	S00033868189-KIT	\$592.00
ND25	Exit lock	24088296 ND25 Chassis only	S00031721394-KIT	\$76.70
ND25X70	Classroom exit lock	24088213 ND25X70 Chassis only	S00031720557-KIT	\$94.10
ND25X80	Storeroom exit lock	24088221 ND25X80 Chassis only	S00031720946-KIT	\$95.40
ND30	Patio lock	24088304 ND30/40/44 Chassis only	S00031733663-KIT	\$193.00
ND40	Bath/Bedroom privacy lock	24088304 ND30/40/44 Chassis only	S00031733663-KIT	\$193.00
ND44	Hospital privacy lock	24088304 ND30/40/44 Chassis only	S00031733663-KIT	\$193.00
ND45	Time out lock	24210718 ND45 Chassis only	S00031969024-KIT	\$132.00
ND50	Entrance/office lock	24088247 ND50/53 Chassis only	S00031721097-KIT	\$133.00
ND53	Entrance lock	24088247 ND50/53 Chassis only	S00031721097-KIT	\$133.00
ND60	Vestibule with closed outside lever	24088320 ND60/XN12-001 Chassis only	S00031733762-KIT	\$137.00
ND66	Store lock	24088338 ND66 Chassis only	S00031733793-KIT	\$302.00
ND70	Classroom lock	24088346 ND70 Chassis only	S00031733809-KIT	\$126.00
ND70X80	Classroom by storeroom lock	24088239 ND70X80 Chassis only	S00031720984-KIT	\$122.00
ND72	Communicating lock	24088197 ND72 XN12-002 Chassis only	S00031720328-KIT	\$119.00
ND73	Corridor lock	24088353 ND73 Chassis only	S00031733830-KIT	\$104.00
ND75	Classroom security lock	24088163 ND75 Chassis only	S00031719902-KIT	\$283.00
ND80	Storeroom lock	24088262 ND12/80 Chassis only	S00031721363-KIT	\$135.00
ND80EL	Electrically locked storeroom lock	63-180 ND12/80EL Chassis only	S00033868134-KIT	\$541.00
ND80EL RX	Electrically locked storeroom lock	63-184 ND12/80EL RX Chassis only	S00033868172-KIT	\$592.00
ND80EU	Electrically unlocked storeroom lock	63-181 ND12/80EU Chassis only	S00033868141-KIT	\$541.00
ND80EU RX	Electrically unlocked storeroom lock	63-185 ND12/80EU RX Chassis only	S00033868189-KIT	\$592.00
ND81	Accessible storeroom lock	47282775 ND81 chassis only	S00035893271-KIT	\$135.00
ND82	Institution lock	24088361 ND82 Chassis only	S00031733847-KIT	\$126.00
ND85	Faculty restroom lock	24088411 ND85 Chassis only	S00031733977-KIT	\$136.00
Vandlgard				
ND72	Communicating lock	24088209 ND72 XN12-003 Chassis only	S00031720458-KIT	\$188.00
ND91	Entrance/office lock	24088379 ND91/92 Chassis only	S00031733861-KIT	\$205.00
ND92	Entrance lock	24088379 ND91/92 Chassis only	S00031733861-KIT	\$205.00
ND93	Vestibule lock	24088387 ND93 Chassis only	S00031733878-KIT	\$211.00
ND94	Classroom lock	24088395 ND94 Chassis only	S00031733892-KIT	\$198.00
ND95	Classroom security lock	24088171 ND95 Chassis only	S00031720168-KIT	\$353.00
ND96	Storeroom lock	24088403 ND96 Chassis only	S00031733922-KIT	\$208.00
ND96EL	Electrically locked storeroom lock	63-182 ND96EL Chassis only	S00033868158-KIT	\$611.00
ND96EL RX	Electrically locked storeroom lock	63-186 ND96EL RX Chassis only	S00033868196-KIT	\$662.00
ND96EU	Electrically unlocked storeroom lock	63-183 ND96EU Chassis only	S00033868165-KIT	\$611.00
ND96EU RX	Electrically unlocked storeroom lock	63-187 ND96EU RX Chassis only	S00033868202-KIT	\$662.00
ND97	Corridor lock	24088189 ND97 Chassis only	S00031720281-KIT	\$176.00



PARTS

EXAMPLE:
ND10 PASSAGE LATCH
 Kit # S00031721271-KIT

INCLUDES

1	Slide spring	29	Slide	38	Spindles
6	Chassis screw	30	Slide clip	52	Gauge insert
23	Outside housing	37	Adjustment plate	53	Insert, inside hub
24	Inside hub				

KEYCAM ASSEMBLIES

Description	Specify	Price each
Electrified Keycam Assembly (Motor) - ND12EL/EU, ND80EL/EU, & ND96EL/EU	N223-066	\$45.10
Keycam Assembly ND40, ND44	N123-045	\$9.20
Keycam Assembly ND50, ND53, ND60	N123-007	\$21.60
Keycam Assembly ND73, ND70, ND72, ND25x70, ND70x80 Outside	N123-010	\$21.70
Keycam Assembly ND75, ND95 Inside	N123-059	\$94.80
Keycam Assembly ND82, ND12, ND80, ND25x80, ND70x80 Inside	N123-008	\$26.20
Keycam Assembly ND81	N123-094	\$26.20
Keycam Assembly ND85	N123-055	\$127.00
Keycam Assembly ND91, ND92, ND93	N123-011	\$29.60
Keycam Assembly ND94	N123-012	\$29.60
Keycam Assembly ND95 Outside	N123-098	\$127.00
Keycam Assembly ND96	N123-013	\$24.30
Keycam assembly ND97	N123-097	\$24.50
Cam pin for ND60 and ND93	N523-065	\$6.80
Cam for inside ND60 and ND93	N523-066	\$72.50
Keycam Assembly ND66 Outside and Inside, and ND75 Outside	N123-076	\$122.00

SLIDE / RELATED COMPONENTS

Description	Specify	Price each
Slide Spring	C503-019	\$8.50
Slide Catch Restoring	C604-187	\$9.40
Slide Catch Non-restoring	C604-188	\$9.40
Slide Catch Spring	C604-191	\$9.40
Slide Clip	N523-025	\$5.60
Slide (previous part number was N523-024)	N523-149	\$27.30

SPINDLES

Description	Specify	Price each
Outside Spindle	N523-013	\$15.40
Outside Electrified Spindle	N523-019	\$14.80
Inside Spindle	N523-177	\$4.90

ELECTRIFIED CHASSIS COMPONENTS

Description	Specify	Price each
Outside Electrified Housing	24088551	\$15.90
Inside Electrified Hub	N623-017	\$8.90
Motor Assembly Non-Vandlgard	N223-062	\$386.00
Motor Assembly Vandlgard	N223-063	\$426.00
Anti-rotation plate - RX product	N523-131	\$11.00
RX Switch	N523-194	\$77.90
RX Upgrade Kit	N123-062	\$89.40

PARTS

MISC. CHASSIS COMPONENTS		
Description	Specify	Price each
Plunger Spring (order in multiples of 50)	C503-331	\$0.18
Outside Housing	24088544	\$15.20
Inside Hub for all Non-electrified functions except the ND66 and ND82	24085037	\$6.70
Inside Hub for ND66 & ND82 Functions	24085060	\$6.70
Emergency cylinder for ND40 & ND44 functions	N523-020	\$7.00
Catch stop	N523-041	\$6.90
Adjustment Plate	N523-054	\$6.90
Anti-rotation plate	N523-055	\$6.90
Plunger Sleeve for ND60 and ND93	N523-063	\$5.00
Plunger for ND60 and ND93	N523-064	\$17.40
Plunger Bar for ND66	N523-067	\$5.00
Dummy Insert for ND170	N523-069	\$17.40
Chassis Assembly - exterior 170	47268754	\$62.00
Chassis Assembly - exterior 172	47268755	\$62.00
Chassis Assembly - interior 172	4728756	\$62.00

SPECIAL PARTS	Available finishes													
	605	606	609	612	613	619	622	625	626	629	630	643e	626AM	630AM
	▪	▪	N/A	▪	▪	▪	▪	▪	▪	N/A	N/A	▪	N/A	N/A
Description	Specify			Price each										
	Part number	Finish	Lip length											
10-013 Strike, 7/8" flat lip	XQ02-309	.[Finish]	.[Lip length]	\$51.70										
10-013 Strike, 1-5/8" – 6" lip	XQ03-494	.[Finish]	.[Lip length]	\$275.00										
10-013 Strike, 6-1/8" – 12" lip	XQ03-494	.[Finish]	.[Lip length]	\$275.00										
10-025 Strike, 7/8" flat lip	XQ07-351	.[Finish]	.[Lip length]	\$54.50										
10-025 Strike, lips thru 6" (except 7/8", 1-3/16", 3/8" and 1-1/2")	XQ07-351	.[Finish]	.[Lip length]	\$245.00										
Extension Links, used with 2-3/4" backset latch, range over 5" - 42"; not adjustable	XC03-069	-	-	\$969.00										
Chassis Spacer for 1-3/8" door (2 required)	XN12-012	.[Finish]		\$101.00										
Lever - Break-Away - Schlage KIL (P, L, C, Z); RHO	XN13-052	-	-	\$969.00										
Lever - Break-Away - Schlage FSIC (R, J, T); RHO	XN13-054	-	-	\$101.00										
Lever - Break-Away - Schlage SFIC (B, BDC, G, H); RHO	XN13-053	-	-	\$502.00										

HOLLOW METAL DOOR REINFORCEMENTS		
Description	Specify	Price each
Metal door reinforcer kit, fits both 7/8" and 1" diameter housings - Specify door thickness, includes A501-567 and A501-565 or A501-566	37-001	\$50.10
Latch Spacer – fits 1" diameter latch housing and 1-3/4" hollow metal doors (steel & aluminum)	24483760	\$6.90
Reinforcer for 1-3/8" thick non-reinforced metal doors. Fits both 7/8" and 1" diameter housings.	A501-565	\$25.20
Reinforcer for 1-3/4" thick non-reinforced metal doors. Fits both 7/8" and 1" diameter housings.	A501-566	\$25.20
3-1/2" Long latch housing sleeve used to reinforce joint between latch and backset link or to hold latch in metal doors	A501-567	\$15.80

PARTS

SCREWS PFH = Phillips flat head BH-HSD = Button Head - Hex Socket Drive				Available finishes													
				605	606	609	612	613	619	622	625	626	629	630	643e	626AM	630AM
				▪	▪	N/A	▪	▪	▪	▪	▪	▪	N/A	N/A	▪	N/A	N/A
Description	Door thickness	Type	Size	Specify		Price each											
				Part number	Finish												
ANSI strike	—	PFH Combo	12-24 x 1"	C603-256 ¹	.[Finish]	\$1.20											
Latch and strike	—	PFH Combo	#8 x 3/4"	C603-897 ¹	.[Finish]	\$1.10											
Spring cage screws	1-3/8" – 2"	PFH Machine	#10 x 32 x 2-1/8"	N523-021 ¹	-	\$2.60											
Motor assembly	—	PFH Combo	#4-40 X 3/16	N623-030	-	\$6.90											
RX switch	—	BH-HSD	#2-56 x 3/8"	N523-135	-	\$0.74											
Chassis to spring cage	—	PFH Combo	#8-32 X 1/4"	N523-240	-	\$0.72											
Chassis	—	PFH	#8-32 X 3/8"	L583-454	-	\$1.80											
ALX170 mounting surface	—	PFH Combo	12-24 x 1.5"	47262999	-	\$1.20											
ND172 through bolts	—	PFH Machine	10-32 UNF-2A with thread patch	47622270	-	\$2.60											

¹ Order in multiples of 100

SCREW PACKS				Available finishes													
				605	606	609	612	613	619	622	625	626	629	630	643e	626AM	630AM
				▪	▪	N/A	▪	▪	▪	▪	▪	▪	N/A	N/A	▪	N/A	N/A
Description	Contents	Specify		Price each													
		Part number	Finish														
170 through bolt assembly, 626 only		47262735	.[Finish]	\$18.60													
Latch and strike	(4) C603-897	B202-517	.[Finish]	\$10.50													
ANSI strike	(2) C603-256	C203-736	.[Finish]	\$8.40													
Mounting, all except ND170	(4) C603-897 (2) C603-256	(2) N523-021 (1) M504-271	N123-020 .[Finish]	\$11.20													

SCREW PACKS, TORX				Available finishes													
				605	606	609	612	613	619	622	625	626	629	630	643e	626AM	630AM
				▪	▪	N/A	▪	▪	▪	▪	▪	▪	N/A	N/A	▪	N/A	N/A
Description	Contents	Specify		Price each													
		Part number	Finish														
Latch and strike (T-15 installation tool included)	(4) C503-766 (T-15)	C203-311	.[Finish]	\$27.10													
Latch and ANSI strike (T-xx installation tool included)	(2) C503-766 (T-15) (2) L583-371 (T-20)	C203-312	.[Finish]	\$27.10													

TAILPIECES			
Cylinder format	Configured lock specification	Specify for sold separate	Price each
Schlage FSIC	R, M, T	N523-127	\$3.80
Schlage SFIC	G, H	N523-091	\$15.30
Sargent KIL	L-SA	09-060	\$15.30
Sargent FSIC	J-SA	09-063	\$15.30
Corbin Russwin KIL	L-CO	10-140	\$15.30

PARTS

TAILPIECES			
Cylinder format	Configured lock specification	Specify for sold separate	Price each
Corbin Russwin FSIC 6 pin	J-CO6	09-062	\$15.30
Corbin Russwin FSIC 7 pin	J-CO7	10-141	\$29.30
Yale FSIC 6 pin	J-YA6	09-061	\$15.30
Yale FSIC 7 pin	J-YA7	10-142	\$29.30
Medeco FSIC 6 pin	J-MED	10-143	\$30.70
SFIC driver and spacer	N/A	09-774	\$19.20
SFIC 6 pin body spacer	N/A	D500-000	\$2.20
Sargent XC SFIC	N/A	XN12-292	\$16.50

CYLINDERS AND KEYS

Cylinders and keys sold separate can be found in the [Cylinders](#) and [Keys](#) sections at the back of this book.

ALLEGION CONNECT HARNESES - PRICES LISTED ARE NET, DISCOUNTING DOES NOT APPLY		
HARNESES WITH MOLEX CONNECTORS ON BOTH ENDS (FOR USE WITH HOLLOW METAL DOORS)		
Description	Specify	Price each
6" Wire Harness (internal p/n 106190-00)	CON-6	\$14.40
12" Wire Harness (internal p/n 106191-00)	CON-12	\$19.10
26" Wire Harness (internal p/n 106192-00)	CON-26	\$21.40
32" Wire Harness (internal p/n 106193-00)	CON-32	\$22.70
38" Wire Harness (internal p/n 106194-00)	CON-38	\$24.90
44" Wire Harness (internal p/n 106195-00)	CON-44	\$23.80
50" Wire Harness (internal p/n 106196-00)	CON-50	\$24.90
192" Wire Harness (internal p/n 106197-00)	CON-192	\$57.10
HARNESES WITH MOLEX CONNECTOR ON ONE END, CRIMPED PINS ON OTHER W/ ATTACHABLE MOLEX CONNECTOR (FOR USE WITH WOOD DOORS)		
Description	Specify	Price each
6" Wire Harness (internal p/n 106201-00)	CON-6P	\$17.90
12" Wire Harness (internal p/n 106202-00)	CON-12P	\$22.70
26" Wire Harness (internal p/n 106203-00)	CON-26P	\$24.90
32" Wire Harness (internal p/n 106204-00)	CON-32P	\$26.20
38" Wire Harness (internal p/n 106205-00)	CON-38P	\$26.20
44" Wire Harness (internal p/n 106206-00)	CON-44P	\$27.40
50" Wire Harness (internal p/n 106207-00)	CON-50P	\$28.50
192" Wire Harness (internal p/n 106208-00)	CON-192P	\$59.50
HARNESS WITH MOLEX CONNECTOR ON ONE END, STRIPPED LEADS ON OTHER (FOR CONNECTION TO POWER SUPPLY)		
Description	Specify	Price each
6" extension to power supply (internal p/n 106210-00)	CON-6W	\$17.90
HARNESS WITH MOLEX CONNECTOR ON ONE END, STRIPPED LEADS ON OTHER (FOR CONNECTION TO POWER SUPPLY)		
Description	Specify	Price each
Connector Service Kit (internal p/n 050823-00-00) contains: <ul style="list-style-type: none"> ▪ 100 each male & female terminals ▪ 10 each 4-pin and 8-pin female connectors ▪ 10 each 4-pin and 8-pin male connectors ▪ 1 extraction tool 	CON-KIT	\$144.00



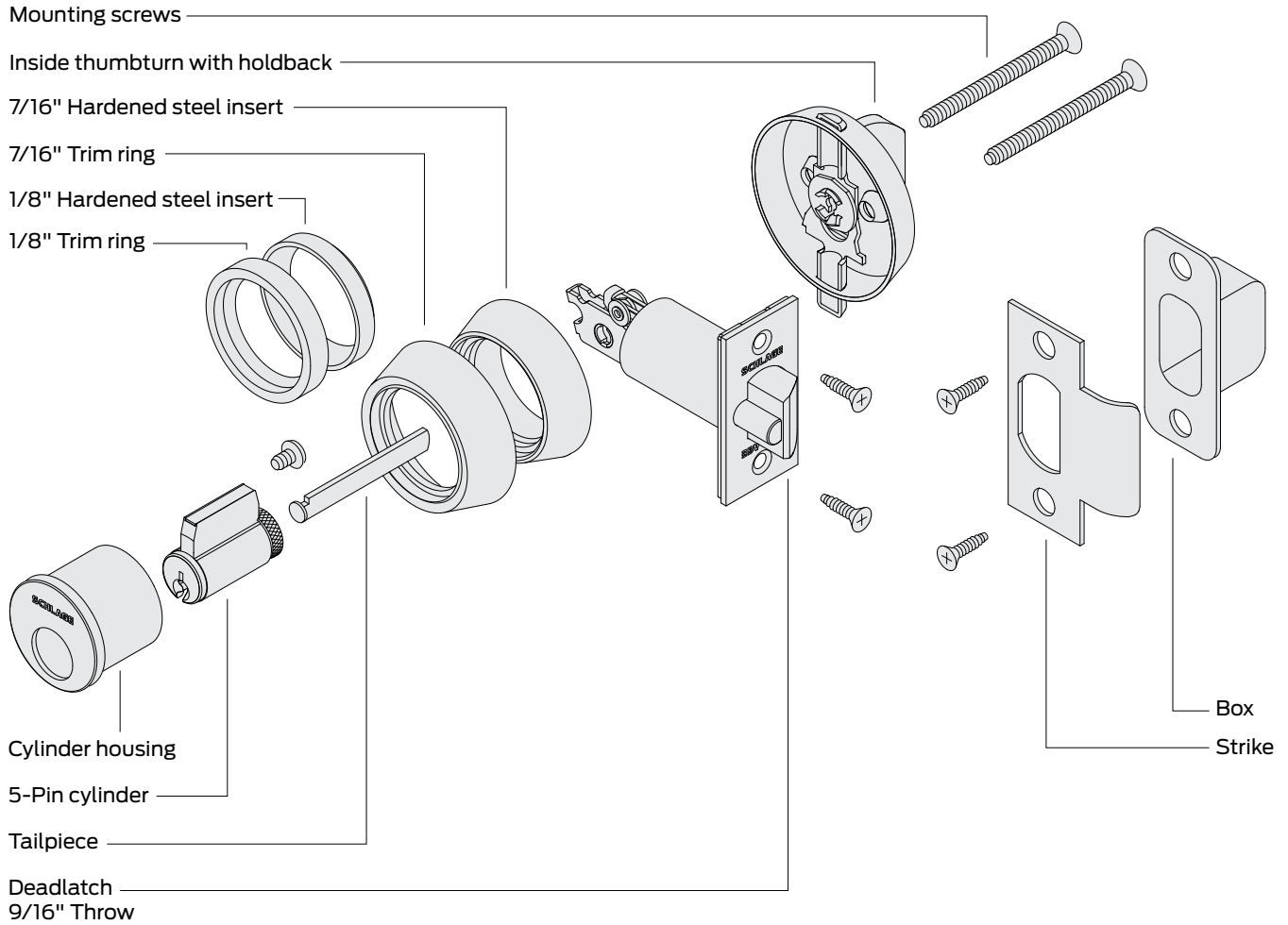
A SERIES


ALX SERIES

ND SERIES

this page intentionally blank

B250 SERIES 
Grade 2 deadlatch



 Indicates products that have EPD documentation available and meet LEED v4.

How to order

To order products, attribute values should be provided in the sequence shown below. Each value should be separated by a period.

Line item number	Quantity	Brand	Required for all lock orders				Deadlatch	Strike	Door dimensions			Options					Keying		
			Series + Function	Cylinder type (keyed functions only)	Outside finish	Inside finish			Door thickness	Extended	Strike lip length	Box for ANSI strike	Thick door adjustment	Less holdback function	Screw option	Buy America Act compliant	Keying code	Keyway	Pack keys independently
		1	2	3	4	5	6	7	8A	8B	8C	9A	9B	9C	9D	9E	10A	10B	10C

Specifying dimensions:

Dimensions should be provided with the whole number followed by a dash and then the fraction of an inch. Example: 1-3/4.

Line item number

Quantity

- 1 **Brand:** Required only when specifying a product Less (LLL) any attribute.
- 2 **Series+Function:** Series combined with function.
- 3 **Cylinder type:** Specify cylinder code for keyed functions.
- 4 **Outside finish:** Required for all orders.
- 5 **Inside finish:** Specify only if different from the outside finish or if specifying a product Less (LLL) any attribute.
- 6 **Deadlatch:** Leave blank to receive the default latch. Specify part number if non-default latch is required or if specifying a product Less (LLL) any attribute.
- 7 **Strike:** Leave blank to received default strike. Specify part number if non-default strike is required or if specifying a product Less (LLL) any attribute.
- 8A **Door thickness:** Leave blank for default 1-3/4" thick doors. Specify if other than 1-3/4" or if specifying a product Less (LLL) any attribute. Specify with a DT prefix followed by the door thickness dimension. Example: DT1-3/8, DT2-1/4.
- 8B **Extended:** Specify for doors over 1-3/4" thick. EE = Extended equally, EI = Extended inside, EO = Extended outside.
- 8C **Strike lip length:** Leave black for default strike lip length. Specify for non-default strike lip length or if specifying a product Less (LLL) any attribute. Specify with a LIP prefix followed by the lip length dimension. Example: LIP1-3/8.
- 9A-9E **Options:** Specify any desired options.
- 10A **Keying code:** Default keying code is dictated by the selected cylinder type. Leave blank for to receive the default keying code or specify for any other keying code. If ordering a product less any lock attribute, keying code must be specified.
- 10B **Keyway:** Default way is dictated by the selected cylinder type. Leave blank for to receive the default keyway or specify to order any other keyway. If ordering a product less any lock attribute, keying code must be specified.
- 10C **Pack keys independently:** Specify only when requesting that keys be packed independently.

Contents

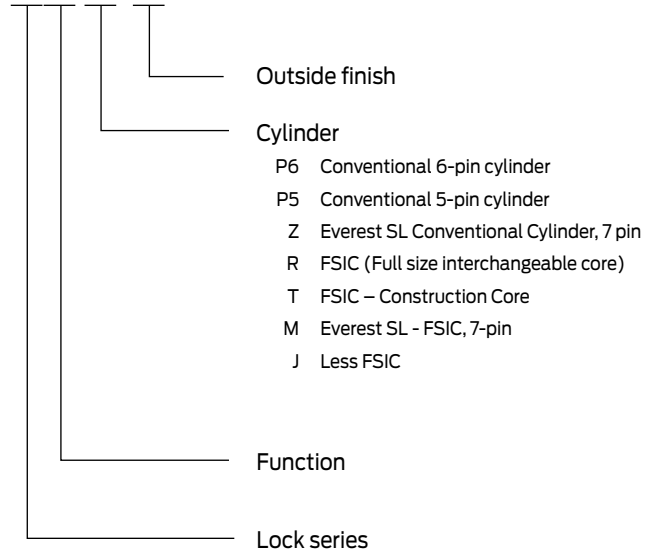
B250 Series | Overview..... 91
B250 Series | Functions..... 94
B250 Series | Styles 95
B250 Series | Configure a product 97
 Cylinder adjustments98
 Latches.....99
 Strikes.....99
 Door dimensions.....100
 Options.....101
 Less components.....101
 Keying.....102
 Deadlatches.....103
 Strikes.....103
 Trim103
B250 Series | Parts.....103
 Adapters104
 Door reinforcements.....104
 Individual screws.....104
 Tailpiece and screw packs106
 Special parts106

BAA/ARRA

Contact your local RSO or
 Sales Rep. for ordering details

Product identification

B250.P6.626



Finish codes and descriptions

BHMA code	Description
605 (US 3)	Bright Brass
606 (US 4)	Satin Brass
609 (US 5)	Antique Brass
613 (US 10B)	Oil Rubbed Bronze
622 (US 19)	Matte Black
625 (US 26)	Bright Chrome
626 (US 26D)	Satin Chrome

Standard features

Certification	ANSI/BHMA Certified A156.36-2010, Grade 2 auxiliary lock
Latch	1-1/8" x 2-1/4", Square corner faceplate, 1" housing diameter, 9/16" throw deadlatch
Strike	1-1/8" x 2-3/4", Square corner, T-strike, box
Backset	2-3/8"
Cylinder	6-pin solid brass, keyed 6-pin, S123 keyway, keyed different (KD)
Door range	1-1/2" – 1-3/4" standard cylinder, 1-1/2" - 2-1/8" interchangeable core cylinder
Keys	Two nickel silver cut keys per lock, 6-pin, S123 section
Trim rings	7/16" and 1/8" wrought brass or bronze, reinforced with security inserts





ANSI/BHMA Certified A156.36-2010, Grade 2 auxiliary lock.

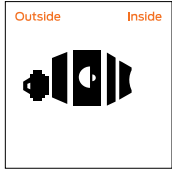
BORED DEADLATCH LOCKS

SCHLAGE ANSI

B250 E0122

Single cylinder deadlatch (night latch)

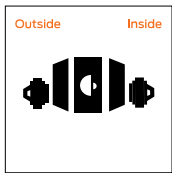
Deadlocking latchbolt retracted by key from outside or by inside turn unit. Rotating turn unit and activating hold-back feature keeps latch retracted.



B252 E0112

Double cylinder deadlatch

Deadlocking latchbolt retracted by key from either side. No hold-back feature.



Caution: Double cylinder locks on residences and any door in any structure which is used for egress are a life safety hazard in times of emergency and their use is not recommended. Installation should be in accordance with existing codes only.

B250 SERIES

B5000 SERIES

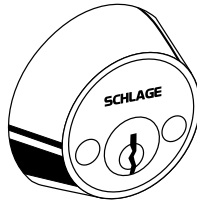
B6000/7000/8000 SERIES

DEADLATCH DESIGN

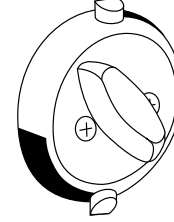
OUTSIDE CYLINDER TRIM



INSIDE CYLINDER TRIM



ROSE AND TURN



FINISH AVAILABILITY

	Bright Brass (605)	Satin Brass (606)	Antique Brass (609)	Satin Bronze (612)	Oil Rubbed Bronze (613)	Satin Nickel (619)	Matte Black (622)	Bright Chrome (625)	Satin Chrome (626)	Bright Stainless Steel (629)	Satin Stainless Steel (630)	Aged Bronze (643e)	Satin Chrome, Antimicrobial (626AM)	Satin Stainless Steel, Antimicrobial (630AM)
--	--------------------	-------------------	---------------------	--------------------	-------------------------	--------------------	-------------------	---------------------	--------------------	------------------------------	-----------------------------	--------------------	-------------------------------------	--

DEADLATCH															
B250 Series deadlatch	605	606	609	-	613	-	622	625	626	-	-	-	-	-	-
CYLINDER FINISHES															
Complete lock finish	605	606	609	-	613	-	622	625	626	-	-	-	-	-	-
Coordinating conventional cylinder															
Plug component	606	606	606	-	522	-	622	626	626	-	-	-	-	-	-
Coordinating FSIC/SFIC cylinder															
Plug (lower) component	606	606	606	-	522	-	622	626	626	-	-	-	-	-	-
Core face (upper) component	606	606	606	-	522	-	622	626	626	-	-	-	-	-	-

522 is a simulated 613 finish



B250 SERIES

B5000 SERIES

B600/700/800 SERIES

this page intentionally blank

You can **configure and price a full range of products** using the tables and rules shown in this section.

The pricing of locks in this section includes the P6 cylinder in an open keyway (where applicable), default latch, strike and a 1-3/4" thick door. Additional modifications are available using the rules and price adjustments on the subsequent pages.

How to order:

- All applicable product attributes must be provided in the order shown below
- Each value must separated by a period
- If requesting a product "Less (LLL)" any attribute, the entire detailed ACN must be provided
- Fractions will be written with the "/" symbol separating the numerator and the denominator (example 1/2)
- For dimensions that contain a whole number and a fraction, a hyphen "-" will be added after the whole number and before the fraction (example 2-1/2)
- For two dimensions represented together, such as length and width, the values would be separated by an "x" with no spaces
- Finishes should be listed using their BHMA finish as shown in this book

Required for all lock orders							Door dimensions			Options					Keying		
Brand	Series + Function	Cylinder type (keyed functions only)	Outside finish	Inside finish	Deadlatch	Strike	Door thickness	Extended	Strike lip length	Box for ANSI strike	Thick door adjustment	Less holdback function	Screw option	Buy America Act compliant	Keying code	Keyway	Pack keys independently
1	2	3	4	5	6	7	8A	8B	8C	9A	9B	9C	9D	9E	10A	10B	10C

◀ If ordering a product "Less (LLL)" any attribute, values for each attribute must be provided.

Only required if different than outside finish

Only required when deviating from the product's default. Specify only the deviated attribute(s).

Only required when deviating from the product's default. Specify only the deviated attribute(s).

Example:

B250 . P6 . 626 . 10-004

2	3	4	7
---	---	---	---

Selected strike is different than the default strike

COMPLETE LOCKS			FINISHES		
Split finishes and designs will be priced at the highest list price of the design and/or finish.			626	605	613
Keyed function pricing based on P6 cylinder with open S123 keyway. See table below for additional cylinder and keyway options.				606	
SERIES +				609	
FUNCTION CYL DESCRIPTION				622	
				625	
SINGLE CYLINDER FUNCTION					
B250	P6	Single cylinder deadlatch (night latch)	\$342.00	\$348.00	\$358.00
DOUBLE CYLINDER FUNCTION					
B252	P6	Double cylinder deadlatch	\$381.00	\$387.00	\$397.00

Extended lead time

COMPLETE LOCKS CYLINDER ADJUSTMENTS

Keyed locks above are priced including the P6 cylinder with open keyway. Provided below are pricing adjustments based on other available cylinder types. For Primus and Primus XP cylinders, order lock less cylinder and order the Primus or Primus XP cylinder separately.

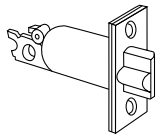
For complete details on cylinders, tailpieces, keying and keys, including cylinders sold separate, see the [Cylinders](#) and [Keys](#) sections at the back of this book.

CYLINDER ADJUSTMENTS					
Restricted keyways include: Everest 29 R and T keyways, Everest B and D keyways and Classic (Reverse/Quad/Numbered) keyways					
Description	Specify	Single cylinder function Price adjustment		Double cylinder function Price adjustment	
		Open	Restricted	Open	Restricted
Conventional 6-pin cylinder	P6	\$0.00	\$24.00	\$0.00	\$48.00
Conventional 5-pin cylinder	P5	\$0.00	\$24.00	\$0.00	\$48.00
Everest SL Conventional Cylinder, 7 pin	Z	N/A	\$24.00	N/A	\$48.00
Conventional Primus/Primus XP cylinder	Order separately (Restricted keyways only, see Cylinders section)				
FSIC (Full size interchangeable core)	R	\$52.70	\$76.70	\$105.40	\$153.40
FSIC – Construction Core	T	\$52.70	N/A	\$105.40	N/A
Everest SL - FSIC, 7-pin	M	N/A	\$76.70	N/A	\$153.40
Less FSIC	J	-\$39.30		-\$78.60	
Full size interchangeable Primus/Primus XP core	Order separately (Restricted keyways only, see Cylinders section)				

Construction cores (T) have an additional handling charge 50-231

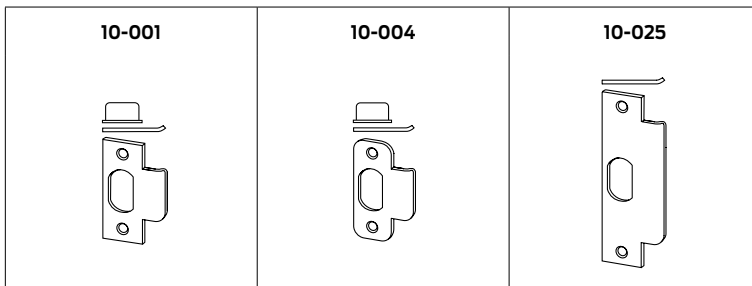
COMPLETE LOCKS LATCHES

Specify on order only if requesting an option other than the default

DEADLATCH					
	Default	Faceplate description	Backset	Specify	Price adjustment
	▪	Square corner, 1-1/8" x 2-1/4", 1" housing diameter	2-3/8"	12-100	\$0.00
		Square corner, 1-1/8" x 2-1/4", 1" housing diameter	2-3/4"	12-103	\$0.00

COMPLETE LOCKS STRIKES

Specify on order only if requesting an option other than the default



STRIKES						
Default	Description	Lip length	Specify		Price adjustment	
			Strike part number	Lip length		
▪	Square corner, T-strike, box, 1-1/8" x 2-3/4"	1-1/8"	10-001	-	\$0.00	
	Square corner, T-strike, box, 1-1/8" x 2-3/4"	1"	10-001	LIP1	\$10.40	
	Square corner, T-strike, box, 1-1/8" x 2-3/4"	1-1/4"	10-001	LIP1-1/4	\$10.40	
	Square corner, T-strike, box, 1-1/8" x 2-3/4"	1-1/2"	10-001	LIP1-1/2	\$10.40	
	Square corner, T-strike, box, 1-1/8" x 2-3/4"	1-3/4"	10-001	LIP1-3/4	\$10.40	
	Square corner, T-strike, box, 1-1/8" x 2-3/4"	2"	10-001	LIP2	\$10.40	
	Round corner (1/4" radius), T-strike, box 1-1/8" x 2-3/4"	1-1/8"	10-004	-	\$0.00	
	ANSI, no box, 1-1/4" x 4-7/8"	1-3/16"	10-025	-	\$0.00	
	ANSI, no box, 1-1/4" x 4-7/8"	1-3/8"	10-025	LIP1-3/8	\$48.30	
	ANSI, no box, 1-1/4" x 4-7/8"	1-1/2"	10-025	LIP1-1/2	\$48.30	



COMPLETE LOCKS DOOR DIMENSIONS

DOOR THICKNESS AND EXTENDED

- Specify door thickness and extended on order only if different than 1-3/4" thick door
- Door thickness should be specified to the nearest 1/8"
- If extended option is not specified, order will be shipped Extended Equal (EE)
- Other extended options include: Extended Outside (EO) and Extended Inside (EI)

NON-STANDARD DOOR THICKNESS AND EXTENDED OPTIONS			
Specify door thickness in to the nearest 1/8" increment.			
Door thickness	Specify		Price adjustment
	Door thickness	Extended	
Over 1-3/4" - 2-1/4"	DT[Door thickness]	.[Select EE, EI, EO]	\$0.00
Over 2-1/4" - 2-3/4"	DT[Door thickness]	.[Select EE, EI, EO]	\$133.00

B250 SERIES

B5000 SERIES

B6000/7000/8000 SERIES



COMPLETE LOCKS

OPTIONS

BOX FOR ANSI STRIKE			
Description	Specify	Price adjustment	
Plastic dust box for ANSI strike	K510-066	\$0.00	
THICK DOOR ADJUSTMENT			
Description	Specify	Price adjustment	
B250 for doors over 2-3/4" - 5-9/16" ⁶	XB03-330	\$364.00	
B252 for doors over 2-3/4" - 5-9/16" ⁶	XB03-427	\$406.00	
LESS HOLDBACK FUNCTION			
B250 less holdback function (substitutes B400 turn)	XB09-062	\$65.70	
SCREW OPTIONS			
Default	Description	Specify	Price adjustment
▪	Cross recessed mounting screws and drive pins for B250		
	Tamper resistant Torx® screws for latch and strike	TORX	\$27.20
BUY AMERICA ACT			
Description	Specify	Price adjustment	
Buy America Act Compliant	BAA	\$12.00	

6 Extended lead time

COMPLETE LOCKS

LESS COMPONENTS

Deductions are applied to complete lock prices. When requesting a product "Less (LLL)" any attribute, the entire detailed ACN must be provided.

LOCKS LESS COMPONENTS		
Description	Specify	Price adjustment
Less deadlatch	LLL	-\$26.20
Less strike	LLL	-\$8.30



COMPLETE LOCKS KEYING

Specify on order only if requesting an option other than the default. Control keys are not furnished with locks and must be purchased separately. See [Keys section](#) at the back of this book.

For complete details on cylinders, tailpieces, keying and keys, see the [Cylinders](#) and [Keys](#) sections at the back of this book.

KEYING		Default	Optional	Default	Optional	Default	Optional	Default	Optional	Default	Optional
Specify	Description	P6	P5	Z	R	T	M				
KD	Keyed different	▪	▪		▪						
KA-0BIT	Keyed alike 0 bitted		▪								
KA-1BIT	Keyed alike 1 bitted					▪					
KAGRP	Keyed alike by group		▪		▪						
KAQTY	Keyed alike by qty		▪		▪						
KEYSPECIFIC	Keyed alike to specific combination		▪		▪				▪		
MK	Master keyed		▪		▪		▪				▪
SPLIT	Split key construction keyed		▪								
RCK	Lost ball construction keyed				▪						
RMK	Residential master keyed				▪						
RCK/RMK	Lost ball construction keyed and res. master keyed				▪						
ICC	FSIC construction keyed, (default)								▪		
ICA	FSIC construction keyed, (if specified)									▪	
ICB	FSIC construction keyed, (if specified)										▪

KEYWAY									
Specify keyway	Keyway family	Default keyway		P6	P5	Z	R	T	M
		Non-masterkeyed	Masterkeyed						
[]	Everest 29 S (Open) Default if not specified	S123	S145	▪			▪		
[]	Obverse (Open)	C	E	▪	▪		▪	▪	
[]	Everest C (Open)	C123	C145	▪			▪		
[]	Everest D (Restricted)	D123	D145	▪			▪		
[]	Everest 29 T (Restricted)	T123	T145	▪			▪		
[]	Quad (Restricted)	Customer directed		▪			▪		
[]	Numbered (Restricted)	Customer directed		▪			▪		
[]	Reverse (Restricted)	Customer directed		▪			▪		
[]	Everest B (Restricted)	N/A	B125			▪			▪
[]	Everest 29 R (Restricted)	N/A	R125			▪			▪

For a complete list of keying related charges, see the [Cylinders](#) and [Keys](#) sections at the back of this book. Keys must be ordered separately for all construction keyed options.

PARTS

DEADLATCHES	Available finishes													
	605	606	609	612	613	619	622	625	626	629	630	643e	626AM	630AM
	▪	▪	▪	▪	▪	N/A	▪	▪	▪	N/A	N/A	N/A	N/A	N/A
Description	Specify		Price each											
	Part number	Finish												
Square corner, 1-1/8" x 2-1/4", 2-3/8" backset, 1" housing diameter, standard latch	12-100	.[Finish]	\$109.00											
Square corner, 1-1/8" x 2-1/4", 2-3/4" backset, 1" housing diameter	12-103	.[Finish]	\$109.00											
Rabbeted latch and strike kit, 605 and 626 finish only (adapts square corner and 2-3/4" high square corner strikes to 1/2" rabbeted door and frame preps)	39-030	.[Finish]	\$74.10											

STRIKES	Available finishes													
	605	606	609	612	613	619	622	625	626	629	630	643e	626AM	630AM
	▪	▪	▪	▪	▪	N/A	▪	▪	▪	N/A	N/A	N/A	N/A	N/A
Description	Specify		Price each											
	Part number	Finish												
Square corner, T-strike, box, 1-1/8" x 2-3/4", 1-1/8" lip length (standard strike)	10-001	.[Finish]	\$8.10											
Square corner, T-strike, box, 1-1/8" x 2-3/4", 1" lip length	10-001.1	.[Finish]	\$17.70											
Square corner, T-strike, box, 1-1/8" x 2-3/4", 1-1/4" lip length	10-001.1-1/4	.[Finish]	\$17.70											
Square corner, T-strike, box, 1-1/8" x 2-3/4", 1-1/2" lip length	10-001.1-1/2	.[Finish]	\$17.70											
Square corner, T-strike, box, 1-1/8" x 2-3/4", 1-3/4" lip length	10-001.1-3/4	.[Finish]	\$17.70											
Square corner, T-strike, box, 1-1/8" x 2-3/4", 2" lip length	10-001.2	.[Finish]	\$17.70											
Round corner (1/4" radius), T-strike, box 1-1/8" x 2-3/4", 1-1/8" lip length	10-004	.[Finish]	\$14.30											
ANSI, no box, 1-1/4" x 4-7/8", 1-3/16" lip length	10-025.1-3/16	.[Finish]	\$19.40											
ANSI, no box, 1-1/4" x 4-7/8", 1-3/8" lip length	10-025.1-3/8	.[Finish]	\$55.70											
ANSI, no box, 1-1/4" x 4-7/8", 1-1/2" lip length	10-025.1-1/2	.[Finish]	\$55.70											
Box for T-strike (finish not applicable)	C603-623	.[Finish]	\$0.84											
Box for ANSI strike (finish not applicable)	K510-066	-	\$8.60											

TRIM																			
B202-671			B202-672																
Available finishes						605	606	609	612	613	619	622	625	626	629	630	643e	626AM	630AM
						▪	▪	▪	▪	▪	N/A	▪	▪	▪	N/A	N/A	N/A	N/A	N/A
Description	Specify		Price each																
	Part number	Finish																	
Rose and turn without holdback	B202-671	.[Finish]	\$65.80																
Rose and turn with holdback	B202-672	.[Finish]	\$102.00																
Blank inside rose with exposed screws for B251, available 605 and 626 finish only	B502-815	.[Finish]	\$38.30																

PARTS

ADAPTERS																				
38-031				38-032																
Available finishes							605	606	609	612	613	619	622	625	626	629	630	643e	626AM	630AM
							▪	N/A	N/A	N/A	▪	N/A	▪	N/A	▪	N/A	N/A	N/A	N/A	N/A
Description							Specify		Price each											
							Part number	Finish												
Adapter ring kit for double cylinder locks used in 2-1/8" hole contains: (2) 38-031							38-016	.[Finish]	\$40.50											
Adapter ring kit for single cylinder locks used in 2-1/8" hole contains: (1) 38-031 and (1) 38-032							38-017	.[Finish]	\$52.90											
2-1/2" diameter adapter ring for 2-1/8" door prep, mounted under cylinder							38-031	.[Finish]	\$24.30											
2-7/8" diameter adapter ring for 2-1/8" door prep, mounted under turn units/blank roses							38-032	.[Finish]	\$34.70											

DOOR REINFORCEMENTS		
A501-566		
Description	Specify	Price each
	Part number	
Reinforcer for 1-3/8" thick nonreinforced metal doors, fits both 7/8" and 1" diameter housings (2 required per lock)	A501-565	\$25.20
Reinforcer for 1-3/4" thick nonreinforced metal doors, fits both 7/8" and 1" diameter housings (2 required per lock)	A501-566	\$25.20

INDIVIDUAL SCREWS PFH = Phillips flat head POH = Phillips oval head	Available finishes													
	605	606	609	612	613	619	622	625	626	629	630	643e	626AM	630AM
	▪	▪	▪	▪	▪	N/A	▪	▪	▪	N/A	N/A	N/A	N/A	N/A

SINGLE CYLINDER: B250							
Description		Application			Specify		Price each Order in multiples of 100
Size	Type	Use with:		Door thickness	Part number	Finish	
10-32 x 2-1/4"	POH machine	7/16" and 1/8" trim rings	5-Pin	1-5/16" – under 1-11/16"	B520-086	.[Finish]	\$1.20
10-32 x 2-1/4"	POH machine	7/16" trim ring	5-Pin	1-11/16" – 1-15/16"	B520-086	.[Finish]	\$1.20
10-32 x 2-1/4"	POH machine	(2) 1/8" trim rings	6-Pin	1-5/16" – under 1-7/16"	B520-086	.[Finish]	\$1.20
10-32 x 2-1/4"	POH machine	7/16" and 1/8" trim rings	6-Pin	1-7/16" – 1-13/16"	B520-086	.[Finish]	\$1.20
10-32 x 2-5/8"	POH machine	7/16" trim ring	5-Pin	Over 1-15/16" – 2-1/4"	B520-087	.[Finish]	\$1.20
10-32 x 2-5/8"	POH machine	1/8" trim ring	5-Pin	Over 2-1/4" – 2-9/16"	B520-087	.[Finish]	\$1.20
10-32 x 2-5/8"	POH machine	7/16" and 1/8" trim rings	6-Pin	Over 1-13/16" – 1-15/16"	B520-087	.[Finish]	\$1.20
10-32 x 2-5/8"	POH machine	7/16" trim ring	6-Pin	Over 1-15/16" – 2-9/16"	B520-087	.[Finish]	\$1.20
10-32 x 2-5/8"	POH machine	1/8" trim ring	6-Pin	Over 2-9/16" – 2-3/4"	B520-087	.[Finish]	\$1.20

PARTS

INDIVIDUAL SCREWS PFH = Phillips flat head POH = Phillips oval head				Available finishes													
				605	606	609	612	613	619	622	625	626	629	630	643e	626AM	630AM
				▪	▪	▪	▪	▪	N/A	▪	▪	▪	N/A	N/A	N/A	N/A	N/A
DOUBLE CYLINDER: B252																	
Description		Application				Specify		Price each Order in multiples of 100									
Size	Type	Use with:		Door thickness		Part number	Finish										
10-32 x 2-1/2"	Cross recess	7/16" and 1/8" trim rings		5-Pin	1-5/16" – under 1-11/16"		B520-267	-	\$3.20								
10-32 x 2-1/2"	Cross recess	7/16" trim ring		5-Pin	1-11/16" – 1-15/16"		B520-267	-	\$3.20								
10-32 x 2-1/2"	Cross recess	1/8" trim ring		5-Pin	2-7/16" – 2-11/16"		B520-267	-	\$3.20								
10-32 x 2-3/4"	Cross recess	7/16" and 1/8" trim rings		5-Pin	Over 1-7/16" – under 1-11/16"		B520-268	-	\$3.20								
10-32 x 2-3/4"	Cross recess	7/16" trim ring		5-Pin	Over 1-15/16" – under 2-7/16"		B520-268	-	\$3.20								
10-32 x 2-3/4"	Cross recess	1/8" trim ring		5-Pin	Over 2-11/16" – 2-7/8"		B520-268	-	\$3.20								
10-32 x 2-3/4"	Cross recess	7/16" and 1/8" trim rings		6-Pin	1-7/16" – under 1-9/16"		B520-268	-	\$3.20								
10-32 x 2-3/4"	Cross recess	7/16" trim ring		6-Pin	Over 1-11/16" – 2-3/16"		B520-268	-	\$3.20								
10-32 x 2-3/4"	Cross recess	1/8" trim ring		6-Pin	Over 2-11/16" – 2-13/16"		B520-268	-	\$3.20								
10-32 x 3"	Cross recess	(4) 1/8" trim rings		6-Pin	1-3/16" – under 1-7/16"		B520-269	-	\$3.20								
10-32 x 3"	Cross recess	7/16" and 1/8" trim rings		6-Pin	1-9/16" – 1-15/16"		B520-269	-	\$3.20								
10-32 x 3"	Cross recess	7/16" trim ring		6-Pin	Over 2-13/16" – 2-11/16"		B520-269	-	\$3.20								
10-32 x 3"	Cross recess	1/8" trim ring		6-Pin	Over 2-13/16" – 3-1/8"		B520-269	-	\$3.20								
Drive pin						B520-271	.[Finish]	\$1.20									
INTERCHANGEABLE CORE, SINGLE CYLINDER: B250R																	
Description		Application				Specify		Price each Order in multiples of 100									
Size	Type	Use with:		Door thickness		Part number	Finish										
10-32 x 2-1/4"	POH machine	1" and 1/8" trim rings		1-5/16" – 1-1/2"		B520-086	.[Finish]	\$1.20									
10-32 x 2-1/4"	POH machine	1" trim ring		Over 1-1/2" – 2-1/8"		B520-086	.[Finish]	\$1.20									
10-32 x 2-5/8"	POH machine	1" trim ring		Over 2-1/8" – 2-3/8"		B520-087	.[Finish]	\$1.20									
10-32 x 2-5/8"	POH machine	7/16" and 1/8" trim rings		Over 2-3/8" – 2-5/8"		B520-087	.[Finish]	\$1.20									
10-32 x 2-5/8"	POH machine	7/16" trim ring		Over 2-5/8" – 3-1/8"		B520-087	.[Finish]	\$1.20									
INTERCHANGEABLE CORE, DOUBLE CYLINDER: B252R																	
Description		Application				Specify		Price each Order in multiples of 100									
Size	Type	Use with:		Door thickness		Part number	Finish										
10-32 x 3"	Cross recess	1" and 1/8" trim rings		15/16" – 1-5/8"		B520-269		\$3.20									
10-32 x 3"	Cross recess	1" trim ring		Over 1-5/8" – 2-1/8"		B520-269		\$3.20									
10-32 x 3"	Cross recess	7/16" and 1/8" trim rings		Over 2-1/8" – 2-3/8"		B520-269		\$3.20									
10-32 x 3"	Cross recess	1" trim ring		Over 2-3/8" – 2-5/8"		B520-269		\$3.20									
Drive pin						B520-271		\$1.20									
ALL FUNCTIONS																	
Description		Application				Specify		Price each Order in multiples of 100									
Size	Type					Part number	Finish										
12-24 x 1"	PFH combo	ANSI strike				C603-256	.[Finish]	\$1.20									
8 x 3/4"	PFH combo	Latch and strike				C603-897	.[Finish]	\$1.10									

 CYLINDRICAL
DEADBOLTS
MORTISE
MULTIPOINT
INTERCONNECT
TUBULAR
SPECIALTY
PORTABLE
CYLINDERS/KEYS
TOOLS/KITS
MERCHANDISING
FORMS

PARTS

TAILPIECE AND SCREW PACKS	Available finishes													
	605	606	609	612	613	619	622	625	626	629	630	643e	626AM	630AM
	▪	▪	▪	▪	▪	N/A	▪	▪	▪	N/A	N/A	N/A	N/A	N/A

SINGLE CYLINDER: B250				
Door thickness	Contents	Specify		Price each
		Part number	Finish	
1-3/8" - 1-3/4"	(1) B202-558 tailpiece (2) B520-086 screws	B202-509	.[Finish]	\$27.10

DOUBLE CYLINDER: B252				
Door thickness	Contents	Specify		Price each
		Part number	Finish	
1-1/2" - 1-3/4" doors with 5 pin cylinder	(2) B202-370 tailpiece (2) B202-580 tailpieces (2) B520-267 screws (2) B520-271 screws	B202-560	.[Finish]	\$23.70
1-3/4" doors only with 6 pin cylinder	(2) B202-369 tailpieces (2) B520-269 screws	B220-043	.[Finish]	\$23.70

LATCH AND STRIKE SCREWS, ALL FUNCTIONS, STANDARD T STRIKE				
Description	Contents	Specify		Price each
		Part number	Finish	
Latch and strike screws	(4) C603-897 screws	B202-517	.[Finish]	\$10.50

TORX SCREW PACKS Torx screw packs are furnished with the appropriate T-15 or T-20 installation tool(s)	Available finishes													
	605	606	609	612	613	619	622	625	626	629	630	643e	626AM	630AM
	▪	▪	▪	▪	▪	N/A	▪	▪	▪	N/A	N/A	N/A	N/A	N/A
Description	Contains	Specify		Price each										
		Part number	Finish											
Latch and standard strike	(4) C503-766 (T-15)	C203-311	.[Finish]	\$27.10										
Latch and ANSI strike	(2) C503-766 (T-15) (2) L583-371 (T-20)	C203-312	.[Finish]	\$27.10										

SPECIAL PARTS	Available finishes													
	605	606	609	612	613	619	622	625	626	629	630	643e	626AM	630AM
	▪	▪	▪	▪	▪	N/A	▪	▪	▪	N/A	N/A	N/A	N/A	N/A
Description	Specify			Price each										
	Part number	Lip length	Finish											
10-025 strike, lips through 6" (except 7/8", 1-3/16", 1-3/8" and 1-1/2")	XQ07-351	.[Lip length]	.[Finish]	\$275.00										
10-001 strike, lips over 2" through 6"	XQ03-493	.[Lip length]	.[Finish]	\$158.00										

CYLINDERS AND KEYS
Cylinders and keys sold separate can be found in the [Cylinders](#) and [Keys](#) sections at the back of this book.

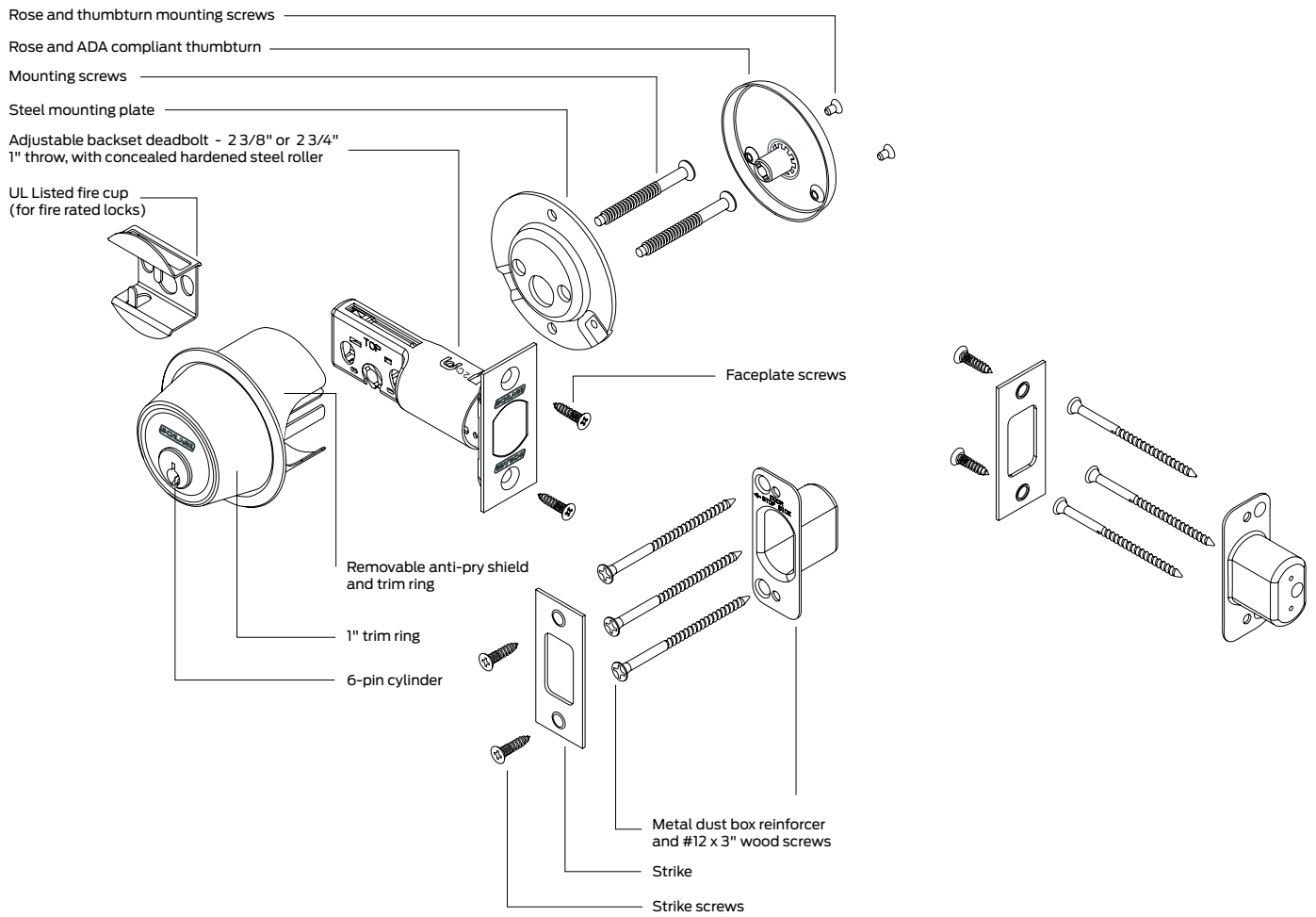
B250 SERIES


B5000 SERIES

B6000/7000/8000 SERIES

B500 SERIES

Grade 2 deadbolt



 Indicates products that have EPD documentation available and meet LEED v4.

How to order

To order products, attribute values should be provided in the sequence shown below. Each value should be separated by a period.

Line item number	Quantity	Brand	Required for all lock orders					Options				Keying				
			Series + Function + Optional UL listed (F)	Cylinder type (keyed functions only)	Outside finish	Inside finish	Deadbolt	Strike	Door thickness	Strike reinforcer	Emergency release key	Strike reinforcement screws	Buy America Act compliant	Keying code	Keyway	Pack keys independently
		1	2	3	4	5	6	7	8	9A	9B	9C	9D	10A	10B	10C

Specifying dimensions:

Dimensions should be provided with the whole number followed by a dash and then the fraction of an inch. Example: 1-3/4.

Line item number

Quantity

- 1 **Brand:** Required only when specifying a product Less (LLL) any attribute.
- 2 **Series + Function + Optional UL listed (F):** Series combined with function.
- 3 **Cylinder type:** Specify cylinder code for keyed functions.
- 4 **Outside finish:** Required for all orders.
- 5 **Inside finish:** Specify only if different from the outside finish or if specifying a product Less (LLL) any attribute.
- 6 **Deadbolt:** Leave blank to receive the default deadbolt. Specify part number if non-default deadbolt is required or if specifying a product Less (LLL) any attribute.
- 7 **Strike:** Leave blank to received default strike. Specify part number if non-default strike is required or if specifying a product Less (LLL) any attribute.
- 8 **Door thickness:** Leave blank for default 1-3/4" thick doors. Specify if other than 1-3/4" or if specifying a product Less (LLL) any attribute. Specify with a DT prefix followed by the door thickness dimension. Example: DT1-3/8, DT2-1/4.
- 9A-9D **Options:** Specify any desired options.
- 10A **Keying code:** Default keying code is dictated by the selected cylinder type. Leave blank for to receive the default keying code or specify for any other keying code. If ordering a product less any lock attribute, keying code must be specified.
- 10B **Keyway:** Default way is dictated by the selected cylinder type. Leave blank for to receive the default keyway or specify to order any other keyway. If ordering a product less any lock attribute, keying code must be specified.
- 10C **Pack keys independently:** Specify only when requesting that keys be packed independently.

Contents

B500 Series | Overview107

B500 Series | Functions 110

B500 Series | Styles.....111

B500 Series | Configure a product.....113

 Cylinder adjustments 115

 Deadbolts116

 Door dimensions117

 Options.....118

 Less components.....118

 Keying119

 Deadbolts120

 Strikes.....120

B500 Series | Parts120

 Trim121

 Accessories and Adapters.....121

 Door Reinforcements.....122

 Occupancy Indicator Emergency Key122

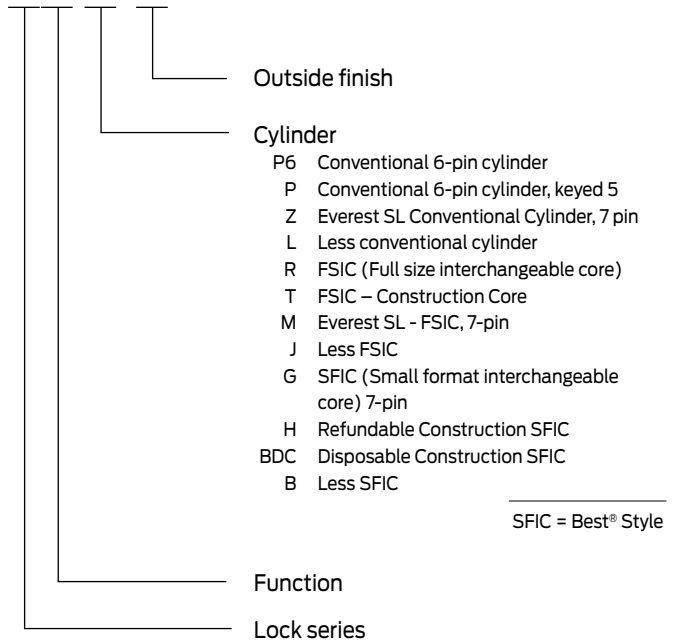
 Individual screws.....122

BAA/ARRA

Contact your local RSO or
Sales Rep. for ordering details

Product identification

B560.P6.626



Finish codes and descriptions

BHMA code		Description
605	(US 3)	Bright Brass
606	(US 4)	Satin Brass
609	(US 5)	Antique Brass
612	(US 10)	Satin Bronze
613	(US 10B)	Oil Rubbed Bronze
619	(US 15)	Satin Nickel
622	(US 19)	Matte Black
625	(US 26)	Bright Chrome
626	(US 26D)	Satin Chrome
626AM		Satin Chrome, Antimicrobial
643e	(US 11)	Aged Bronze

Standard features



Certification	ANSI A156.36, 2010, Grade 2 (except B581). Available UL Listed for 3-hour fire door (except B562 and B571) With FSIC Interchangeable Core Cylinders: Grade 2; With SFIC Interchangeable Core Cylinders: Grade 3
Deadbolt	1" x 2-1/4", Square corner faceplate, 1" housing diameter, 1" throw
Strike	1-1/8" x 2-3/4", Square corner, box
Backset	Adjustable for 2-3/8" or 2-3/4"
Cylinder	6-Pin solid brass, keyed 6-pin, S123 keyway, keyed different (KD)
Door range	1-3/8" – 1-7/8" standard cylinder or thumbturn only, 1-5/8" - 2" interchangeable core cylinder
Keys	Two cut keys per lock, 6-pin, S123 section
Reinforcement	Metal dust box reinforcer with three - 3" screws
Trim rings	7/16" and 1/8" wrought brass or bronze, reinforced with security inserts

ANSI A156.36-2010, Grade 2. Available UL Listed for 3-hour fire door.

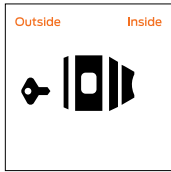
KEYLESS

SCHLAGE ANSI

B571

Door bolt occupancy indicator

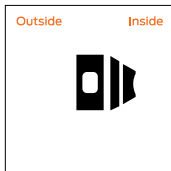
Deadbolt thrown or retracted by inside turn unit. Occupancy indicator on outside (reads either in use or vacant). Can use either 2-1/8" or 1-1/2" cross bore prep. Not UL Rated.



B580 E0192

Door bolt

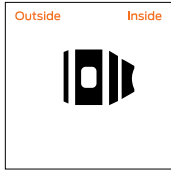
Deadbolt thrown or retracted by turn unit only. No outside trim. Bolt automatically deadlocks when fully thrown. Only for 1-1/2" cross bore prep.



B581 E0112

Door bolt with trim

Deadbolt thrown or retracted by turn unit only. Outside blank plate. Bolt automatically deadlocks when fully thrown. Can use either 1-1/2" or 2-1/8" cross bore prep.



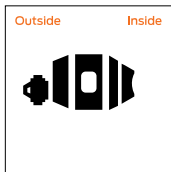
KEYED, SINGLE CYLINDER

SCHLAGE ANSI

B560 E0152

Single cylinder deadbolt lock

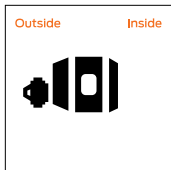
Deadbolt thrown or retracted by key from outside or by inside turn unit. Bolt automatically deadlocks when fully thrown.



B561 E0162

One-way deadbolt lock

Deadbolt thrown or retracted by key only. Blank plate inside. Bolt automatically deadlocks when fully thrown.



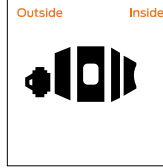
KEYED, SINGLE CYLINDER

SCHLAGE ANSI

B563 E0172

Classroom deadbolt lock

Deadbolt thrown or retracted by key outside. Inside turn unit will retract bolt only. Bolt automatically deadlocks when fully thrown.



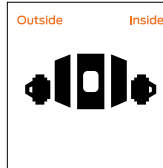
KEYED, DOUBLE CYLINDER

SCHLAGE ANSI

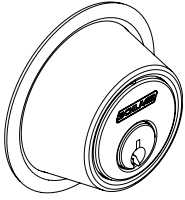
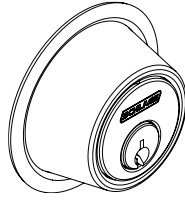
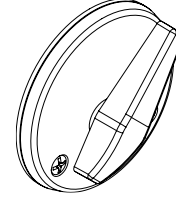
B562 E0142

Double cylinder deadbolt lock

Deadbolt thrown or retracted by key either side. Bolt automatically deadlocks when fully thrown.



Caution: Double cylinder locks on residences and any door in any structure which is used for egress are a life safety hazard in times of emergency and their use is not recommended. Installation should be in accordance with existing codes only.

DEADLATCH DESIGN
OUTSIDE CYLINDER TRIM

INSIDE CYLINDER TRIM

ROSE AND TURN

FINISH AVAILABILITY

	Bright Brass (605)	Satin Brass (606)	Antique Brass (609)	Satin Bronze (612)	Oil Rubbed Bronze (613)	Satin Nickel (619)	Matte Black (622)	Bright Chrome (625)	Satin Chrome (626)	Bright Stainless Steel (629)	Satin Stainless Steel (630)	Aged Bronze (643e)	Satin Chrome, Antimicrobial (626AM)	Satin Stainless Steel, Antimicrobial (630AM)
--	--------------------	-------------------	---------------------	--------------------	-------------------------	--------------------	-------------------	---------------------	--------------------	------------------------------	-----------------------------	--------------------	-------------------------------------	--

DEADBOLT

B500 Series deadbolt	605	606	609	612	613	619	622	625	626	-	-	643e	626AM	-
----------------------	-----	-----	-----	-----	-----	-----	-----	-----	-----	---	---	------	-------	---

CYLINDER FINISHES

Complete lock finish	605	606	609	612	613	619	622	625	626	-	-	643e	626AM	-
Coordinating conventional cylinder														
Plug component	606	606	606	606	522	626	622	626	626	-	-	522	626	-
Coordinating FSIC/SFIC cylinder														
Plug (lower) component	606	606	606	606	522	626	622	626	626	-	-	522	626	-
Core face (upper) component	606	606	606	606	522	626	622	626	626	-	-	522	626	-

522 is a simulated 613 finish



B250 SERIES

B500 SERIES

B600/700/800 SERIES

this page intentionally blank

You can **configure and price a full range of products** using the tables and rules shown in this section.

The pricing of locks in this section includes the P6 cylinder in an open keyway (where applicable), default deadbolt, strike and a 1-3/4" thick door. Additional modifications are available using the rules and price adjustments on the subsequent pages.

How to order:

- All applicable product attributes must be provided in the order shown below
- Each value must separated by a period
- If requesting a product "Less (LLL)" any attribute, the entire detailed ACN must be provided
- Fractions will be written with the "/" symbol separating the numerator and the denominator (example 1/2)
- For dimensions that contain a whole number and a fraction, a hyphen "-" will be added after the whole number and before the fraction (example 2-1/2)
- For two dimensions represented together, such as length and width, the values would be separated by an "x" with no spaces
- Finishes should be listed using their BHMA finish as shown in this book

Required for all lock orders															
Brand	Series + Function + Optional UL listed (F)	Cylinder type (keyed functions only)	Outside finish	Inside finish	Deadbolt	Strike	Door thickness	Options				Keying			
								Strike reinforcer	Emergency release key	Strike reinforcement screws	Buy America Act compliant	Keying code	Keyway	Pack keys independently	
1	2	3	4	5	6	7	8	9A	9B	9C	9D	10A	10B	10C	

◀ If ordering a product "Less (LLL)" any attribute, values for each attribute must be provided.

Only required if different than outside finish

Only required when deviating from the product's default. Specify only the deviated attribute(s).

Only required when deviating from the product's default. Specify only the deviated attribute(s).

Example:

B560 . P6 . 626 . 10-092
 | | | |
 2 3 4 7

Selected strike is different than the default strike



B250 SERIES

B500 SERIES

B600/700/800 SERIES

COMPLETE LOCKS			FINISHES			
<p>F suffix listed with the Series and Function indicates that the lock is UL listed</p> <p>Split finishes and designs will be priced at the highest list price of the design and/or finish.</p> <p>Keyed function pricing based on P6 cylinder with open S123 keyway. See adjacent page for additional cylinder and keyway options.</p> <p>SERIES + FUNCTION CYL DESCRIPTION</p>			626	605 606 609 612 619 622 625 643e	613	626AM [Ⓜ]
KEYLESS						
B571		Door bolt occupancy indicator	\$85.00	\$91.00	\$101.00	\$134.00
B580		Door bolt	\$82.00	\$88.00	\$98.00	\$131.00
B580F		UL listed door bolt	\$92.00	\$98.00	\$108.00	\$141.00
B581		Door bolt with trim	\$82.00	\$88.00	\$98.00	\$131.00
B581F		UL listed door bolt with trim	\$92.00	\$98.00	\$108.00	\$141.00
KEYED, SINGLE CYLINDER						
B560	P6	Single cylinder deadbolt lock	\$105.00	\$111.00	\$121.00	\$154.00
B560F	P6	UL listed single cylinder deadbolt lock	\$115.00	\$121.00	\$131.00	\$164.00
B561	P6	One-way deadbolt lock	\$105.00	\$111.00	\$121.00	\$154.00
B561F	P6	UL listed one-way deadbolt lock	\$115.00	\$121.00	\$131.00	\$164.00
B563	P6	Classroom deadbolt lock	\$112.00	\$118.00	\$128.00	\$161.00
B563F	P6	UL listed classroom deadbolt lock	\$122.00	\$128.00	\$138.00	\$171.00
KEYED, DOUBLE CYLINDER						
B562	P6	Double cylinder deadbolt lock	\$143.00	\$149.00	\$159.00	\$192.00

[Ⓜ] Extended lead time



COMPLETE LOCKS

CYLINDER ADJUSTMENTS

Keyed locks above are priced including the P6 cylinder with open keyway. Provided below are pricing adjustments based on other available cylinder types. For Primus and Primus XP cylinders, order lock less cylinder and order the Primus or Primus XP cylinder separately.

For complete details on cylinders, tailpieces, keying and keys, including cylinders sold separate, see the [Cylinders](#) and [Keys](#) sections at the back of this book.

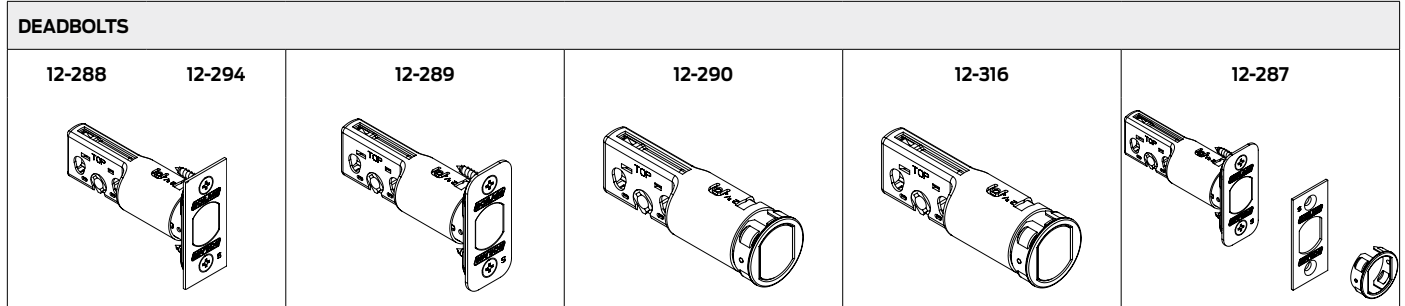
CYLINDER ADJUSTMENTS					
Restricted keyways include: Everest 29 R and T keyways, Everest B and D keyways and Classic (Reverse/Quad/Numbered) keyways					
Description	Specify	Single cylinder function Price adjustment		Double cylinder function Price adjustment	
		Open	Restricted	Open	Restricted
Conventional 6-pin cylinder	P6	\$0.00	\$24.00	\$0.00	\$48.00
Conventional 5-pin cylinder	P	\$0.00	\$24.00	\$0.00	\$48.00
Everest SL Conventional Cylinder, 7 pin	Z	N/A	\$24.00	N/A	\$48.00
Less conventional cylinder	L	-\$20.00		-\$40.00	
Conventional Primus/Primus XP cylinder	Order separately (Restricted keyways only, see Cylinders section)				
FSIC (Full size interchangeable core)	R	\$138.00	\$162.00	\$276.00	\$324.00
FSIC – Construction Core	T	\$138.00	N/A	\$276.00	N/A
Everest SL - FSIC, 7-pin	M	N/A	\$162.00	N/A	\$324.00
Less FSIC	J	\$41.00		\$82.00	
Full size interchangeable Primus/Primus XP core	Order separately (Restricted keyways only, see Cylinders section)				
SFIC (Small format interchangeable core) 7-pin	G	N/A	\$109.00	N/A	\$218.00
Refundable Construction SFIC	H	\$137.00	N/A	\$274.00	N/A
Disposable Construction SFIC	BDC	\$41.00	N/A	\$82.00	N/A
Less SFIC	B	\$41.00		\$82.00	

Construction cores (T and H) have an additional handling charge 50-231



COMPLETE LOCKS DEADBOLTS

Specify on order only if requesting an option other than the default



NON FIRE-RATED LOCKS				
Default	Faceplate description	Backset	Specify	Price adjustment
▪	Square corner, 1" x 2-1/4", 1" housing diameter	Adjustable 2-3/8" or 2-3/4"	12-288	\$0.00
	Square corner, 1-1/8" x 2-1/4", 1" housing diameter	Adjustable 2-3/8" or 2-3/4"	12-291	\$0.00
	Round corner (1/4" radius), 1" x 2-1/4", 1" housing diameter	Adjustable 2-3/8" or 2-3/4"	12-289	\$0.00
	Circular drive in deadbolt, 626 finish only	Adjustable 2-3/8" or 2-3/4"	12-290	\$0.00
	Circular drive in deadbolt, , 626 finish only, 1" housing diameter, UL label	Adjustable 2-3/8" or 2-3/4"	12-316	\$13.20
	Triple option - 1/4" radius round corner faceplate with 1" x 2-1/4" square corner and circular faceplates, 1" housing diameter	Adjustable 2-3/8" or 2-3/4"	12-287	\$0.00
FIRE-RATED (UL LISTED) LOCKS				
Default	Faceplate description	Backset	Specify	Price adjustment
▪	Square corner, 1" x 2-1/4", 1" housing diameter, fire-rated (UL listed) deadbolt	Adjustable 2-3/8" or 2-3/4"	12-294	\$0.00
	Square corner, 1" x 2-1/4", 1" housing diameter	5" backset	12-633	\$33.20

B250 SERIES

B5000 SERIES

B600/700/800 SERIES

COMPLETE LOCKS STRIKES

Specify on order only if requesting an option other than the default

STRIKES						
	10-094	10-095	10-092	10-108	10-064	10-087
Default	Description		Default lip length	Specify	Price adjustment	
▪	Square corner, no box, 1-1/8" x 2-3/4"		-	10-094	\$0.00	
	Square corner, no box, 1-5/8" x 2-1/4"		1-1/8"	10-095	\$0.00	
	Round corner (1/4" radius), no box, 1-5/8" x 2-1/4"		1-1/8"	10-092	\$0.00	
	Round corner (1/4" radius), 1" x 2-1/4", no reinforcement strike provided, 605, 609, 630 finishes only		-	10-103	\$0.00	
	Round corner (1/4" radius), 1-1/4" x 3-5/8", 4 hole, no reinforcement strike provided, 605, 609, 620, 630 finishes only		-	10-104	\$0.00	
	Round corner, 1-1/8" x 2-3/4", no box		-	10-108	\$0.00	
	Circular drive-in, thimble strike, 1-3/16" diameter, 626 finish only		-	10-064	\$0.00	
	ANSI, box, 1-1/4" x 4 7/8"		1-3/16"	10-087	\$8.00	

COMPLETE LOCKS DOOR DIMENSIONS

OPTIONAL DOOR THICKNESS

All locks will be extended equally (EE)

NON-STANDARD DOOR THICKNESS AND EXTENDED OPTIONS			
Specify door thickness in to the nearest 1/8" increment.			
Door thickness	Restrictions	Specify	Price adjustment
Over 1-3/4" - 2-1/4" doors	All locks except interchangeable core locks	DT[Door thickness]	\$0.00
1-3/8" to 1-5/8" doors	Locks with interchangeable core locks	DT[Door thickness]	\$11.70



COMPLETE LOCKS

OPTIONS

STRIKE REINFORCER		
Description	Specify	Price adjustment
Strike reinforcer, use with 10-094 or 10-108	37-016	\$0.00
STRIKE REINFORCEMENT SCREWS		
Description	Specify	Price adjustment
2" strike reinforcement screws. 630 finish only.	J250-028	\$0.00
BUY AMERICA ACT		
Description	Specify	Price adjustment
Buy America Act Compliant	BAA	\$12.00

Extended lead time

COMPLETE LOCKS

LESS COMPONENTS

Deductions are applied to complete lock prices. When requesting a product "Less (LLL)" any attribute, the entire detailed ACN must be provided.

LOCKS LESS COMPONENTS		
Description	Specify	Price adjustment
Less deadbolt	LLL	-\$16.60
Less strike	LLL	-\$7.10

B250 SERIES

B5000 SERIES

B600/700/800 SERIES

COMPLETE LOCKS
KEYING

Specify on order only if requesting an option other than the default. Control keys are not furnished with locks and must be purchased separately. See [Keys section](#) at the back of this book.

For complete details on cylinders, tailpieces, keying and keys, see the [Cylinders](#) and [Keys](#) sections at the back of this book.

KEYING		Default	Optional	Default	Optional	Default	Optional	Default	Optional	Default	Optional	Default	Optional
Specify	Description	P6	P	Z	R	T	M	G	H				
KD	Keyed different	▪	▪										
KA-0BIT	Keyed alike 0 bitted		▪	▪									
KA-1BIT	Keyed alike 1 bitted					▪							
KAGRP	Keyed alike by group		▪	▪									
KAQTY	Keyed alike by qty		▪	▪									
KEYSPECIFIC	Keyed alike to specific combination		▪	▪									
MK	Master keyed		▪	▪	▪		▪		▪				
SPLIT	Split key construction keyed		▪										
RCK	Lost ball construction keyed				▪								
RMK	Residential master keyed				▪								
RCK/RMK	Lost ball construction keyed and res. master keyed				▪								
ICC	FSIC construction keyed, (default)						▪						
ICA	FSIC construction keyed, (if specified)							▪					
ICB	FSIC construction keyed, (if specified)							▪					
BRN	SFIC construction keyed, Brown (default)												▪
GRN	SFIC construction keyed, Green (if specified)												▪

KEYWAY											
Specify keyway	Keyway family	Default keyway		P6	P	Z	R	T	M	G	H
		Non-masterkeyed	Masterkeyed								
[]	Everest 29 S (Open) Default if not specified	S123	S145	▪			▪				
[]	Obverse (Open)	C	E	▪	▪		▪	▪			
[]	Everest C (Open)	C123	C145	▪			▪				
[]	Everest D (Restricted)	D123	D145	▪			▪				
[]	Everest 29 T (Restricted)	T123	T145	▪			▪				
[]	Quad (Restricted)	Customer directed		▪			▪				
[]	Numbered (Restricted)	Customer directed		▪			▪				
[]	Reverse (Restricted)	Customer directed		▪			▪				
[]	Everest B (Restricted)	N/A	B125			▪			▪	▪	
[]	Everest 29 R (Restricted)	N/A	R125			▪			▪	▪	

For a complete list of keying related charges, see the [Cylinders](#) and [Keys](#) sections at the back of this book.
Keys must be ordered separately for all construction keyed options.

PARTS

DEADBOLTS	Available finishes													
	605	606	609	612	613	619	622	625	626	629	630	643e	626AM	630AM
	▪	▪	▪	▪	▪	▪	▪	▪	▪	N/A	N/A	▪	N/A	N/A
Description	Specify		Price each											
	Part number	Finish												
Square corner, 1" x 2-1/4", adjustable 2-3/8" or 2-3/4" backset, 1" housing diameter, standard deadbolt	12-288	.[Finish]	\$44.50											
Round corner (1/4" radius), 1" x 2-1/4", adjustable 2-3/8" or 2-3/4" backset, 1" housing diameter	12-289	.[Finish]	\$44.50											
Circular drive in deadbolt, adjustable 2-3/8" or 2-3/4" backset, 1" housing diameter, 626 finish only	12-290	.[Finish]	\$44.50											
Circular drive in deadbolt, adjustable 2-3/8" or 2-3/4" backset, 1" housing diameter, 626 finish only, UL label	12-316	.[Finish]	\$44.50											
Triple option - 1/4" radius round corner faceplate with 1" x 2-1/4" square corner and circular faceplates, adjustable 2-3/8" or 2-3/4" backset, 1" housing diameter	12-287	.[Finish]	\$51.60											
Square corner, 1-1/8" x 2-1/4", adjustable 2-3/8" or 2-3/4" backset, 1" housing diameter	12-291	.[Finish]	\$53.60											
Square corner, 1-1/8" x 2-1/4", 5" backset, 1" housing diameter	12-633	.[Finish]	\$118.00											
Rabbeted deadbolt and strike kit, adapts square corner latches and 2-3/4" high square corner strikes to 1/2" rabbeted door and frame preparations, 605 and 626 only	39-030	.[Finish]	\$74.10											

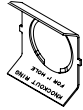
STRIKES	Available finishes													
	605	606	609	612	613	619	622	625	626	629	630	643e	626AM	630AM
	▪	▪	▪	▪	▪	N/A	▪	▪	▪	N/A	N/A	▪	N/A	N/A
Description	Specify		Price each											
	Part number	Finish												
Circular drive-in, thimble strike, 1-3/16" diameter, available in 626 finish only	10-064	.[Finish]	\$21.30											
ANSI, box, 1-1/4" x 4-7/8", 1-3/16" lip	10-087	.[Finish]	\$29.20											
Round corner (1/4" radius), 1-1/8" full lip, no box, 1-5/8" x 2-1/4"	10-092	.[Finish]	\$9.70											
Square corner, no box, 1-1/8" x 2-3/4", standard	10-094	.[Finish]	\$15.10											
Square corner, full 1-1/8" lip, no box, 1-5/8" x 2-1/4"	10-095	.[Finish]	\$9.70											
Round corner (1/4" radius), 1" x 2-1/4", no reinforcement strike provided (available in 605, 609 and 630 finishes only)	10-103	.[Finish]	\$2.60											
Round corner (1/4" radius), 1-1/4" x 3-5/8", 4 hole, no reinforcement strike provided (available in 605, 609 and 630 only)	10-104	.[Finish]	\$3.00											
Round corner, 1-1/8" x 2-3/4", no box	10-108	.[Finish]	\$22.50											
Metal dust box and 3 screws, use with 10-094 and 10-108	10-112		\$15.00											
Strike reinforcer, use with 10-094 and 10-108	37-016		\$20.00											

PARTS

TRIM																
B302-041			B600-018			12-626			B302-045							
Available finishes			605	606	609	612	613	619	622	625	626	629	630	643e	626AM	630AM
			▪	▪	▪	▪	▪	N/A	▪	▪	▪	N/A	N/A	N/A	▪	N/A
Description		Specify		Price each												
		Part number	Finish													
Rose and turn		B302-041	.[Finish]	\$56.60												
Mounting plate for rose and turn		B600-018	-	\$13.10												
Blank rose, exposed screws		12-626	.[Finish]	\$32.30												
Blank mounting plate kit for use on one side of B580		38-034	.[Finish]	\$123.00												
Classroom rose and turn		B302-045	.[Finish]	\$56.60												

ACCESSORIES AND ADAPTERS																
38-031			B520-649			B520-650										
Available finishes			605	606	609	612	613	619	622	625	626	629	630	643e	626AM	630AM
			▪	▪	▪	▪	▪	▪	▪	▪	▪	N/A	N/A	N/A	N/A	▪
Description		Specify		Price each												
		Part number	Finish													
2-1/2" diameter adapter ring for 2-1/8" door prep, mounted under cylinder		38-031	.[Finish]	\$24.30												
Trim ring with shield for B560/B562		B520-649	.[Finish]	\$30.00												
Trim ring with shield for interchangeable core functions		B520-650	.[Finish]	\$30.00												
Faceplate adapter to adapt 1" faceplate to 1-1/8" door preparation		A501-878	.[Finish]	\$0.96												

PARTS

DOOR REINFORCEMENTS		
A501-566 		
Description	Specify	Price each
Reinforcer for 1-3/8" thick nonreinforced metal doors, fits both 7/8" and 1" diameter housings (2 required per lock)	A501-565	\$25.20
Reinforcer for 1-3/4" thick nonreinforced metal doors, fits both 7/8" and 1" diameter housings (2 required per lock)	A501-566	\$25.20
Door frame strike reinforcer	37-016	\$20.00

OCCUPANCY INDICATOR EMERGENCY KEY		
Description	Specify	Price each
Emergency release key, standard size, for B571 occupancy indicator deadbolt. Includes one key, ring, and instruction tag	61-509	\$14.10
Emergency release key, large size, for B571 occupancy indicator deadbolt. Includes one key, ring, and instruction tag	61-510	\$26.70

INDIVIDUAL SCREWS PH = Phillips head POH machine = Phillips oval head PFH = Phillips flat head	Available finishes													
	605	606	609	612	613	619	622	625	626	629	630	643e	626AM	630AM
	▪	▪	▪	▪	▪	N/A	▪	▪	▪	N/A	N/A	N/A	N/A	N/A

KEYLESS: B580						
Description		Application		Specify		Price each
Size	Type	Use with:	Door thickness	Part number	Finish	Order in multiples of 100
6-32 x 1/4"	PH machine	Turn	—	B600-066	.[Finish]	\$3.10
8-32 x 1/2"	PH machine	Mounting plate	—	B600-048	-	\$1.20
8 x 3/4"	RH wood	Mounting plate	—	F506-359	-	\$0.58

KEYLESS: B571, B581						
Description		Application		Specify		Price each
Size	Type	Use with:	Door thickness	Part number	Finish	Order in multiples of 100
10-32 x 1-1/8"	POH machine	Mounting	1-3/8" - 1-3/4"	B520-662	-	\$3.10
10-32 x 1-3/4"	POH machine	Mounting	Over 1-3/4" - 2-1/4"	B520-663	-	\$3.10
6-32 x 1/4"	POH machine	Turn	—	B600-066	.[Finish]	\$3.10

KEYED, SINGLE CYLINDER: B560, B563						
Description		Application		Specify		Price each
Size	Type	Use with:	Door thickness	Part number	Finish	Order in multiples of 100
1/4"-28 x 1-15/16"	POH machine	Mounting	1-3/8" - 1-3/4"	B600-100	-	\$3.10
1/4"-28 x 2-1/2"	POH machine	Mounting	Over 1-3/4" - 2-1/4"	B600-101	-	\$3.10
6-32 x 1/4"	PH machine	Turn	—	B600-066	.[Finish]	\$3.10
10-32 x 3/8"	PH machine	Anti-pry shield	—	B520-298	-	\$0.96

KEYED, SINGLE CYLINDER: B560G, B563G, B560R, B563R						
Description		Application		Specify		Price each
Size	Type	Use with:	Door thickness	Part number	Finish	Order in multiples of 100
1/4"-28 x 1-15/16"	POH machine	Mounting	1-3/8" - 2-1/4"	B600-100	-	\$3.10
6-32 x 1/4"	PH machine	Turn	—	B600-066	.[Finish]	\$3.10

PARTS

INDIVIDUAL SCREWS PH = Phillips head POH machine = Phillips oval head PFH = Phillips flat head	Available finishes													
	605	606	609	612	613	619	622	625	626	629	630	643e	626AM	630AM
	▪	▪	▪	▪	▪	N/A	▪	▪	▪	N/A	N/A	N/A	N/A	N/A

KEYED, DOUBLE CYLINDER: B562						
Description		Application		Specify		Price each
Size	Type	Use with:	Door thickness	Part number	Finish	Order in multiples of 100
1/4"-28 x 3-13/64"	PH machine	Mounting	1-3/8" - 1-3/4"	B600-047	-	\$3.10
1/4"-28 x 3-29/64"	PH machine	Mounting	over 1-3/4" - 2-1/4"	B600-078	-	\$3.10
10-32 x 3/8"	PH machine	Anti-pry shield	—	B520-298	-	\$0.96

KEYED, DOUBLE CYLINDER: B562G, B562R						
Description		Application		Specify		Price each
Size	Type	Use with:	Door thickness	Part number	Finish	Order in multiples of 100
1/4"-28 x 2-61/64"	PH machine	Mounting	1-3/8" - 2"	B600-053	-	\$3.10
10-32 x 3/8"	PH machine	Anti-pry shield	—	B520-298	-	\$0.96

ALL FUNCTIONS						
Description		Application		Specify		Price each
Size	Type	Use with:	Door thickness	Part number	Finish	Order in multiples of 100
8 x 3/4"	PFH combo	Deadbolt and strike screw	—	C603-897	.[Finish]	\$1.10
8 x 2"	PFH wood	2" strike screw	—	J250-028	-	\$2.70l
12 x 3"	PFH wood	3" Metal dust box screw	—	R525-256	-	\$2.70

SCREW PACKS	Available finishes													
	605	606	609	612	613	619	622	625	626	629	630	643e	626AM	630AM
	▪	▪	▪	▪	▪	N/A	▪	▪	▪	N/A	N/A	N/A	N/A	N/A

KEYLESS: B580						
Door thickness	Contents			Specify		Price each
				Part number	Finish	
1-3/8" - 2-1/4"	(2) B600-048 (2) F605-359	(4) C603-897 (1) B600-018	(2) B600-066	61-506	.[Finish]	\$22.70

KEYLESS: B581, B571						
Door thickness	Contents			Specify		Price each
				Part number	Finish	
1-3/8" - 1-3/4"	(2) B520-662 (4) C603-897	(2) B600-066 (1) B600-018		61-504	.[Finish]	\$29.50
Over 1-3/4" - 2-1/4"	(2) B520-663 (4) C603-897	(2) B600-066 (1) B600-018		61-505	.[Finish]	\$29.50

KEYED, SINGLE CYLINDER: B560, B563						
Door thickness	Contents			Specify		Price each
				Part number	Finish	
1-3/8" - 1-3/4"	(1) B600-018 (2) B600-100	(2) B600-066 (4) C603-897		61-500	.[Finish]	\$18.60
Over 1-3/4" - 2-1/4"	(1) B600-018 (2) B600-101	(2) B600-066 (4) C603-897		61-501	.[Finish]	\$18.60

 CYLINDRICAL
 DEADBOLTS
 MORTISE
 MULTIPOINT
 INTERCONNECT
 TUBULAR
 SPECIALTY
 PORTABLE
 CYLINDERS/KEYS
 TOOLS/KITS
 MERCHANDISING
 FORMS



PARTS

SCREW PACKS		Available finishes													
		605	606	609	612	613	619	622	625	626	629	630	643e	626AM	630AM
		▪	▪	▪	▪	▪	N/A	▪	▪	▪	N/A	N/A	N/A	N/A	N/A
KEYED, SINGLE CYLINDER: B560G, B563G, B560R, B563R															
Door thickness	Contents	Specify		Price each											
		Part number	Finish												
1-3/8" – 2"	(1) B600-018 (2) B600-066 (2) B600-100 (4) C603-897	61-500	.[Finish]	\$18.60											
KEYED, DOUBLE CYLINDER: B562															
Door thickness	Contents	Specify		Price each											
		Part number	Finish												
1-3/8" – 1-3/4"	(2) B600-047 (4) C603-897	61-502	.[Finish]	\$14.30											
Over 1-3/4" – 2-1/4"	(2) B600-078 (4) C603-897	61-503	.[Finish]	\$14.30											
KEYED, DOUBLE CYLINDER: B562G, B562R															
Door thickness	Contents	Specify		Price each											
		Part number	Finish												
1-3/8" – 2"	(2) B600-053 (4) C603-897	61-507	.[Finish]	\$14.30											

CYLINDERS AND KEYS

Cylinders and keys sold separate can be found in the [Cylinders](#) and [Keys](#) sections at the back of this book.

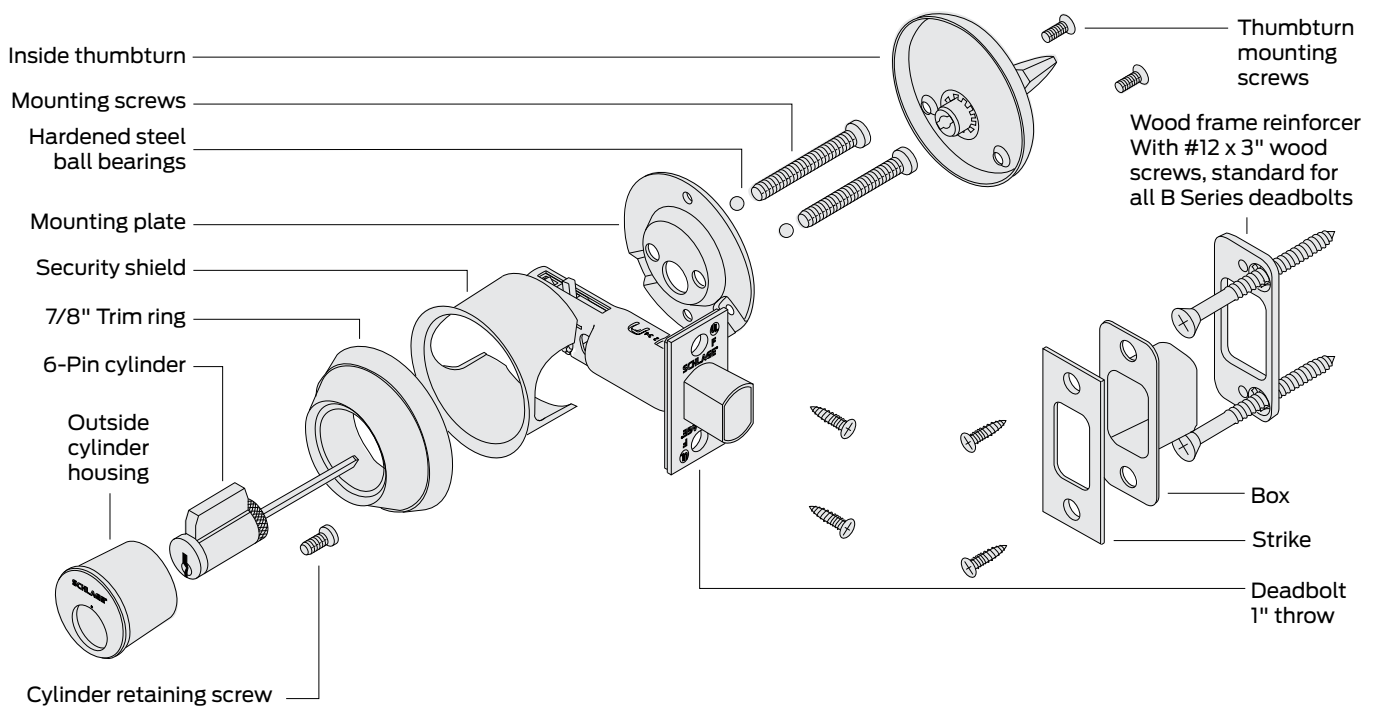
B250 SERIES

B500 SERIES

B600/700/800 SERIES

B600, B700 AND B800 SERIES

Grade 1 deadbolt



How to order

To order products, attribute values should be provided in the sequence shown below. Each value should be separated by a period.

Line item number	Quantity	Brand	Required for all lock orders					Options				Keying				
			Series + Function	Cylinder type (keyed functions only)	Outside finish	Inside finish	Deadlatch	Strike	Door thickness	Strike reinforcer	Strike reinforcement screws	Screw option	Buy America Act compliant	Keying code	Keyway	Pack keys independently
		1	2	3	4	5	6	7	8	9A	9B	9C	9D	10A	10B	10C

Specifying dimensions:

Dimensions should be provided with the whole number followed by a dash and then the fraction of an inch. Example: 1-3/4.

Line item number

Quantity

- 1 **Brand:** Required only when specifying a product Less (LLL) any attribute.
- 2 **Series+Function:** Series combined with function.
- 3 **Cylinder type:** Specify cylinder code for keyed functions.
- 4 **Outside finish:** Required for all orders.
- 5 **Inside finish:** Specify only if different from the outside finish or if specifying a product Less (LLL) any attribute.
- 6 **Deadbolt:** Leave blank to receive the default deadbolt. Specify part number if non-default deadbolt is required or if specifying a product Less (LLL) any attribute.
- 7 **Strike:** Leave blank to received default strike. Specify part number if non-default strike is required or if specifying a product Less (LLL) any attribute.
- 8 **Door thickness:** Leave blank for default 1-3/4" thick doors. Specify if other than 1-3/4" or if specifying a product Less (LLL) any attribute. Specify with a DT prefix followed by the door thickness dimension. Example: DT1-3/8, DT2-1/4.
- 9A-9D **Options:** Specify any desired options.
- 10A **Keying code:** Default keying code is dictated by the selected cylinder type. Leave blank for to receive the default keying code or specify for any other keying code. If ordering a product less any lock attribute, keying code must be specified.
- 10B **Keyway:** Default way is dictated by the selected cylinder type. Leave blank for to receive the default keyway or specify to order any other keyway. If ordering a product less any lock attribute, keying code must be specified.
- 10C **Pack keys independently:** Specify only when requesting that keys be packed independently.

Contents

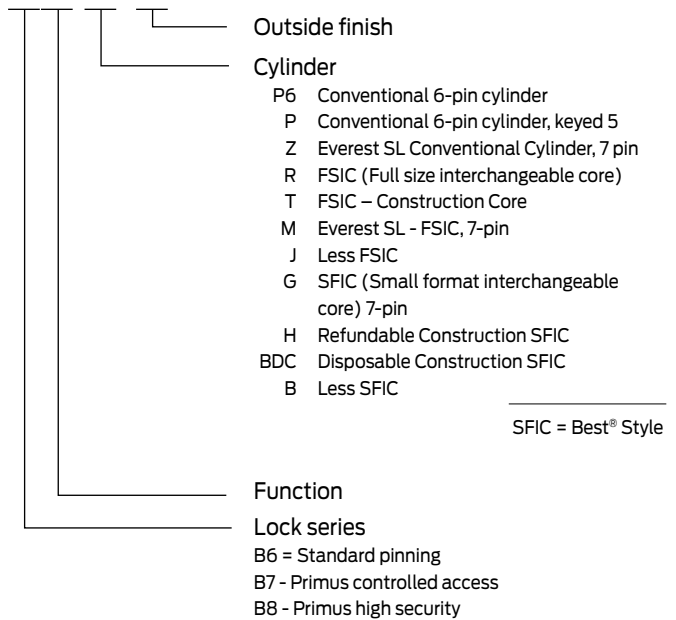
B600, B700, B800 Series | Overview.....125
B600, B700, B800 Series | Functions.....128
B600, B700, B800 Series | Styles129
B600, B700, B800 Series | Configure a product.....131
 Cylinder adjustments133
 Deadbolts.....134
 Strikes.....135
 Door dimensions.....135
 Options.....136
 Less components.....136
 Keying.....137
 Deadbolts.....138
B600, B700, B800 Series | Parts.....138
 Strikes.....139
 Trim139
 Door Reinforcements.....140
 Individual screws.....140
 Screw Packs140
 Torx Screw Packs141
 Special Parts142

BAA/ARRA

Contact your local RSO or
 Sales Rep. for ordering details

Product identification

B660.P6.626



Finish codes and descriptions

BHMA code	Description
605 (US 3)	Bright Brass
606 (US 4)	Satin Brass
609 (US 5)	Antique Brass
612 (US 10)	Satin Bronze
613 (US 10B)	Oil Rubbed Bronze
619 (US 15)	Satin Nickel
622 (US 19)	Matte Black
625 (US 26)	Bright Chrome
626 (US 26D)	Satin Chrome
626AM	Satin Chrome, Antimicrobial
643e (US 11)	Aged Bronze

Standard features



Certification	ANSI/BHMA Certified A156.36-2010, Grade 1 auxiliary lock. With FSIC Interchangeable Core Cylinders: Grade 2; With SFIC Interchangeable Core Cylinders: Grade 3 UL Listed for 3-hour fire door, B800-Series is UL437 listed.
Deadbolt	1-1/8" x 2-1/4", Square corner faceplate, 1" housing diameter, 1" throw
Strike	1-1/8" x 2-3/4", Square corner, box
Backset	Adjustable for 2-3/8" or 2-3/4"
Door range	1-5/8" - 2" standard cylinder or FSIC; 1-3/4" - 2" SFIC; 1-3/8" - 2-1/2" door bolt only
Reinforcement	Metal dust box reinforcer with two 3" screws
Trim rings	7/8" Solid brass or bronze
Cylinder	6-Pin solid brass, keyed 6-pin, S123 keyway, keyed different (KD)
Keys	Two nickel silver cut keys per lock, 6-pin, S123 section

B250 SERIES

B5000 SERIES

B600/700/800 SERIES

ANSI/BHMA Certified A156.36-2010, Grade 1 auxiliary lock.
UL Listed for 3-hour fire door, B800-Series is UL437 listed.

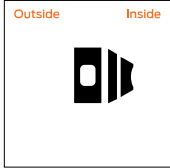
KEYLESS

SCHLAGE ANSI

B680 E0191

Door bolt

Deadbolt thrown or retracted by turn unit only. No outside trim. Bolt automatically deadlocks when fully thrown. Requires 1-1/2" cross bore only. Door range is 1-3/8" - 2-1/2".



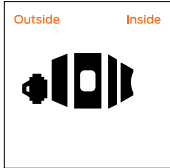
KEYED, SINGLE CYLINDER

SCHLAGE ANSI

B660 B760 B860 E0151

Single cylinder deadbolt lock

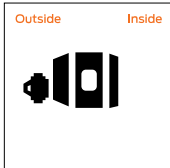
Deadbolt thrown or retracted by key from outside or by inside turn unit. Bolt automatically deadlocks when fully thrown.



B661 B761 B861 E0161

One-way deadbolt lock

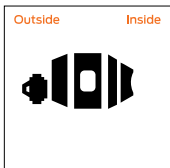
Deadbolt thrown or retracted by key only. Blank plate inside. Bolt automatically deadlocks when fully thrown.



B663 B763 B863 E0171

Classroom deadbolt lock

Deadbolt thrown or retracted by key outside. Inside turn unit will retract bolt only. Bolt automatically deadlocks when fully thrown.



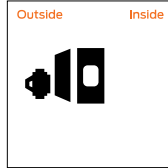
KEYED, SINGLE CYLINDER

SCHLAGE ANSI

B664 B764 B864 E0101

Cylinder lock

Deadbolt thrown or retracted by key from one side. No inside trim. Bolt automatically deadlocks when fully thrown. Requires 1-1/2" cross bore only.



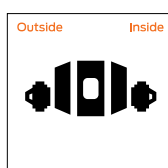
KEYED, DOUBLE CYLINDER

SCHLAGE ANSI

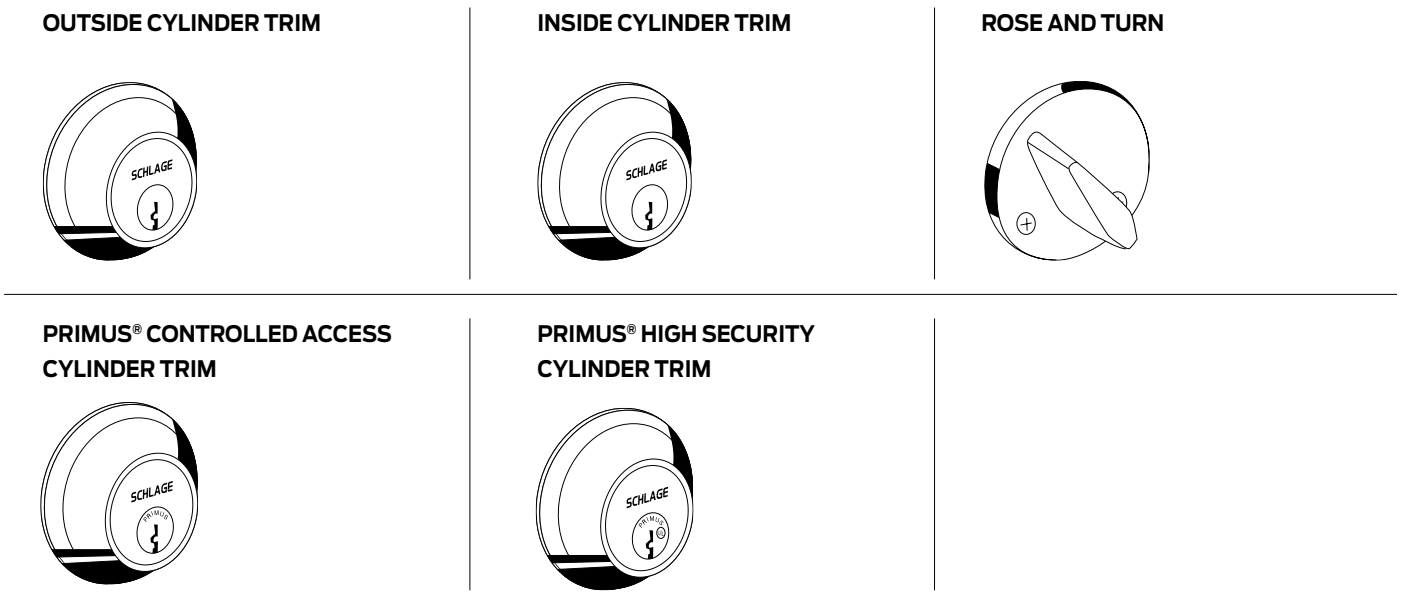
B662 B762 B862 E0141

Double cylinder deadbolt lock

Deadbolt thrown or retracted by key from either side. Bolt automatically deadlocks when fully thrown.



Caution: Double cylinder locks on residences and any door in any structure which is used for egress are a life safety hazard in times of emergency and their use is not recommended. Installation should be in accordance with existing codes only.

DEADLATCH DESIGN


FINISH AVAILABILITY	Bright Brass (605)	Satin Brass (606)	Antique Brass (609)	Satin Bronze (612)	Oil Rubbed Bronze (613)	Satin Nickel (619)	Matte Black (622)	Bright Chrome (625)	Satin Chrome (626)	Bright Stainless Steel (629)	Satin Stainless Steel (630)	Aged Bronze (643e)	Satin Chrome, Antimicrobial (626AM)	Satin Stainless Steel, Antimicrobial (630AM)
	DEADBOLT													
B600 Series deadbolt	605	606	609	612	613	619	622	625	626	-	-	643e	626AM	-
B700 Series deadbolt	605	606	609	612	613	619	622	625	626	-	-	643e	626AM	-
B800 Series deadbolt	605	606	609	612	613	619	622	625	626	-	-	643e	626AM	-
CYLINDER FINISHES														
Complete lock finish	605	606	609	612	613	619	622	625	626	-	-	643e	626AM	-
Coordinating conventional cylinder														
Plug component	606	606	606	606	522	626	622	626	626	-	-	522	626	-
Housing faceplate component	605	606	609	606	613	619	622	625	626	-	-	316	626	-
Coordinating FSIC/SFIC cylinder														
Plug (lower) component	606	606	606	606	522	626	622	626	626	-	-	522	626	-
Core face (upper) component	606	606	606	606	522	626	622	626	626	-	-	522	626	-
Housing faceplate component	605	606	609	612	613	619	622	625	626	-	-	316	626	-

522 is a simulated 613 finish



B250 SERIES

B5000 SERIES

B600/700/800 SERIES

this page intentionally blank

You can **configure and price a full range of products** using the tables and rules shown in this section.

The pricing of locks in this section includes the P6 cylinder in an open keyway (where applicable), default deadbolt, strike and a 1-3/4" thick door. Additional modifications are available using the rules and price adjustments on the subsequent pages.

How to order:

- All applicable product attributes must be provided in the order shown below
- Each value must separated by a period
- If requesting a product "Less (LLL)" any attribute, the entire detailed ACN must be provided
- Fractions will be written with the "/" symbol separating the numerator and the denominator (example 1/2)
- For dimensions that contain a whole number and a fraction, a hyphen "-" will be added after the whole number and before the fraction (example 2-1/2)
- For two dimensions represented together, such as length and width, the values would be separated by an "x" with no spaces
- Finishes should be listed using their BHMA finish as shown in this book

Required for all lock orders														
Brand	Series + Function	Cylinder type (keyed functions only)	Outside finish	Inside finish	Deadlatch	Strike	Door thickness	Options				Keying		
								Strike reinforcer	Strike reinforcement screws	Screw option	Buy America Act compliant	Keying code	Keyway	Pack keys independently
1	2	3	4	5	6	7	8	9A	9B	9C	9D	10A	10B	10C

◀ If ordering a product "Less (LLL)" any attribute, values for each attribute must be provided.

Only required if different than outside finish

Only required when deviating from the product's default. Specify only the deviated attribute(s).

Only required when deviating from the product's default. Specify only the deviated attribute(s).

Example:

B760 . P6 . 626 . 10-103

2	3	4	7
---	---	---	---

Selected strike is different than the default strike



B250 SERIES

B500 SERIES

B600/700/800 SERIES

COMPLETE LOCKS			FINISHES			
Split finishes and designs will be priced at the highest list price of the design and/or finish. Keyed function pricing based on P6 cylinder with open S123 keyway. See adjacent page for additional cylinder and keyway options.			626	605 606 609 612 619 622 625 643e	613	626AM [Ⓜ]
SERIES + FUNCTION CYL DESCRIPTION						
B600 SERIES						
B660	P6	Single cylinder deadbolt lock	\$260.00	\$266.00	\$276.00	\$308.00
B661	P6	One-way deadbolt lock	\$260.00	\$266.00	\$276.00	\$308.00
B662	P6	Double cylinder deadbolt lock	\$333.00	\$339.00	\$349.00	\$381.00
B663	P6	Classroom deadbolt lock	\$270.00	\$276.00	\$286.00	\$318.00
B664	P6	Cylinder lock	\$260.00	\$263.00	\$268.00	\$284.00
B680		Door bolt	\$203.00	\$206.00	\$211.00	\$227.00
B700 SERIES: PRIMUS® CONTROLLED ACCESS CYLINDER						
B760	P6	Single cylinder deadbolt lock	\$359.00	\$365.00	\$375.00	\$407.00
B761	P6	One-way deadbolt lock	\$359.00	\$365.00	\$375.00	\$407.00
B762	P6	Double cylinder deadbolt lock	\$524.00	\$530.00	\$540.00	\$572.00
B763	P6	Classroom deadbolt lock	\$374.00	\$380.00	\$390.00	\$422.00
B764	P6	Cylinder lock	\$359.00	\$362.00	\$367.00	\$383.00
B800 SERIES: PRIMUS®-UL437 HIGH SECURITY CONTROLLED ACCESS CYLINDER						
B860	P6	Single cylinder deadbolt lock	\$392.00	\$398.00	\$408.00	\$440.00
B861	P6	One-way deadbolt lock	\$392.00	\$398.00	\$408.00	\$440.00
B862	P6	Double cylinder deadbolt lock	\$551.00	\$557.00	\$567.00	\$599.00
B863	P6	Classroom deadbolt lock	\$415.00	\$421.00	\$431.00	\$463.00
B864	P6	Cylinder lock	\$392.00	\$395.00	\$400.00	\$416.00

[Ⓜ] Extended lead time



COMPLETE LOCKS

CYLINDER ADJUSTMENTS

Keyed locks above are priced including the P6 cylinder with open keyway. Provided below are pricing adjustments based on other available cylinder types. For Primus and Primus XP cylinders, order lock less cylinder and order the Primus or Primus XP cylinder separately.

For complete details on cylinders, tailpieces, keying and keys, including cylinders sold separate, see the [Cylinders](#) and [Keys](#) sections at the back of this book.

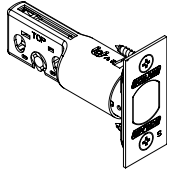
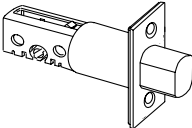
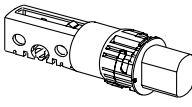
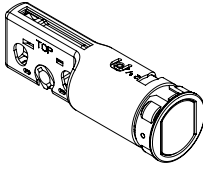
CYLINDER ADJUSTMENTS					
Restricted keyways include: Everest 29 R and T keyways, Everest B and D keyways and Classic (Reverse/Quad/Numbered) keyways					
Description	Specify	Single cylinder function Price adjustment		Double cylinder function Price adjustment	
		Open	Restricted	Open	Restricted
B600 Series					
Conventional 6-pin cylinder	P6	\$0.00	\$24.00	\$0.00	\$48.00
Conventional 6-pin cylinder, keyed 5	P	\$0.00	\$24.00	\$0.00	\$48.00
Everest SL Conventional Cylinder, 7 pin	Z	N/A	\$24.00	N/A	\$48.00
FSIC (Full size interchangeable core)	R	\$40.70	\$64.70	\$81.40	\$129.40
FSIC – Construction Core	T	\$40.70	N/A	\$81.40	N/A
Everest SL - FSIC, 7-pin	M	N/A	\$64.70	N/A	\$129.40
Less FSIC	J	-\$51.30		-\$102.60	
SFIC (Small format interchangeable core) 7-pin	G	N/A	\$105.00	N/A	\$210.00
Refundable Construction SFIC	H	\$56.00	N/A	\$112.00	N/A
Disposable Construction SFIC	BDC	\$0.00	N/A	\$0.00	N/A
Less SFIC	B	\$0.00		\$0.00	
B700 Series					
FSIC (Full size interchangeable core) - Primus	R	N/A	\$51.00	N/A	\$102.00
Everest SL - FSIC, 7-pin - Primus	M	N/A	\$51.00	N/A	\$102.00
B800 Series					
Conventional 6-pin cylinder	P6	N/A	\$0.00	N/A	\$0.00
Everest SL Conventional Cylinder, 7 pin	Z	N/A	\$0.00	N/A	\$0.00

Construction cores (T and H) have an additional handling charge 50-231



COMPLETE LOCKS DEADBOLTS

Specify on order only if requesting an option other than the default

DEADBOLTS					
	12-296	12-631	12-641	12-317	
					
Default	Faceplate description		Backset	Specify	Price adjustment
▪	Square corner, 1-1/8" x 2-1/4", 1" housing diameter (not hurricane rated, use a fixed backset latch if hurricane rating is desired)		Adjustable 2-3/8" or 2-3/4"	12-296	\$0.00
	Square corner, 1-1/8" x 2-1/4", 1" housing diameter		2-3/8"	12-630	\$0.00
	Square corner, 1-1/8" x 2-1/4", 1" housing diameter		2-3/4"	12-631	\$0.00
	Square corner, 1-1/8" x 2-1/4", 1" housing diameter		3-3/4"	12-632	\$35.60
	Square corner, 1-1/8" x 2-1/4", 1" housing diameter		5"	12-633	\$35.60
	Circular, drive-in, 1-1/16" housing diameter, 626 finish only		2-3/8"	12-640	\$0.00
	Circular, drive-in, 1-1/16" housing diameter, 626 finish only		2-3/4"	12-641	\$0.00
	Circular, drive-in, 1-1/16" housing diameter, 626 finish only		3-3/4"	12-642	\$35.60
	Circular, drive-in, 1-1/16" housing diameter, 626 finish only		5"	12-643	\$35.60
	Circular, drive-in, 1" housing diameter, 626 finish only		Adjustable 2-3/8" or 2-3/4"	12-317	\$0.00


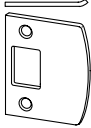
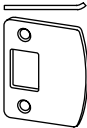


B250 SERIES

B5000 SERIES

B600/700/800 SERIES

COMPLETE LOCKS STRIKES

Specify on order only if requesting an option other than the default

STRIKES					
10-094	10-095	10-092	10-064	10-087	
					
Default	Description	Specify	Price adjustment		
▪	Square corner, no box, 1-1/8" x 2-3/4", standard	10-094	\$0.00		
	Square corner, 1-5/8" x 2-1/4", 1-1/8" full lip, no box	10-095	\$0.00		
	Round corner (1/4" radius), 1-5/8" x 2-1/4", 1-1/8" full lip, no box	10-092	\$0.00		
	Round corner (1/4" radius), 1-1/4" x 3-5/8", 4 hole, available in 605, 609, 620 and 630 finishes only	10-104	\$0.00		
	Round corner (1/4" radius), 1" x 2-1/4", available 605, 609 and 630 finishes only	10-103	\$0.00		
	Circular drive-in, thimble strike, 1-3/16" diameter, 626 finish only	10-064	\$0.00		
	ANSI, 1-1/4" x 4-7/8", 1-3/16" lip length, box	10-087	\$0.00		

COMPLETE LOCKS DOOR DIMENSIONS

OPTIONAL DOOR THICKNESS

All locks will be extended equally (EE)

NON-STANDARD DOOR THICKNESS AND EXTENDED OPTIONS			
Specify door thickness in to the nearest 1/8" increment.			
Door thickness	Restrictions	Specify	Price adjustment
1-3/8"	Not available on interchangeable core locks	DT1-3/8	\$12.70
Over 2" - 2-1/2"	Not available with SFIC. See Special Parts for SFIC conversion kits.	DT[Door thickness]	\$0.00



COMPLETE LOCKS

OPTIONS

STRIKE REINFORCER		
Description	Specify	Price adjustment
Strike reinforcer, use with 10-094 or 10-108	37-016	\$0.00
STRIKE REINFORCEMENT SCREWS		
Description	Specify	Price adjustment
2" strike reinforcement screws. 630 finish only.	J250-028	\$0.00
SCREW OPTIONS		
Description	Specify	Price adjustment
Standard screws	SCRSTD	\$0.00
Tamper resistant Torx® latch, strike, and mounting screws. Not available for SFIC locks.	TORX	\$27.20
BUY AMERICA ACT		
Description	Specify	Price adjustment
Buy America Act Compliant	BAA	\$12.00

☒ Extended lead time

COMPLETE LOCKS

LESS COMPONENTS

Deductions are applied to complete lock prices. When requesting a product "Less (LLL)" any attribute, the entire detailed ACN must be provided.

LOCKS LESS COMPONENTS		
Description	Specify	Price adjustment
Less deadbolt	LLL	-\$23.80
Less strike	LLL	-\$8.30
Less key blanks (B700 and B800 only)	LKB	-\$21.20

B250 SERIES

B5000 SERIES

B600/700/800 SERIES

COMPLETE LOCKS
KEYING

Specify on order only if requesting an option other than the default. Control keys are not furnished with locks and must be purchased separately. See [Keys section](#) at the back of this book.

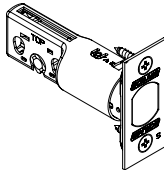
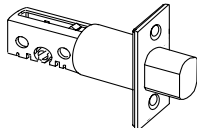
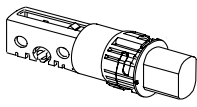
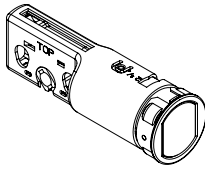
For complete details on cylinders, tailpieces, keying and keys, see the [Cylinders](#) and [Keys](#) sections at the back of this book.

KEYING		Default	Optional	Default	Optional	Default	Optional	Default	Optional	Default	Optional	Default	Optional	Default	Optional
Specify	Description	P6	P	Z	R	T	M	G	H						
KD	Keyed different	▪	▪												
KA-OBIT	Keyed alike 0 bitted		▪	▪											
KA-IBIT	Keyed alike 1 bitted					▪									
KAGRP	Keyed alike by group		▪	▪											
KAQTY	Keyed alike by qty		▪	▪											
KEYSPECIFIC	Keyed alike to specific combination		▪	▪											
MK	Master keyed		▪	▪	▪			▪		▪					
SPLIT	Split key construction keyed		▪												
RCK	Lost ball construction keyed			▪											
RMK	Residential master keyed			▪											
RCK/RMK	Lost ball construction keyed and res. master keyed			▪											
ICC	FSIC construction keyed, (default)							▪							
ICA	FSIC construction keyed, (if specified)								▪						
ICB	FSIC construction keyed, (if specified)								▪						
BRN	SFIC construction keyed, Brown (default)														▪
GRN	SFIC construction keyed, Green (if specified)														▪

KEYWAY											
Specify keyway	Keyway family	Default keyway		P6	P	Z	R	T	M	G	H
		Non-masterkeyed	Masterkeyed								
[]	Everest 29 S (Open) Default if not specified	S123	S145	▪			▪				
[]	Obverse (Open)	C	E	▪	▪		▪	▪			
[]	Everest C (Open)	C123	C145	▪			▪				
[]	Everest D (Restricted)	D123	D145	▪			▪				
[]	Everest 29 T (Restricted)	T123	T145	▪			▪				
[]	Quad (Restricted)	Customer directed		▪			▪				
[]	Numbered (Restricted)	Customer directed		▪			▪				
[]	Reverse (Restricted)	Customer directed		▪			▪				
[]	Everest B (Restricted)	N/A	B125			▪			▪	▪	
[]	Everest 29 R (Restricted)	N/A	R125			▪			▪	▪	

For a complete list of keying related charges, see the [Cylinders](#) and [Keys](#) sections at the back of this book. Keys must be ordered separately for all construction keyed options.

PARTS

DEADBOLTS															
12-296	12-631	12-641	12-317												
															
Available finishes		605	606	609	612	613	619	622	625	626	629	630	643e	626AM	630AM
		▪	▪	▪	▪	▪	▪	▪	▪	▪	N/A	N/A	▪	N/A	N/A
COMPLETE DEADBOLTS															
Description	Specify		Price each												
	Part number	Finish													
Square corner, adjustable 2-3/8" or 2-3/4" backset, 1-1/8" x 2-1/4", 1" housing diameter	12-296	.[Finish]	\$76.10												
Circular, drive-in, adjustable 2-3/8" or 2-3/4" backset, 1" housing diameter, 626 only	12-317	.[Finish]	\$44.50												
Square corner, 2-3/8" backset, 1-1/8" x 2-1/4", 1" housing diameter	12-630	.[Finish]	\$67.60												
Circular, drive-in, 2-3/8" backset, 1-1/16" housing diameter, 626 finish only	12-640	-	\$67.60												
Square corner, 2-3/4" backset, 1-1/8" x 2-1/4", 1" housing diameter, standard deadbolt	12-631	.[Finish]	\$67.60												
Circular, drive-in, 2-3/4" backset, 1-1/16" housing diameter, 626 finish only	12-641	-	\$67.60												
Square corner, 3-3/4" backset, 1-1/8" x 2-1/4", 1" housing diameter	12-632	.[Finish]	\$118.00												
Circular, drive-in, 3-3/4" backset, 1-1/16" housing diameter, 626 finish only	12-642	-	\$118.00												
Square corner, 5" backset, 1-1/8" x 2-1/4", 1" housing diameter	12-633	.[Finish]	\$118.00												
Circular, drive-in, 5" backset, 1-1/16" housing diameter, 626 finish only	12-643	-	\$118.00												
Rabbeted deadbolt and strike kit (adapts square corner latches and 2-3/4" high square corner strikes to 1/2" rabbeted door and frame preparations). 605 and 626 finishes only.	39-030	.[Finish]	\$74.10												
DEADBOLTS LESS FACEPLATES															
Description	Specify		Price each												
	Part number	Finish													
2-3/8" backset deadbolt unit less faceplate, 1" housing diameter	12-650	-	\$52.70												
2-3/4" backset deadbolt unit less faceplate, 1" housing diameter	12-651	-	\$52.70												
3-3/4" backset deadbolt unit less faceplate, 1" housing diameter	12-652	-	\$104.00												
5" backset deadbolt unit less faceplate, 1" housing diameter	12-653	-	\$104.00												
FACEPLATE KITS															
Description	Specify		Price each												
	Part number	Finish													
Square corner faceplate, 1-1/8" x 2-1/4", includes backplate and screws	12-627	.[Finish]	\$13.40												
Circular drive-in faceplate and collar, 626 finish only	12-628	-	\$13.40												

B250 SERIES

B5000 SERIES

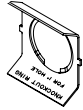
B600/700/800 SERIES

PARTS

STRIKES																		
10-094	10-095	10-092	10-064	10-087														
Available finishes					605	606	609	612	613	619	622	625	626	629	630	643e	626AM	630AM
					▪	▪	▪	▪	▪	▪	▪	▪	▪	N/A	N/A	▪	N/A	N/A
Description			Specify		Price each													
			Part number	Finish														
Circular drive-in, thimble strike, 1-3/16" diameter, 626 finish only			10-064	-	\$21.30													
ANSI, box, 1-1/4" x 4-7/8", 1-3/16" lip			10-087	.[Finish]	\$29.20													
Round corner (1/4" radius), 1-1/8" full lip, no box, 1-5/8" x 2-1/4"			10-092	.[Finish]	\$9.70													
Square corner, no box, 1-1/8" x 2-3/4", standard			10-094	.[Finish]	\$15.10													
Square corner, full 1-1/8" lip, no box, 1-5/8" x 2-1/4"			10-095	.[Finish]	\$9.70													
Round corner (1/4" radius), 1" x 2-1/4", no reinforcement strike provided, 605, 609 and 630 finishes only			10-103	.[Finish]	\$2.60													
Round corner (1/4" radius), 1-1/4" x 3-5/8", 4 hole, no reinforcement strike provided. 605, 609, 620 and 630 finishes only			10-104	.[Finish]	\$3.00													
Metal dust box and 3 screws, use with 10-094 and 10-108			10-112	-	\$15.00													
Strike reinforcer, use with 10-094 and 10-108			37-016	-	\$20.00													
Plastic dust box for ANSI strike			K510-066	-	\$8.60													

TRIM															
12-617	B600-017														
Available finishes		605	606	609	612	613	619	622	625	626	629	630	643e	626AM	630AM
		▪	▪	▪	▪	▪	N/A	▪	▪	▪	N/A	N/A	N/A	▪	N/A
Description			Specify		Price each										
			Part number	Finish											
Rose and turn			12-617	.[Finish]	\$60.50										
Rose and turn, classroom function			12-618	.[Finish]	\$67.40										
Classroom driver kit			12-625	-	\$13.30										
Blank inside rose, exposed screws, B661			12-626	.[Finish]	\$32.30										
Blank mounting plate kit for use on one side of B664 or B680			38-034	.[Finish]	\$123.00										
Security shield, 2-1/8" door preparation			B600-017	-	\$13.30										
Mounting plate, turn			B600-018	-	\$13.10										
Support (anchor) and mounting screws, B664			B610-035	-	\$34.90										

PARTS

DOOR REINFORCEMENTS		
A501-566 		
Description	Specify	Price each
Reinforcer for 1-3/8" thick nonreinforced metal doors, fits both 7/8" and 1" diameter housings (2 required per lock)	A501-565	\$25.20
Reinforcer for 1-3/4" thick nonreinforced metal doors, fits both 7/8" and 1" diameter housings (2 required per lock)	A501-566	\$25.20
Door frame strike reinforcer	37-016	\$20.00

INDIVIDUAL SCREWS		Available finishes													
PFH = Phillips flat head		605	606	609	612	613	619	622	625	626	629	630	643e	626AM	630AM
		▪	▪	▪	▪	▪	▪	▪	▪	▪	N/A	N/A	▪	▪	N/A
KEYLESS: B580		Description		Application	Specify		Price each								
Size	Type	Part number	Finish		Order in multiples of 100										
12-24 x 1"	PFH combo	ANSI strike	C603-256	.[Finish]	\$1.20										
8 x 3/4"	PFH combo	Deadbolt and strike	C603-897	-	\$1.10										

SCREW PACKS		Available finishes													
KEYLESS		605	606	609	612	613	619	622	625	626	629	630	643e	626AM	630AM
		▪	▪	▪	▪	▪	▪	▪	▪	▪	N/A	N/A	▪	▪	N/A
Application/ door thickness	Functions	Contents		Specify		Price each									
		Part number	Finish												
Rose trim	B680	(2) Mounting screws	B610-066	.[Finish]	\$12.30										
KEYED, SINGLE CYLINDER															
Application/ door thickness	Functions	Contents		Specify		Price each									
		Part number	Finish												
1-3/8" – 2-1/2"	B664, B764, B864	(2) Mounting screws	B610-049	-	\$24.90										
1-3/8" – 2"	B660, B760, B860, B661, B761, B861, B663, B763, B863	(2) Mounting screws (2) Ball bearings	B610-050	-	\$24.90										
Over 2" – 2-1/2"	B660, B760, B860, B661, B761, B861, B663, B763, B863	(2) Mounting screws (2) Ball bearings	B610-051	-	\$24.90										
Rose trim	B660, B760, B860, B661, B761, B861, B663, B763, B863	(2) Mounting screws	B610-066	.[Finish]	\$12.30										
KEYED, DOUBLE CYLINDER (EXCEPT INTERCHANGEABLE CORE)															
Application/ door thickness	Functions	Contents		Specify		Price each									
		Part number	Finish												
1-3/8" – 2"	B662, B672, B682	(2) Mounting screws (2) Ball bearings	B610-053	-	\$24.90										
Over 2" – 2-1/2"	B662, B672, B682	(2) Mounting screws (2) Ball bearings	B610-055	-	\$24.90										

 B250 SERIES
B5000 SERIES

B600/700/800 SERIES

PARTS

SCREW PACKS	Available finishes													
	605	606	609	612	613	619	622	625	626	629	630	643e	626AM	630AM
	▪	▪	▪	▪	▪	▪	▪	▪	▪	N/A	N/A	▪	▪	N/A

KEYED, DOUBLE CYLINDER, INTERCHANGEABLE CORE						
Application/ door thickness	Functions	Contents	Specify		Price each	
			Part number	Finish		
1-5/8" – 2"	B662, B672, B682	(2) Mounting screws (2) Ball bearings	B610-054	-	\$24.90	
Over 2" – 2-1/2"	B662, B672, B682	(2) Mounting screws (2) Ball bearings	B610-056	-	\$24.90	

TORX SCREW PACKS Torx screw packs are furnished with the appropriate T-10, T-15, T-20 or T-30 installation tool(s)	Available finishes													
	605	606	609	612	613	619	622	625	626	629	630	643e	626AM	630AM
	▪	▪	▪	▪	▪	▪	▪	▪	▪	N/A	N/A	▪	▪	N/A

KEYLESS						
Application/ door thickness	Functions	Contents	Specify		Price each	
			Part number	Finish		
Rose trim	B680	(2) Mounting screws (T-10)	B610-065	.[Finish]	\$12.30	

KEYED, SINGLE CYLINDER						
Application/ door thickness	Functions	Contents	Specify		Price each	
			Part number	Finish		
1-3/8" – 2-1/2"	B664, B764, B864	(2) Mounting screws (T-30)	B610-059	-	\$26.60	
Rose trim	B660, B760, B860, B661, B761, B861, B663, B763, B863	(2) Mounting screws (T-10)	B610-065	.[Finish]	\$12.30	

KEYED, DOUBLE CYLINDER (EXCEPT INTERCHANGEABLE CORE)						
Application/ door thickness	Functions	Contents	Specify		Price each	
			Part number	Finish		
1-3/8" – 2"	B662, B762, B862	(2) Mounting screws (T-30) (2) Ball bearings	B610-061	-	\$26.60	
Over 2" – 2-1/2"	B662, B762, B862	(2) Mounting screws (T-30) (2) Ball bearings	B610-063	-	\$26.60	

KEYED, DOUBLE CYLINDER, INTERCHANGEABLE CORE						
Application/ door thickness	Functions	Contents	Specify		Price each	
			Part number	Finish		
1-5/8" – 2"	B662, B672, B682	(2) Mounting screws (T-30) (2) Ball bearings	B610-062	-	\$26.60	
Over 2" – 2-1/2"	B662, B672, B682	(2) Mounting screws (T-30) (2) Ball bearings	B610-064	-	\$26.60	

ALL FUNCTIONS						
Application/ door thickness	Functions	Contents	Specify		Price each	
			Part number	Finish		
Deadbolt and strike	All functions	(4) C503-766 8-32 x 1/2" (1) T-15 size Torx Bit	C203-311	.[Finish]	\$27.10	
Deadbolt and ANSI strike	All functions	(2) C503-766 8-32 x 1/2" (2) L583-371 12-24 x 1/2" (1) T-15 size Torx Bit (1) T-20 size Torx Bit	C203-312	.[Finish]	\$27.10	

 CYLINDRICAL
 DEADBOLTS
 MORTISE
 MULTIPoint
 INTERCONNECT
 TUBULAR
 SPECIALTY
 PORTABLE
 CYLINDERS/KEYS
 TOOLS/KITS
 MERCHANDISING
 FORMS

PARTS

SPECIAL PARTS

Screw and tailpiece conversion kit for B600, B700 and B800 Series locks to fit doors Extended Equally (EE) over 2" - 4" thick. For door thickness and locks not listed below, please use the Innovation Center (RFQ) request form.

Door range	Function	Cylinder types	Specify		Price each
			Part number	Door thickness	
Over 2"-4"	B660, B663	P	XB11-916 ⓘ	.[Door thickness]	\$214.00
2"-3"	B662	P	XB11-917 ⓘ	.[Door thickness]	\$133.00
2"-4"	B760, B763 B860, B863	P	XB11-918 ⓘ	.[Door thickness]	\$214.00
2"-3"	B762, B862	P	XB11-919 ⓘ	.[Door thickness]	\$214.00
2"-4"	B660, B663, B760, B763	R	XB11-920 ⓘ	.[Door thickness]	\$133.00
2"-4"	B660, B663	J, T	XB11-920 ⓘ	.[Door thickness]	\$133.00
2"-4"	B662, B762	R	XB11-921 ⓘ	.[Door thickness]	\$133.00
2"-4"	B662	J, T	XB11-921 ⓘ	.[Door thickness]	\$133.00
2"-4"	B660, B663	B, G, H	XB11-922 ⓘ	.[Door thickness]	\$133.00

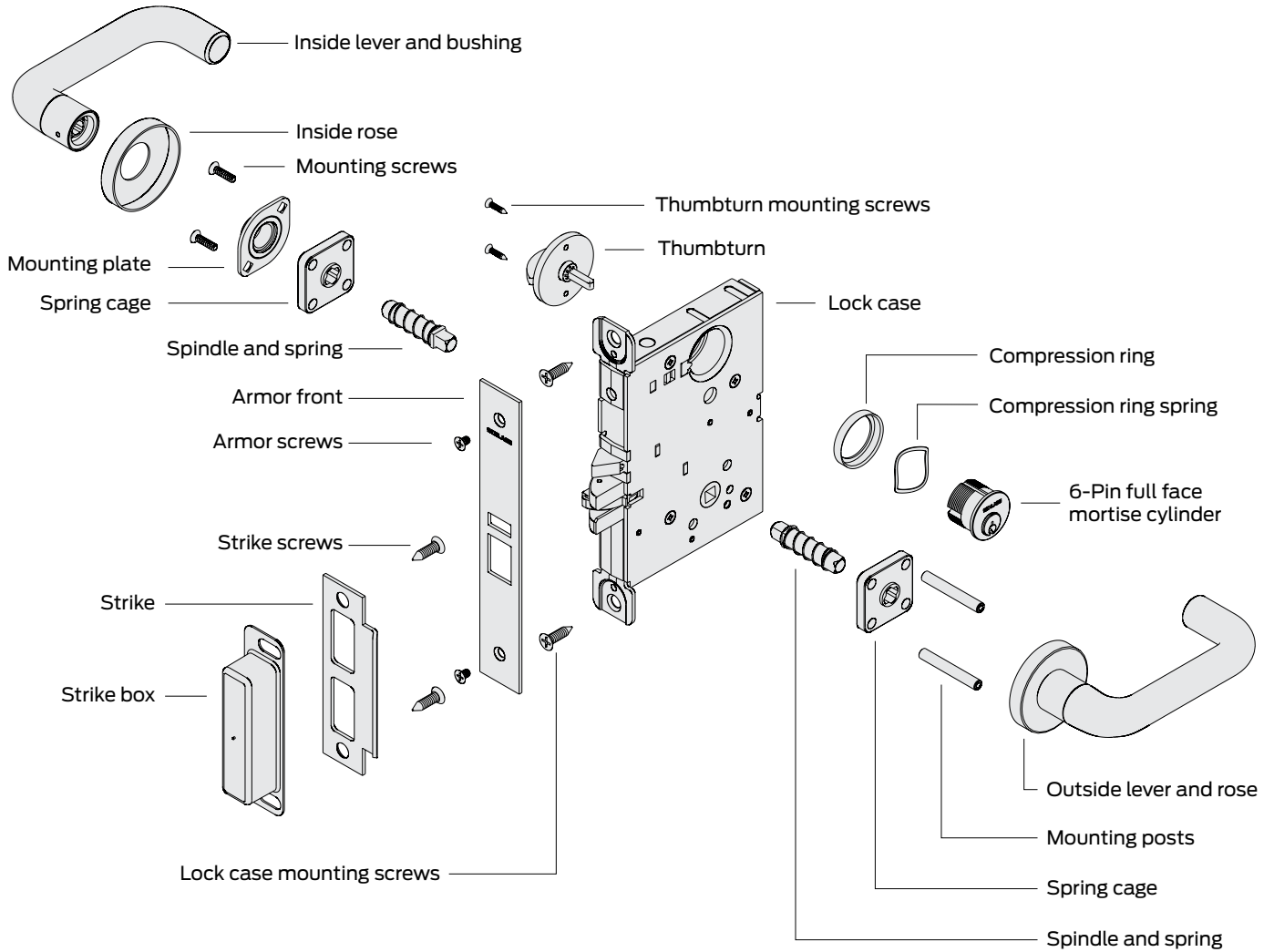
ⓘ Extended lead time


CYLINDERS AND KEYS

Cylinders and keys sold separate can be found in the [Cylinders](#) and [Keys](#) sections at the back of this book.

L SERIES 

Grade 1 mortise levered lock



 Indicates products that have EPD documentation available and meet LEED v4.

How to order

To order products, attribute values should be provided in the sequence shown below. Each value should be separated by a period.

Line item	Quantity	Required for all lock orders											Door dimensions				Lock monitoring				Options						Keying		
		Brand	Series + Function	Cylinder type (keyed functions only)	Outside style	Inside style	Handing	Armor front	Strike	Door thickness	Extended	Strike lip length	Request to Exit (RX)	Latchbolt monitor (LX)	Door position sensor (DPS)	Deadbolt monitor (DM)	Indicator	Basic or large ADA thumbturn	Screw option	Lead lining	Special options (X numbers)	Buy American Act compliant	Keying code	Keyway	Pack keys independently				
		1	2	3	4A	4B	4C	5A	5B	5C	6	7	8	9A	9B	9C	10A	10B	10C	10D	11A	11B	11C	11D	11E	11F	12A	12B	12C

Specifying dimensions: Dimensions should be provided with the whole number followed by a dash and then the fraction of an inch.

Example: 1-3/4.

Line item number

Quantity

- 1 **Brand:** Required only when specifying a product Less (LLL) any attribute.
- 2 **Series+Function:** Series combined with function.
- 3 **Cylinder type:** Specify cylinder code for keyed functions.
- 4A **Outside lever/knob design:** Required for all orders.
- 4B **Outside rose/escutcheon:** Required for all orders.
- 4C **Outside finish:** Required for all orders.
- 5A **Inside lever/knob design:** Required only if different from the outside lever design or if specifying a product Less (LLL) any attribute.
- 5B **Inside rose/escutcheon:** Required only when specifying a product Less (LLL) any attribute.
- 5C **Inside finish:** Specify only if different from the outside finish or if specifying a product Less (LLL) any attribute.
- 6 **Handing:** Required for select lever designs. If not specified the order will be shipped right handed (RH).
- 7 **Armor front:** Leave blank to received default armor front. Specify part number if non-default armor front is required or if specifying a product Less (LLL) any attribute.
- 8 **Strike:** Leave blank to received default strike. Specify part number if non-default strike is required or if specifying a product Less (LLL) any attribute.
- 9A **Door thickness:** Leave blank for default 1-3/4" thick doors. Specify if other than 1-3/4" or if specifying a product Less (LLL) any attribute. Specify with a DT prefix followed by the door thickness dimension. Example: DT1-3/8, DT2-1/4.
- 9B **Extended:** Specify for doors greater than 1-3/4". EE = Extended equally, EI = Extended inside, EO = Extended outside, ED = Extended differently (Extended different (ED)).
- 9C **Strike lip length:** Leave blank for default strike lip length. Specify for non-default strike lip length or if specifying a product Less (LLL) any attribute. Specify with a LIP prefix followed by the lip length dimension. Example: LIP1-3/8.
- 10A - 10D **Lock monitoring:** Specify any desired electronic lock options.
- 11A - 11F **Options:** Specify any desired options.
- 12A **Keying code:** Default keying code is dictated by the selected cylinder type. Leave blank for to receive the default keying code or specify for any other keying code. If ordering a product less any lock attribute, keying code must be specified.
- 12B **Keyway:** Default way is dictated by the selected cylinder type. Leave blank for to receive the default keyway or specify to order any other keyway. If ordering a product less any lock attribute, keying code must be specified.
- 12C **Pack keys independently:** Specify only when requesting that keys be packed independently.

Contents

L Series | Overview143
L Series | Functions146
L Series | Styles156
L Series | Configure a product165

- Rose trim166
- Escutcheon trim172
- Deadbolts177
- Ligature resistant180
- Armor front186
- Strike188
- Door dimensions192
- Door dimensions194
- Lock Monitoring198
- Indicators200
- Thumbturn203
- Screw options203
- Lead lining203
- Options203
- Locks less components204
- Keying206

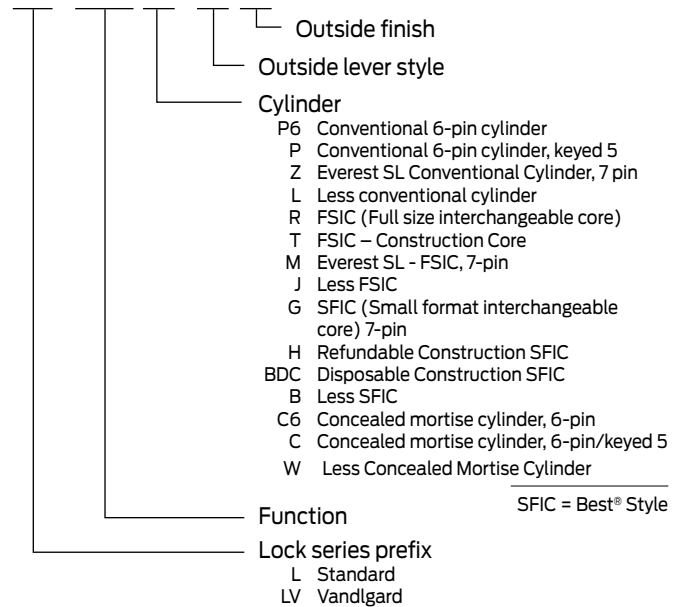
L Series | Distributor Pack program207
L Series | Parts212

BAA/ARRA

Contact your local RSO or Sales Rep. for ordering details

Product identification

L/LV9453.P6.06.626



Finish codes and descriptions

BHMA code	Description
605 (US 3)	Bright Brass
606 (US 4)	Satin Brass
609 (US 5)	Antique Brass
612 (US 10)	Satin Bronze
613 (US 10B)	Oil Rubbed Bronze
619 (US 15)	Satin Nickel
622 (US 19)	Matte Black
625 (US 26)	Bright Chrome
626 (US 26D)	Satin Chrome
626AM	Satin Chrome, Antimicrobial
629 (US32)	Bright Stainless Steel
630 (US32D)	Satin Stainless Steel
630AM	Satin Stainless Steel, Antimicrobial
643e (US 11)	Aged Bronze

Standard Features

Certification	L/LV9000: ANSI/BHMA Certified A156.13-2012, Series 1000, Grade 1 Operational, Grade 1 Security, UL Listed for 3-hour fire door (except L9076 and L9077). With FSIC Interchangeable Core Cylinders: Grade 1 Operational, Grade 2 Security. With SFIC Interchangeable Core Cylinders: Grade 1 Operational, Grade 3 Security. L400: ANSI/BHMA Certified A156.36-2010, Grade 1, UL Listed for 3-hour fire door.
Case Size	L/LV9000: 4-7/16" x 6-1/16" x 1"; L400: 4-7/16" x 3-5/8" x 1"
Armor Front	L/LV9000: 1-1/4" x 8"; L400: 1-1/4" x 5-9/16"
Deadbolt	1" Throw stainless steel
Latchbolt	3/4" Throw stainless steel with anti-friction tongue
Strike	L/LV9000: 1-1/4" x 4-7/8" Square corner, 1-3/16" lip, box; L400: 1-1/8" x 3-5/8" square corner, box
Backset	2-3/4"
Cylinder	6-Pin solid brass, keyed 6-pin, S123 keyway, keyed different (KD)
Door range	1-3/4"
Keys	Two nickel silver cut keys per lock, 6-pin, S123 section





ANSI/BHMA Certified A156.13-2012, Series 1000, Grade 1 Operational, Grade 1 Security, UL Listed for 3-hour fire door (except L9076 and L9077).

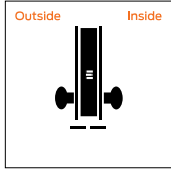
MORTISE LOCKS NON-KEYED

SCHLAGE ANSI

L9010 F01

Passage latch

Latchbolt retracted by knob/lever from either side at all times. Inside knob/lever is always free for immediate egress.



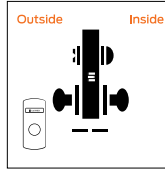
MORTISE LOCKS NON-KEYED

SCHLAGE ANSI

L9044 LV9044

Privacy with coin turn outside

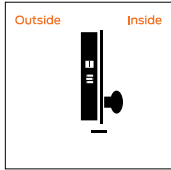
Latchbolt retracted by knob/lever from either side unless outside is locked by inside thumbturn or outside coin turn. Operating inside knob/lever, closing door, rotating inside thumbturn or rotating outside coin turn unlocks outside knob/lever. Specify L283-056 for Torx® screws. Available with rose and N escutcheon trim only.



L9025 F31

Exit lock

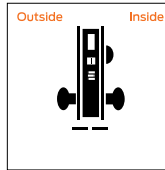
No outside trim. Auxiliary latch deadlocks latchbolt when door is closed. Inside knob/lever. Always free for immediate egress. Door handing must be specified on order.



L9412 with XL11-907

Exit lock with deadbolt

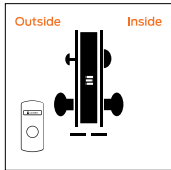
Latchbolt retracted by knob/lever inside. Outside knob/lever always fixed. Deadbolt thrown or retracted by inside thumbturn. Turning inside knob/lever retracts both deadbolt and latchbolt simultaneously. Auxiliary latch deadlocks latchbolt when door is closed. Specify L9412 with XL11-907 as a special option.



L9040 F22 LV9040

Bath/bedroom privacy lock

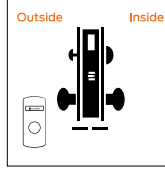
Latchbolt retracted by knob/lever from either side unless outside is locked by inside thumbturn. Turning inside knob/lever or closing door unlocks outside knob/lever. To unlock from outside, remove emergency button, insert emergency thumbturn (furnished) in access hole and rotate. Inside knob/lever is always free for immediate egress.



L9440 F19 LV9440

Privacy with deadbolt

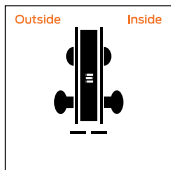
Latchbolt retracted by knob/lever from either side. Deadbolt thrown or retracted by inside thumbturn. Throwing deadbolt locks outside knob/lever. Rotating inside knob/lever simultaneously retracts deadbolt and latchbolt, and unlocks outside knob/lever. To unlock from outside, remove emergency button, insert emergency thumbturn in access hole and rotate. Inside knob/lever is always free for immediate egress.



L9040 or LV9040 with XL11-446

Privacy with turns both sides

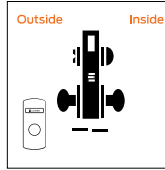
Latchbolt retracted by knob/lever from either side unless outside is locked by inside or outside thumbturn. Operating inside knob/lever, closing door or rotating either thumbturn unlocks outside knob/lever. Available with rose and L escutcheon trim only. Specify L9040 or LV9040 with XL11-446 as a special option.



L9444 LV9444

Privacy with deadbolt and coin turn outside

Latchbolt retracted by knob/lever from either side. Deadbolt thrown or retracted by inside thumbturn or outside coin turn. Throwing deadbolt locks outside knob/lever. Rotating inside knob/lever simultaneously retracts deadbolt and latchbolt, and unlocks outside knob/lever. Rotating outside coin turn retracts deadbolt and unlocks outside knob/lever. Specify L283-056 for Torx screws. Available with rose and N escutcheon trim only. Inside knob/lever is always free for immediate egress.



LV (Vandgard® function) allows exterior lever to rotate freely down, while remaining securely locked.



180 degree messaging indicator available. See options section for details.



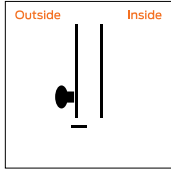
MORTISE LOCKS NON-KEYED DUMMY

SCHLAGE ANSI

L0170

Half dummy trim

Knob/lever on one side fixed by mounting bar.
Available with sectional and N escutcheon trim only.
For similar function with L escutcheon, see L9175.
Door handing must be specified on order.



MORTISE LOCKS NON-KEYED DUMMY

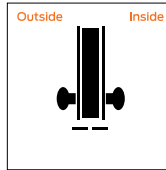
SCHLAGE ANSI

L9176

Full dummy trim with lock case

Fixed knob/lever on both sides. Includes lock case and blank armor front. May be ordered with optional XL11-743 armored front with cutout to receive deadbolt.

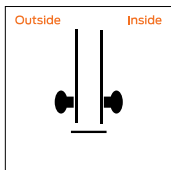
In a double door application where the dummy will be used as the strike, order 10-091 armored front strike separately.



L0172

Full dummy trim

Knob/lever on both sides fixed by mounting bar.



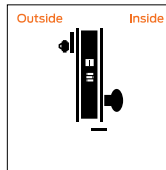
MORTISE LOCKS KEYED

SCHLAGE ANSI

L9026

Exit lock with cylinder

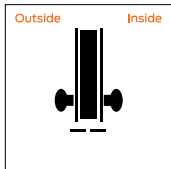
No outside trim. Inside knob/lever always free for immediate egress. Outside cylinder retracts latchbolt. Auxiliary latch deadlocks latchbolt when door is closed. Available in rose and L escutcheon trim only. Door handing must be specified on order.



L9110 with XL11-741

Double dummy with active trim

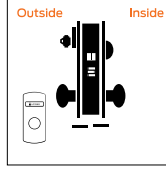
Knob/lever both sides always active. Includes lock case and armor front. Specify L9110 with XL11-741 as a special option. May be ordered with optional XL11-743 armor front with cutout to receive deadbolt only.



L9050 F04 LV9050

Entrance/office lock

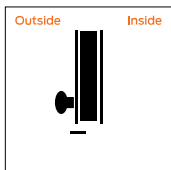
Latchbolt retracted by knob/lever from either side unless outside is made inoperative by key outside or by turning inside thumbturn. When outside is locked, latchbolt is retracted by key outside or by knob/lever inside. Outside knob/lever remains locked until thumbturn is returned to vertical or unlocked by key. Auxiliary latch deadlocks latchbolt when door is closed. Inside knob/lever is always free for immediate egress.



L9175

Half dummy trim with lock case

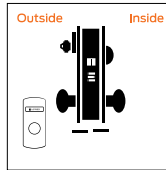
Fixed knob/lever on one side inoperable. Includes lock case and armored front. May be ordered with optional XL11-743 armored front with cutout to receive deadbolt. Door handing must be specified on order.



L9056 LV9056

L9050 with automatic unlocking

Latchbolt retracted by knob/lever from either side unless outside is made inoperative by key outside or by rotating inside thumbturn. Outside knob/lever unlocked by key outside, thumbturn or closing door. Rotating inside knob/lever simultaneously retracts latchbolt and unlocks outside knob/lever. Auxiliary latch deadlocks latchbolt when door is closed. Inside knob/lever is always free for immediate egress.



LV (Vandgard® function) allows exterior lever to rotate freely down, while remaining securely locked.



180 degree messaging indicator available. See options section for details.





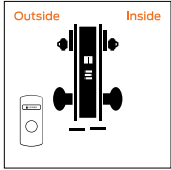
MORTISE LOCKS KEYED

SCHLAGE ANSI

**L9060 F09
LV9060**

Apartment entrance lock

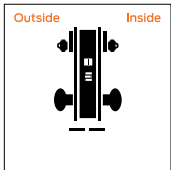
Latchbolt retracted by knob/lever from either side unless outside is locked by key from inside. When locked, latchbolt retracted by key outside or knob/lever inside. Auxiliary latch deadlocks latchbolt when door is closed. Inside knob/lever is always free for immediate egress.



**L9066 with
XL11-897**

Store lock

Key in either cylinder locks or unlocks both levers. When locked, latchbolt retracted by key either side. Specify L9066 with XL11-897 as a special option.

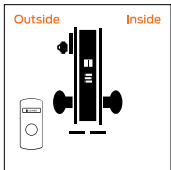


Caution: Double cylinder locks on residences and any door in any structure which is used for egress are a life safety hazard in times of emergency and their use is not recommended. Installation should be in accordance with existing codes only.

**L9070 F05
LV9070**

Classroom lock

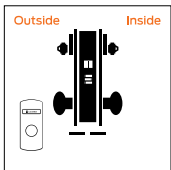
Latchbolt retracted by knob/lever from either side unless outside is locked by key. Unlocked from outside by key. Auxiliary latch deadlocks latchbolt when door is closed. Inside knob/lever is always free for immediate egress.



**L9071 F32
LV9071**

Classroom security lock

Latchbolt retracted by knob/lever from either side unless outside is locked by key from either side. Auxiliary latch deadlocks latchbolt when door is closed. Inside knob/lever is always free for immediate egress.



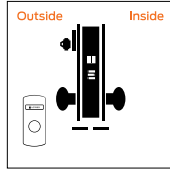
MORTISE LOCKS KEYED

SCHLAGE ANSI

**L9076 F06
LV9076**

Classroom holdback lock

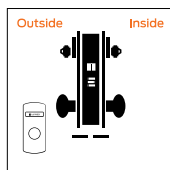
Latchbolt retracted by knob/lever from either side unless outside is locked by key. When locked, latchbolt retracted by key outside or knob/lever inside. Auxiliary latch deadlocks latchbolt when door is closed. Depress inside knob/lever and turn key 360° for holdback feature. Inside lever is always free for immediate egress.



**L9077
LV9077**

Classroom security holdback lock

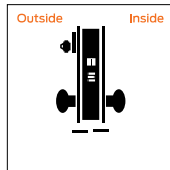
Latchbolt retracted by knob/lever from either side unless outside is locked by key from either side. When locked, latchbolt retracted by key outside or knob/lever inside. Auxiliary latch deadlocks latchbolt when door is closed. In locked state, depress inside knob/lever and turn key 360° to engage holdback and unlock door. Inside knob/lever is always free for immediate egress.



**L9080 F07
LV9080**

Storeroom lock

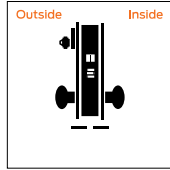
Latchbolt retracted by key outside or by knob/lever inside. Outside knob/lever always inoperative. Auxiliary latch deadlocks latchbolt when door is closed. Inside knob/lever is always free for immediate egress.



**L9081
LV9081**

Accessible storeroom lock

Latchbolt retracted by outside lever after outside key inserted and turned 280° or by lever inside. Outside lever is operable after the key is inserted and rotated. Auxiliary latch deadlocks latchbolt when door is closed. Inside lever is always free for immediate egress. Handing must be specified on order. Not available less outside trim.



LV (Vandgard® function) allows exterior lever to rotate freely down, while remaining securely locked.



180 degree messaging indicator available. See options section for details.



Cylinder



Knob/lever



Thumbturn



Thumbturn cylinder



Coin turn

— Solid spindle

- - - Two-piece spindle

Emergency thumbturn

Electrified function

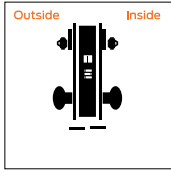
MORTISE LOCKS KEYED

SCHLAGE ANSI

L9082 F30
LV9082

Institution lock

Latchbolt retracted by key from either side. Knob/lever on both sides always inoperative. Auxiliary latch deadlocks latchbolt when door is closed.



Caution: Double cylinder locks on residences and any door in any structure which is used for egress are a life safety hazard in times of emergency and their use is not recommended. Installation should be in accordance with existing codes only.

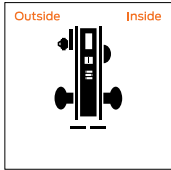
MORTISE LOCKS KEYED WITH DEADBOLT

SCHLAGE ANSI

L9453 F20
LV9453

Entrance/office lock with deadbolt

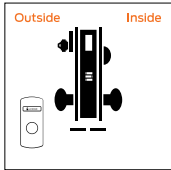
Latchbolt retracted by knob/lever from either side unless outside is locked by 20° rotation of thumbturn. Deadbolt thrown or retracted by 90° rotation of thumbturn. When locked, key outside or knob/lever inside retracts deadbolt and latchbolt simultaneously. Outside knob/lever remains locked until thumbturn is restored to vertical position. Throwing deadbolt automatically locks outside knob/lever. Auxiliary latch deadlocks latchbolt when door is closed. Inside knob/lever is always free for immediate egress.



L9456 F13
LV9456

Corridor lock

Latchbolt retracted by knob/lever from either side. Deadbolt thrown or retracted by key outside or inside thumbturn. Throwing deadbolt locks outside knob/lever. Turning inside knob/lever simultaneously retracts deadbolt and latchbolt and unlocks outside knob/lever. Inside knob/lever is always free for immediate egress.



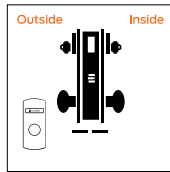
MORTISE LOCKS KEYED WITH DEADBOLT

SCHLAGE ANSI

L9457 F33
LV9457

Classroom security lock with deadbolt

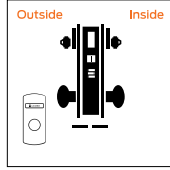
Latchbolt retracted by knob/lever from either side. Deadbolt thrown or retracted by key from either side. Throwing deadbolt locks outside knob/lever. Turning inside knob/lever simultaneously retracts deadbolt and latchbolt and unlocks outside knob/lever. Inside knob/lever is always free for immediate egress.



L9458 F34
LV9458

Classroom security lock with deadbolt and auxiliary latch

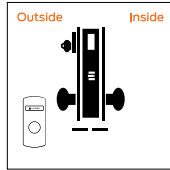
Latchbolt operated by lever from either side except when outside lever is locked from inside or outside by key. Deadbolt thrown or retracted by key from inside or outside. Operating inside lever retracts both bolts and unlocks outside. Auxiliary latch deadlocks latchbolt when door is closed. Inside knob/lever is always free for immediate egress.



L9465

Closet/storeroom lock

Latchbolt retracted by knob/lever from either side. Deadbolt thrown or retracted by key outside.



LV (Vandgard® function) allows exterior lever to rotate freely down, while remaining securely locked.



180 degree messaging indicator available. See options section for details.

- Cylinder
- Knob/lever
- Thumbturn
- Thumbturn cylinder
- Coin turn
- Solid spindle
- Two-piece spindle
- Emergency thumbturn
- Electrified function



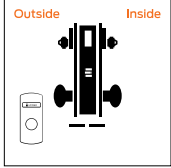
MORTISE LOCKS KEYED WITH DEADBOLT

SCHLAGE ANSI

L9466 F14

Store/utility room lock

Latchbolt retracted by knob/lever from either side. Deadbolt thrown or retracted by key from either side.



Caution: Double cylinder locks on residences and any door in any structure which is used for egress are a life safety hazard in times of emergency and their use is not recommended. Installation should be in accordance with existing codes only.

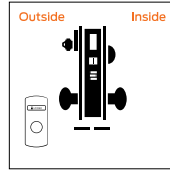
MORTISE LOCKS KEYED WITH DEADBOLT

SCHLAGE ANSI

L9485 LV9485

Faculty restroom lock

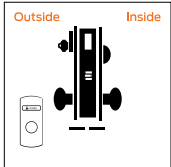
Latchbolt retracted by key outside or by knob/lever inside. Outside knob/lever always fixed. Deadbolt thrown or retracted by inside thumbturn. When deadbolt is thrown, all keys become inoperative except emergency key. Turning inside knob/lever retracts both deadbolt and latchbolt simultaneously. Auxiliary latch deadlocks latchbolt when door is closed. Inside knob/lever is always free for immediate egress. Not available in SFIC or Everest SL.



L9473 F21

Dormitory/bedroom lock

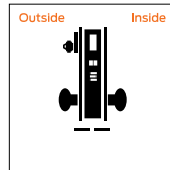
Latchbolt retracted by knob/lever from either side. Deadbolt thrown or retracted by key outside or thumbturn inside.



L9485 with XL11-557

Prison function lock

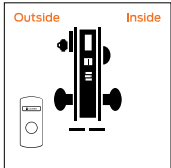
Latch retracted by key outside or knob inside. Outside knob always free spinning. Deadbolt only thrown or retracted by guard's key. Inside knob becomes fixed when deadbolt is thrown. Auxiliary latch deadlocks latchbolt when door is closed. Prisoner's key only retracts latchbolt. Furnished standard with tamper resistant Torx® screws. Only available with knob on L escutcheon or rose trim. Specify L9485 with XL11-557 as a special option.



L9480 LV9480

Storeroom lock with deadbolt

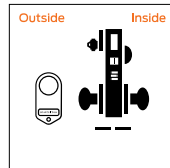
Latchbolt retracted by key outside or by lever or knob inside. Outside knob/lever always fixed. Deadbolt thrown or retracted by key outside or thumbturn inside. Turning inside knob/lever simultaneously retracts both deadbolt and latchbolt. Auxiliary latch deadlocks latchbolt when door is closed. Inside knob/lever is always free for immediate egress.



L9486 LV9486

L9485/LV9485 with 09-611 indicator

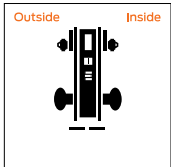
Adds 09-611 "Do Not Disturb" indicator to L9485/LV9485. Specify L583-375 for "Occupied". NOTE: This is the "old style" indicator, not the 180 degree indicator available on most other functions. Not available in SFIC or Everest SL. Available with rose trim only.



L9482 or LV9482 with XL11-543

Institution lock with deadbolt

Latchbolt retracted by key from either side. Knob/lever on both sides always inoperative. Deadbolt thrown or retracted by key either side. Auxiliary latch deadlocks latchbolt when door is closed. Specify L9482 or LV9482 with XL11-543 as a special option. For LV9482, knob/lever on both sides has Vandgard feature.

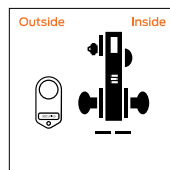


Caution: Double cylinder locks on residences and any door in any structure which is used for egress are a life safety hazard in times of emergency and their use is not recommended. Installation should be in accordance with existing codes only.

L9496 LV9496

L9456/LV9456 with 09-611 indicator

Adds 09-611 "Occupied" indicator to L9456/LV9456. NOTE: This is the "old style" indicator, not the 180 degree indicator available on most other functions. Available with rose trim only.



LV (Vandgard® function) allows exterior lever to rotate freely down, while remaining securely locked.



180 degree messaging indicator available. See options section for details.

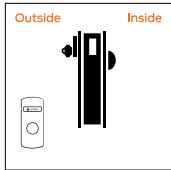


MORTISE LOCKS KEYED DEADBOLT

L9460 F17

Cylinder x thumbturn lock

Deadbolt thrown or retracted by key outside or thumbturn inside.

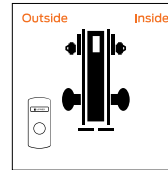


MORTISE LOCKS KEYED DEADBOLT

L9462 with XL11-886

Double cylinder lock with lever or knob

Outside knob/lever always fixed. Inside knob/lever active when deadbolt is extended. Rotating inside knob/lever will retract deadbolt. Specify L9462 with XL11-886 as a special option.

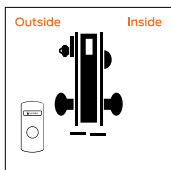


Caution: Double cylinder locks on residences and any door in any structure which is used for egress are a life safety hazard in times of emergency and their use is not recommended. Installation should be in accordance with existing codes only.

L9460 with XL11-635

Cylinder x thumbturn lock with fixed dummy trim

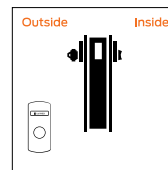
Knob/lever both sides fixed. Deadbolt thrown or retracted by key outside or thumbturn inside. Specify L9460 with XL11-635 as a special option.



L9463 F29

Classroom lock

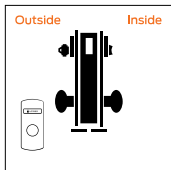
Deadbolt thrown or retracted by key from outside. Inside thumbturn cylinder retracts deadbolt but cannot project it.



L9460 with XL11-886

Cylinder x thumbturn lock with lever or knob

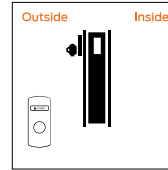
Deadbolt thrown or retracted by key outside or thumbturn inside. Outside knob/lever always fixed. Inside knob/lever active when deadbolt is extended. Rotating inside knob/lever will retract deadbolt. Specify L9460 with XL11-886 as a special option.



L9464 F18

Cylinder lock

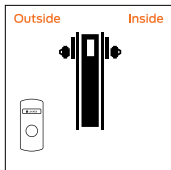
Deadbolt thrown or retracted by key from one side. No trim on opposite side.



L9462 F16

Double cylinder lock

Deadbolt operated by key from either side.

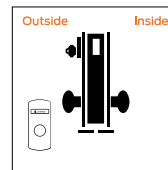


Caution: Double cylinder locks on residences and any door in any structure which is used for egress are a life safety hazard in times of emergency and their use is not recommended. Installation should be in accordance with existing codes only.

L9464 with XL11-886

Cylinder lock with lever or knob

Deadbolt thrown or retracted by key from one side. Outside knob/lever always fixed. Inside knob/lever active when deadbolt is extended. Rotating inside knob/lever will retract deadbolt. Specify L9464 with XL11-886 as a special option.



LV (Vandlgard® function) allows exterior lever to rotate freely down, while remaining securely locked.



180 degree messaging indicator available. See options section for details.



ANSI/BHMA Certified A156.5-2001, Grade 1, UL Listed for 3-hour fire door.

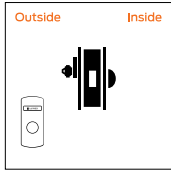
MORTISE LOCKS-SMALL CASE DEADBOLTS

SCHLAGE ANSI

L460 E06071

Cylinder x thumbturn lock

Deadbolt thrown or retracted by key outside or thumbturn inside.



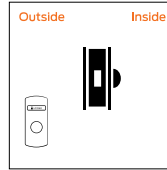
MORTISE LOCKS-SMALL CASE DEADBOLTS

SCHLAGE ANSI

L480

Door bolt

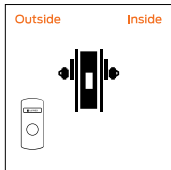
Deadbolt thrown or retracted by thumbturn from one side. No trim on opposite side.



L462 E06061

Double cylinder lock

Deadbolt operated by key from either side.

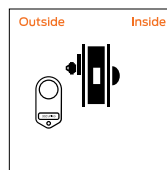


Caution: Double cylinder locks on residences and any door in any structure which is used for egress are a life safety hazard in times of emergency and their use is not recommended. Installation should be in accordance with existing codes only.

L496

Deadbolt with "OCCUPIED" indicator

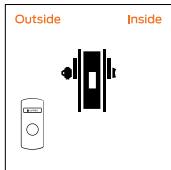
Deadbolt thrown or retracted by key outside or thumbturn inside. When deadbolt is thrown "OCCUPIED" plate is displayed.



L463 E06091

Classroom lock

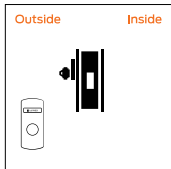
Deadbolt thrown or retracted by key from outside. Inside thumbturn cylinder retracts deadbolt but cannot project it.



L464 E06081

Cylinder lock

Deadbolt thrown or retracted by key from one side. No trim on opposite side.



LV (Vandgard® function) allows exterior lever to rotate freely down, while remaining securely locked.



180 degree messaging indicator available. See options section for details.



L909x EL/EU electrified locks

All locks feature automatic detection and operation with 12 or 24V DC, and a case-mounted switch that allows customer selection of EL (fail safe - power failure allows either knob/lever to retract latchbolt and/or deadbolt) or EU (fail secure - power failure locks outside knob/lever or both knobs/levers). Please specify lock function as EL or EU for default switch position.

Locks also come standard with Allegion Connect Molex connector with 3" lead and CON-6W. Allegion Connect is a Molex connector system that allows rapid installation of locks when used with Allegion Connect Harnesses (see page 230) and Allegion Connect Hinges (see Ives price book). Indicators are not allowed on electrified locks. For more information speak with your sales representative. The Molex connector can also be cut off so that the lock can be installed with traditional splicing.

Available options for electrified functions:

- Request-to-Exit (RX)
- Latchbolt monitor (LX)
- Door position sensor (DPS) (non-deadbolt models only)
- Deadbolt monitor (DM) (standard on electrified deadbolt models)
- Vandlgard versions only available with RX option

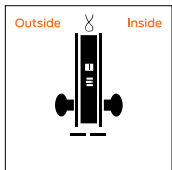
ELECTRIFIED LOCKS

SCHLAGE

**L9090EL/LV9090EL
L9090EU/LV9090EU**

Electrically locking/unlocking outside lever, no cylinder

Outside knob/lever continuously locked (EL) or unlocked (EU) by 12 or 24V DC. Auxiliary latch deadlocks latchbolt when door is closed. Inside lever always free for immediate egress.



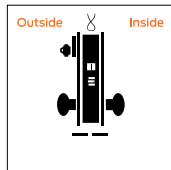
ELECTRIFIED LOCKS

SCHLAGE

**L9092EL/LV9092EL
L9092EU/LV9092EU**

Electrically locking/unlocking outside lever, outside cylinder

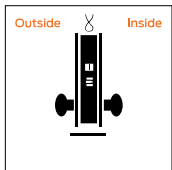
Outside knob/lever continuously locked (EL) or unlocked (EU) by 12 or 24V DC. Latchbolt retracted by key outside or knob/lever inside. Auxiliary latch deadlocks latchbolt when door is closed. Inside lever always free for immediate egress.



**L9091EL/LV9091EL
L9091EU/LV9091EU**

Electrically locking/unlocking both levers, no cylinder

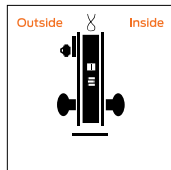
Inside and outside knob/lever continuously locked (EL) or unlocked (EU) by 12 or 24V DC. Auxiliary latch deadlocks latchbolt when door is closed.



**L9093EL/LV9093EL
L9093EU/LV9093EU**

Electrically locking/unlocking both levers, outside cylinder

Inside and outside knob/lever continuously locked (EL) or unlocked (EU) by 12 or 24V DC. Latchbolt retracted by key outside. Auxiliary latch deadlocks latchbolt when door is closed.



LV (Vandlgard® function) allows exterior lever to rotate freely down, while remaining securely locked.





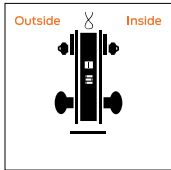
ELECTRIFIED LOCKS

SCHLAGE

**L9095EL/LV9095EL
L9095EU/LV9095EU**

Electrically locking/unlocking both levers, Inside and outside cylinder

Inside and outside knob/lever continuously locked (EL) or unlocked (EU) by 12 or 24V DC. Latchbolt retracted by key inside or outside. Auxiliary latch deadlocks latchbolt when door is closed.



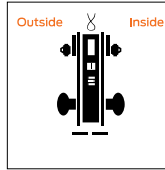
ELECTRIFIED LOCKS

SCHLAGE

**L9494EL/LV9494EL
L9494EU/LV9494EU**

Electrically locking/unlocking outside lever, inside and outside cylinders, with deadbolt

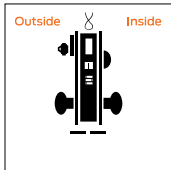
Outside knob/lever continuously locked (EL) or unlocked (EU) by 12 or 24V DC. Deadbolt thrown or retracted by key outside or inside. Turning inside knob/lever retracts deadbolt and opens door. When unlocked, rotating outside lever retracts deadbolt and opens door. Auxiliary latch deadlocks latchbolt when door is closed. Inside lever always free for immediate egress. Deadbolt projection does not control outside lever lock/unlock state.



**L9492EL/LV9492EL
L9492EU/LV9492EU**

Electrically locking/unlocking outside lever, outside cylinder, inside thumbturn, with deadbolt

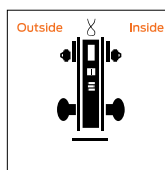
Outside knob/lever continuously locked (EL) or unlocked (EU) by 12 or 24V DC. Deadbolt thrown or retracted by key outside or thumbturn inside. Turning inside knob/lever retracts deadbolt and opens door. When unlocked, rotating outside lever retracts deadbolt and opens door. Auxiliary latch deadlocks latchbolt when door is closed. Inside lever always free for immediate egress. Deadbolt projection does not control outside lever lock/unlock state.



**9495EL/LV9495EL
9495EU/LV9495EU**

Electrically locking/unlocking both levers, inside and outside cylinders, with deadbolt

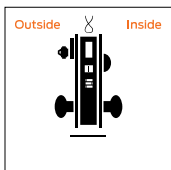
Inside and outside knob/lever continuously locked (EL) or unlocked (EU) by 12 or 24V DC. Deadbolt thrown or retracted by key outside or inside. When unlocked, rotating inside or outside lever retracts deadbolt and opens door. Auxiliary latch deadlocks latchbolt when door is closed. Deadbolt projection does not control lever lock/unlock state.



**L9493EL/LV9493EL
L9493EU/LV9493EU**

Electrically locking/unlocking both levers, outside cylinder, inside thumbturn, with deadbolt

Inside and outside knob/lever continuously locked (EL) or unlocked (EU) by 12 or 24V DC. Deadbolt thrown or retracted by key outside or thumbturn inside. When unlocked, rotating inside or outside lever retracts deadbolt and opens door. Auxiliary latch deadlocks latchbolt when door is closed. Deadbolt projection does not control lever lock/unlock state.



LV (Vandgard® function) allows exterior lever to rotate freely down, while remaining securely locked.



LM9300 multipoint lock

For use only with Multipoint Lock Tornado, Tornado Shutter, Hurricane, or Security solution.

- **Solution requires door and rod set sold through Steelcraft. Please contact your local sales representative for more details.**
- To purchase rods, please contact Steelcraft Technical Support.
- Specify handing on order (LM9300 handing not field reversible).
- Available only for 1³/₄" door thickness.

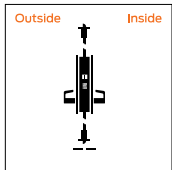
3 POINT LATCHING

SCHLAGE

LM9310

Passage latch

Latchbolt retracted by knob/lever from either side at all times. Inside and outside knob/lever is always free for immediate egress. Auxiliary latch deadlocks latchbolt when door is closed. Specify handing on order.



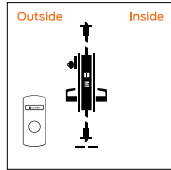
3 POINT LATCHING

SCHLAGE

**LM9370
LMV9370**

Classroom lock

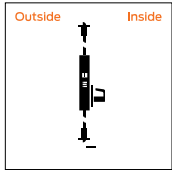
Latchbolt retracted by knob/lever from either side unless outside is locked by key. When outside is locked, latchbolt is retracted by key and knob/lever outside or by knob/lever inside. Inside knob/lever is always free for immediate egress. Auxiliary latch deadlocks latchbolt when door is closed. Specify handing on order.



LM9325

Exit lock

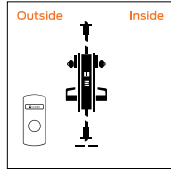
Latchbolt retracted by knob/lever from inside at all times. No trim on outside. Auxiliary latch deadlocks latchbolt when door is closed. Specify handing on order.



**LM9371
LMV9371**

Classroom security lock

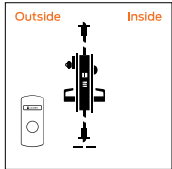
Latchbolt retracted by knob/lever from either side unless outside is locked by key from either side. When outside is locked, latchbolt is retracted by key and knob/lever outside or by knob/lever inside. Inside knob/lever is always free for immediate egress. Auxiliary latch deadlocks latchbolt when door is closed. Specify handing on order.



**LM9350
LMV9350**

Office and inner entry lock

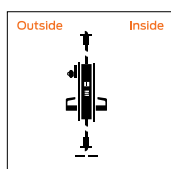
Latchbolt retracted by knob/lever from either side unless outside is made inoperative by key outside or by turning inside thumbturn. When outside is locked, latchbolt is retracted by key and knob/lever outside or by knob/lever inside. Outside knob/lever remains locked until thumbturn is returned to vertical or unlocked by key. Inside knob/lever is always free for immediate egress. Auxiliary latch deadlocks latchbolt when door is closed. Specify handing on order.



**LM9380
LMV9380**

Storeroom lock

Latchbolt retracted by outside knob/lever after key inserted and turned 280° or anytime by inside lever. Auxiliary latch deadlocks latchbolt when door is closed. Inside knob/lever is always free for immediate egress. Specify handing on order. Not available less outside trim.




LV (Vandgard® function) allows exterior lever to rotate freely down, while remaining securely locked.



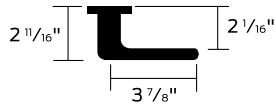
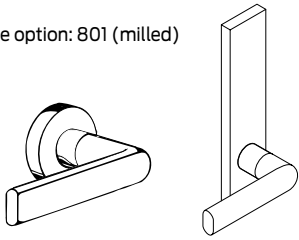
180 degree messaging indicator available. See options section for details.



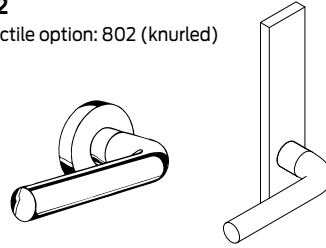
STANDARD LEVER DESIGNS (CAST OR FORGED)

 Jump to available finishes

01
Tactile option: 801 (milled)



02
Tactile option: 802 (knurled)



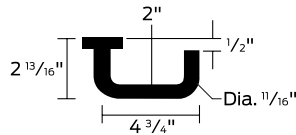
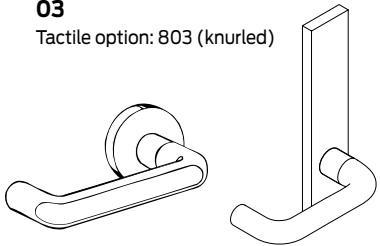
Available roses: A (shown), B, C

Available escutcheons: L (shown), N

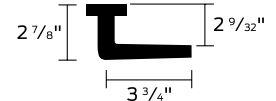
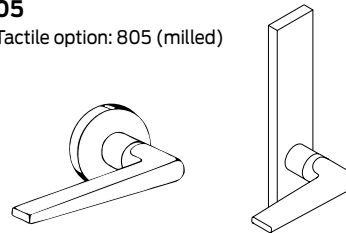
Available roses: A (shown), B, C

Available escutcheons: L (shown), N

03
Tactile option: 803 (knurled)



05
Tactile option: 805 (milled)



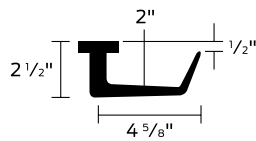
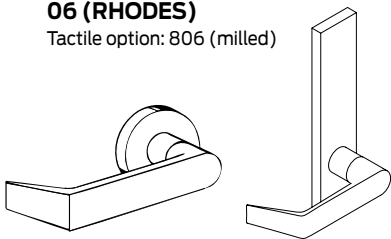
Available roses: A (shown), B, C

Available escutcheons: L (shown), N

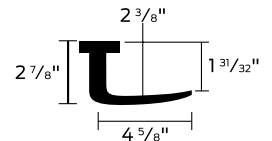
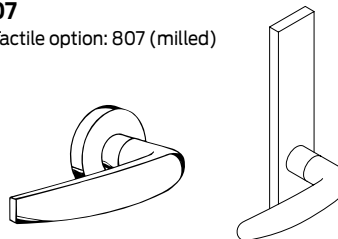
Available roses: A (shown), B, C

Available escutcheons: L (shown), N

06 (RHODES)
Tactile option: 806 (milled)



07
Tactile option: 807 (milled)




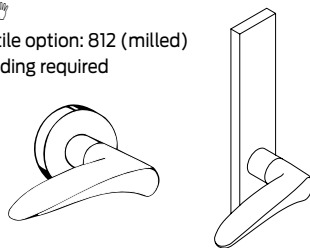
Available roses: A (shown), B, C

Available escutcheons: L (shown), N

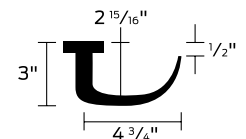
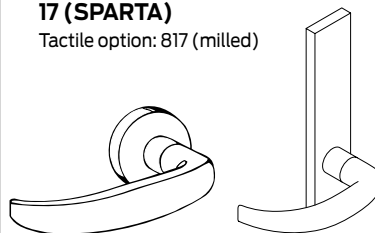
Available roses: A (shown), B, C

Available escutcheons: L (shown), N

12 
Tactile option: 812 (milled)
Handing required



17 (SPARTA)
Tactile option: 817 (milled)



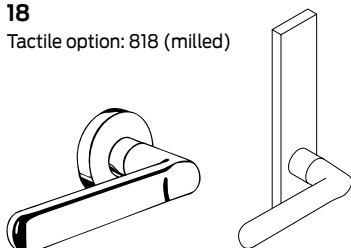
Available roses: A (shown), B, C


Available escutcheons: L (shown), N

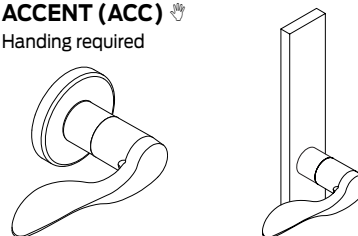
Available roses: A (shown), B, C

Available escutcheons: L (shown), N

18
Tactile option: 818 (milled)



ACCENT (ACC) 
Handing required




Available roses: A (shown), B, C

Available escutcheons: L (shown), N

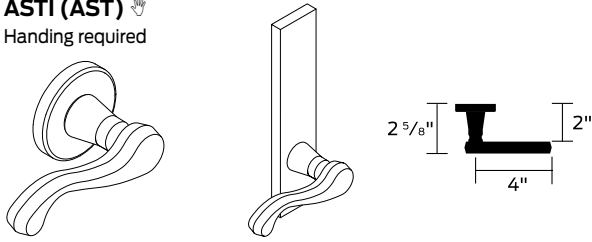
Available roses: A, B (shown), C

Available escutcheons: L (shown), N

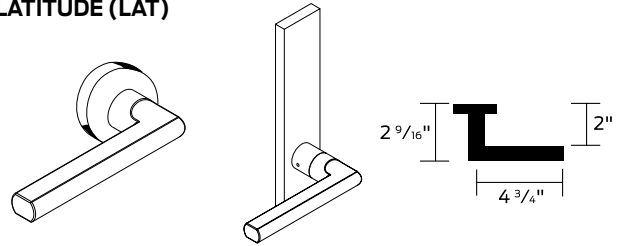
STANDARD LEVER DESIGNS (CAST OR FORGED)

 Jump to available finishes

ASTI (AST) 
Handing required



LATITUDE (LAT)



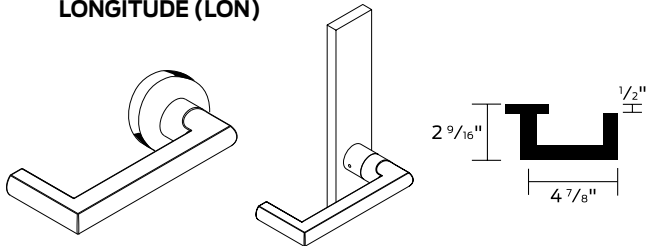
Available roses: A, AVA, B (shown), C


Available escutcheons: L (shown), N

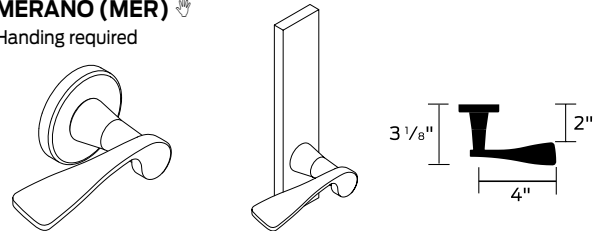
Available roses: A (shown), B, C

Available escutcheons: L (shown), N

LONGITUDE (LON)



MERANO (MER) 
Handing required



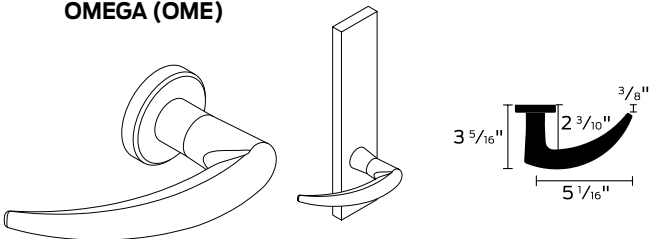
Available roses: A (shown), B, C

Available escutcheons: L (shown), N

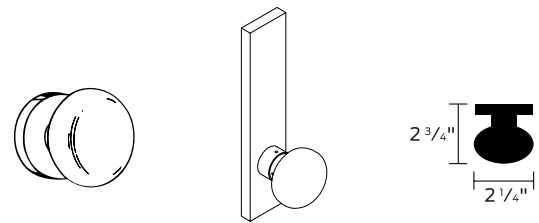
Available roses: A, B (shown), C, MER

Available escutcheons: L (shown), N

OMEGA (OME)



41



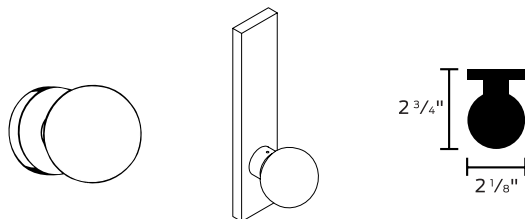
Available roses: A (shown), B, C

Available escutcheons: L (shown), N

Available roses: A (shown), B, C

Available escutcheons: L (shown), N


42



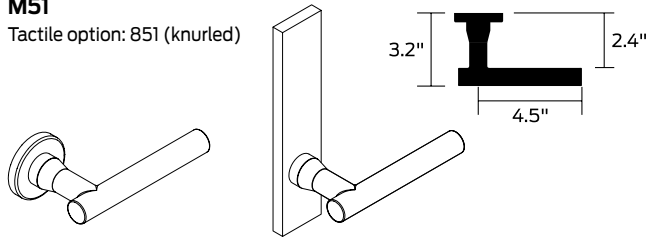
Available roses: A (shown), B, C

Available escutcheons: L (shown), N

M COLLECTION LEVER DESIGNS (CAST OR FORGED)

 Jump to available finishes

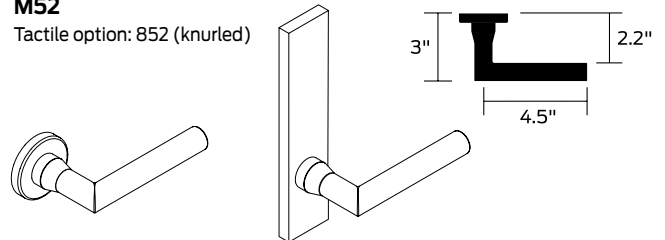
M51
Tactile option: 851 (knurled)



Available roses: A (shown), B, C

Available escutcheons: L (shown), N

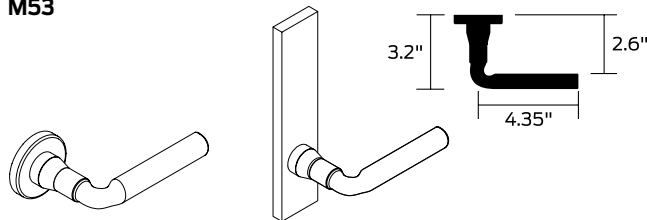
M52
Tactile option: 852 (knurled)



Available roses: A (shown), B, C

Available escutcheons: L (shown), N

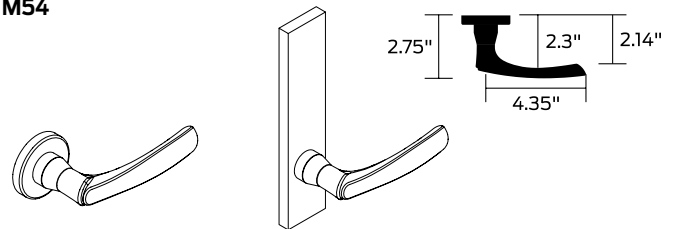
M53



Available roses: A (shown), B, C

Available escutcheons: L (shown), N

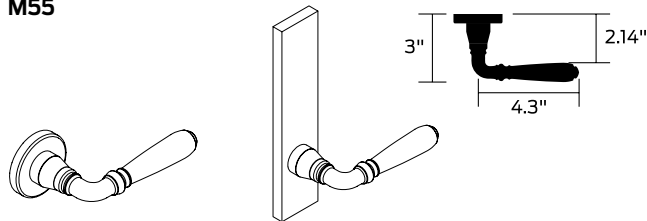
M54



Available roses: A (shown), B, C

Available escutcheons: L (shown), N

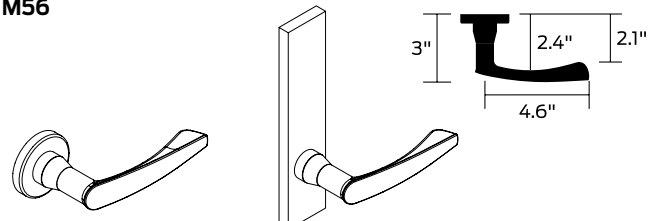
M55



Available roses: A (shown), B, C

Available escutcheons: L (shown), N

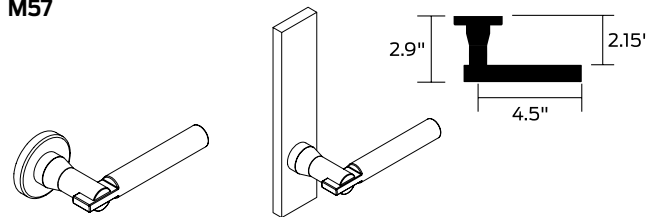
M56



Available roses: A (shown), B, C

Available escutcheons: L (shown), N

M57

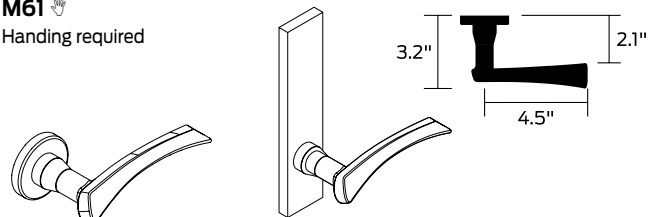


Available roses: A (shown), B, C

Available escutcheons: L (shown), N

M61 

Handing required

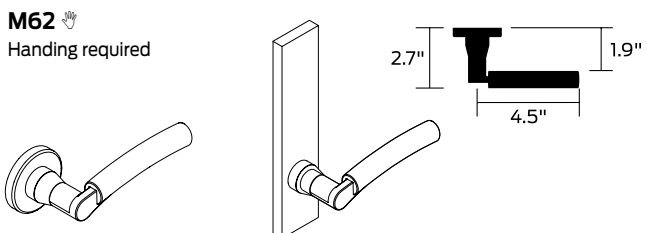


Available roses: A (shown), B, C

Available escutcheons: L (shown), N

M62 

Handing required

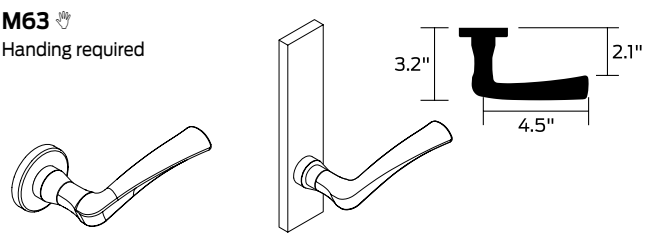


Available roses: A (shown), B, C

Available escutcheons: L (shown), N

M63 


Handing required



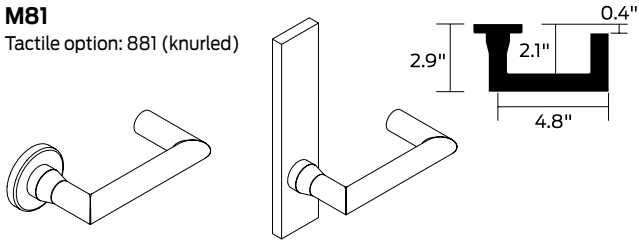
Available roses: A, B (shown), C

Available escutcheons: L (shown), N

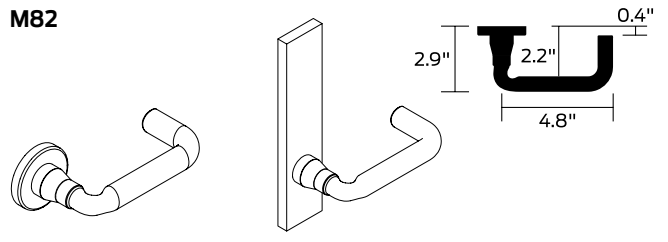
M COLLECTION LEVER DESIGNS (CAST OR FORGED)

 Jump to available finishes

M81
Tactile option: 881 (knurled)



M82



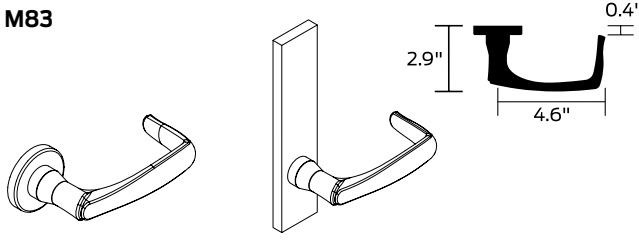
Available roses: A, AVA, B (shown), C

Available escutcheons: L (shown), N

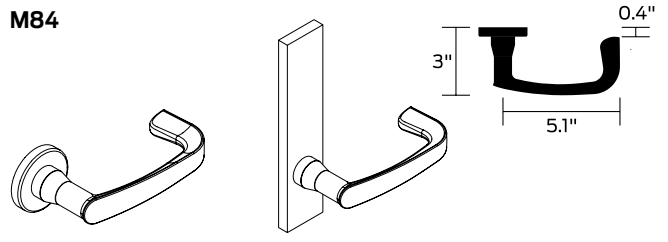
Available roses: A (shown), B, C

Available escutcheons: L (shown), N

M83



M84




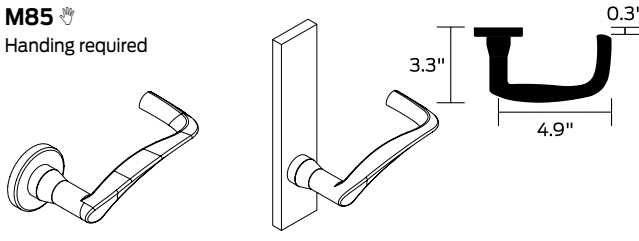
Available roses: A (shown), B, C

Available escutcheons: L (shown), N

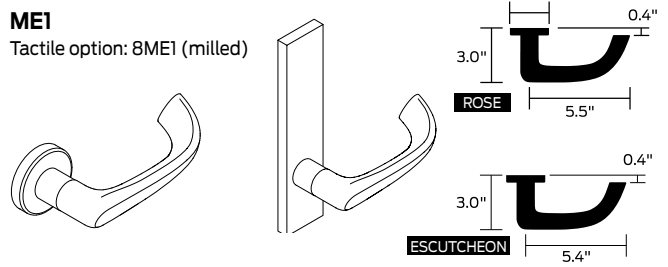
Available roses: A, B (shown), C, MER

Available escutcheons: L (shown), N

M85 
Handing required



ME1
Tactile option: 8ME1 (milled)



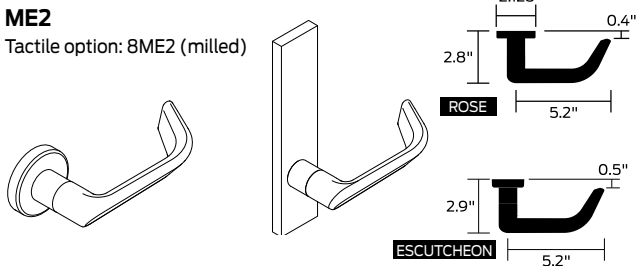
Available roses: A (shown), B, C

Available escutcheons: L (shown), N

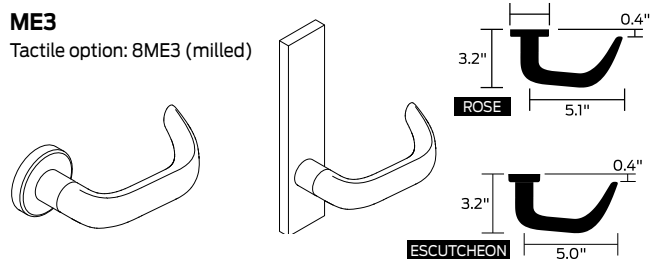
Available roses: A (shown), B, C

Available escutcheons: L (shown), N

ME2
Tactile option: 8ME2 (milled)



ME3
Tactile option: 8ME3 (milled)



Available roses: A (shown), B, C

Available escutcheons: L (shown), N

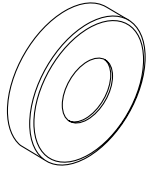
Available roses: A (shown), B, C

Available escutcheons: L (shown), N

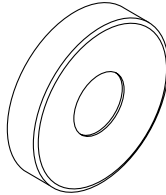
Jump to available finishes

ROSE (WROUGHT) DESIGNS

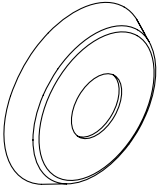
A
2-1/8" (54 mm) diameter



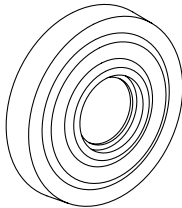
B
2-9/16" (65mm) diameter



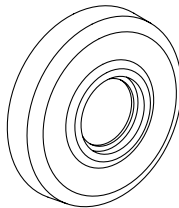
C
2-5/8" (66mm) diameter
Not available 612 or 613 finish



AVA (AST LEVER ONLY)
2-5/8" (66mm) diameter



MER (MER LEVER ONLY)
2-5/8" (66mm) diameter



L (CAST/FORGED) AND N (WROUGHT) ESCUTCHEON TRIM DESIGNS

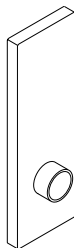
L



7¹⁵/₁₆" x 1³/₄" x 7⁷/₁₆"
(202mm x 44mm x 11mm)

Non-Vandgard functions:
available on 1³/₈"-2¹/₂" doors
Vandgard functions:
available on 1³/₄"-2¹/₂" doors


N



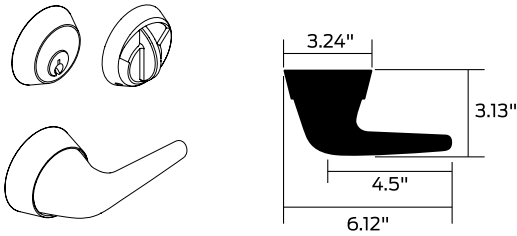
7⁷/₈" x 2¹/₂" x 7⁷/₁₆"
(200mm x 64mm x 11mm)

Available on 1³/₄" - 2¹/₄"
doors for non-Vandgard
and Vandgard functions

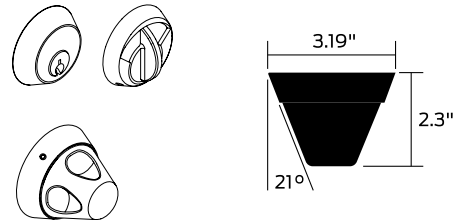
LIGATURE RESISTANT TRIM

 Jump to available finishes

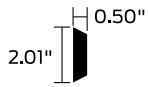
SL1



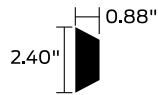
SK1



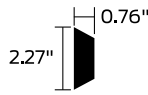
Standard cylinder



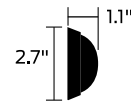
FSIC cylinder



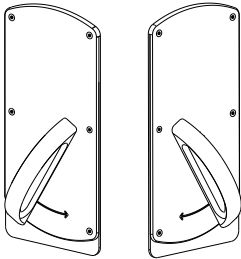
SFIC cylinder



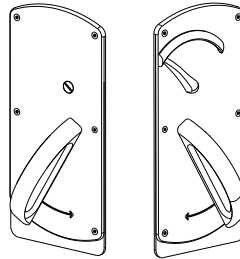
Thumbturn



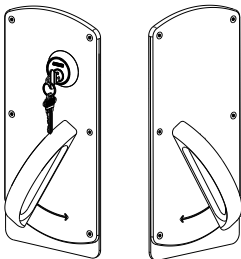
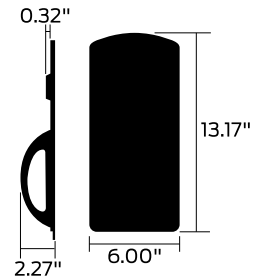
HSLR



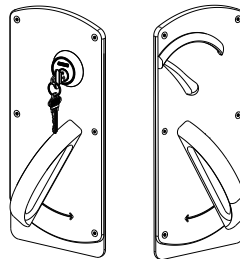
Privacy
▪ 9010



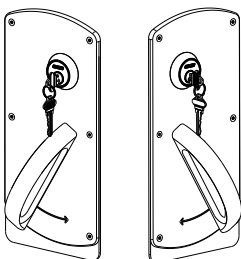
**Emergency turn
x thumbturn**
▪ 9044
▪ 9444



Single-sided cylinder
▪ 9070
▪ 9080
▪ 9092 EL & EU
▪ 9093 EL & EU
▪ 9465



Cylinder x thumbturn
▪ 9050
▪ 9056
▪ 9453
▪ 9456
▪ 9473
▪ 9480
▪ 9485
▪ 9492 EL & EU
▪ 9493 EL & EU



Double-sided cylinder
▪ L9071
▪ L9082
▪ L9095 EL & EU
▪ L9457
▪ L9466

FINISH AVAILABILITY

Bright Brass (605) Satin Brass (606) Antique Brass (609) Satin Bronze (612) Oil Rubbed Bronze (613) Satin Nickel (619) Matte Black (622) Bright Chrome (625) Satin Chrome (626) Bright Stainless Steel (629) Satin Stainless Steel (630) Aged Bronze (643e) Satin Chrome, Antimicrobial (626AM) Satin Stainless Steel, Antimicrobial (630AM)

STANDARD LEVERS

LEVER	TRIM					Bright Brass (605)	Satin Brass (606)	Antique Brass (609)	Satin Bronze (612)	Oil Rubbed Bronze (613)	Satin Nickel (619)	Matte Black (622)	Bright Chrome (625)	Satin Chrome (626)	Bright Stainless Steel (629)	Satin Stainless Steel (630)	Aged Bronze (643e)	Satin Chrome, Antimicrobial (626AM)	Satin Stainless Steel, Antimicrobial (630AM)	
01	A	B	N	L		605	606	609	612	613	619	622	625	626	629	630	643e	626AM	630AM	
	C					605	606	609	-	-	619	622	625	626	629	630	643e	626AM	630AM	
02	A	B	N	L		605	606	609	612	613	619	622	625	626	629	630	643e	626AM	630AM	
	C					605	606	609	-	-	619	622	625	626	629	630	643e	626AM	630AM	
03	A	B	N	L		605	606	609	612	613	619	622	625	626	629	630	643e	626AM	630AM	
	C					605	606	609	-	-	619	622	625	626	629	630	643e	626AM	630AM	
05	A	B	N	L		605	606	609	612	613	619	622	625	626	629	630	643e	626AM	630AM	
	C					605	606	609	-	-	619	622	625	626	629	630	643e	626AM	630AM	
06 (Rhodes)	A	B	N	L		605	606	609	612	613	619	622	625	626	629	630	643e	626AM	630AM	
	C					605	606	609	-	-	619	622	625	626	629	630	643e	626AM	630AM	
07	A	B	N	L		605	606	609	612	613	619	622	625	626	629	630	643e	626AM	630AM	
	C					605	606	609	-	-	619	622	625	626	629	630	643e	626AM	630AM	
12	A	B	N	L		605	606	609	612	613	619	622	625	626	629	630	643e	626AM	630AM	
	C					605	606	609	-	-	619	622	625	626	629	630	643e	626AM	630AM	
17 (Sparta)	A	B	N	L		605	606	609	612	613	619	622	625	626	629	630	643e	626AM	630AM	
	C					605	606	609	-	-	619	622	625	626	629	630	643e	626AM	630AM	
18	A	B	N	L		605	606	609	612	613	619	622	625	626	629	630	643e	626AM	630AM	
	C					605	606	609	-	-	619	622	625	626	629	630	643e	626AM	630AM	
ACC	A	B	C	N	L	605	606	609	-	-	619	622	625	626	-	-	643e	626AM	-	
AST	A	B	C	AVA	N	L	605	606	609	-	-	619	622	625	626	-	-	643e	626AM	-
LAT	A	B	C	N	L	605	606	609	-	-	619	622	625	626	629	630	643e	626AM	630AM	
LON	A	B	C	N	L	605	606	609	-	-	619	622	625	626	629	630	643e	626AM	630AM	
MER	A	B	C	MER	N	L	605	606	609	-	-	619	622	625	626	-	-	643e	626AM	-
OME	A	B	N	L		605	606	609	612	612	619	622	625	626	629	630	643e	626AM	630AM	
	C					605	606	609	-	-	619	622	625	626	629	630	643e	626AM	630AM	

STANDARD KNOBS

KNOB	TRIM					Bright Brass (605)	Satin Brass (606)	Antique Brass (609)	Satin Bronze (612)	Oil Rubbed Bronze (613)	Satin Nickel (619)	Matte Black (622)	Bright Chrome (625)	Satin Chrome (626)	Bright Stainless Steel (629)	Satin Stainless Steel (630)	Aged Bronze (643e)	Satin Chrome, Antimicrobial (626AM)	Satin Stainless Steel, Antimicrobial (630AM)
41	A	B	N	L		605	606	609	612	612	619	622	625	626	629	630	643e	626AM	630AM
	C					605	606	609	-	-	619	622	625	626	629	630	643e	626AM	630AM
42	A	B	N	L		605	606	609	-	-	619	622	625	626	629	630	643e	626AM	630AM
	C					605	606	609			619	622	625	626	629	630	643e	626AM	630AM



FINISH AVAILABILITY

						Bright Brass (605)	Satin Brass (606)	Antique Brass (609)	Satin Bronze (612)	Oil Rubbed Bronze (613)	Satin Nickel (619)	Matte Black (622)	Bright Chrome (625)	Satin Chrome (626)	Bright Stainless Steel (629)	Satin Stainless Steel (630)	Aged Bronze (643e)	Satin Chrome, Antimicrobial (626AM)	Satin Stainless Steel, Antimicrobial (630AM)
M COLLECTION LEVERS																			
LEVER	TRIM																		
M51	A	B	C	N	L	605	606	609	-	-	619	622	625	626	629	630	643e	626AM	630AM
M52	A	B	C	N	L	605	606	609	-	-	619	622	625	626	629	630	643e	626AM	630AM
M53	A	B	C	N	L	605	606	609	-	-	619	622	625	626	629	630	643e	626AM	630AM
M54	A	B	C	N	L	605	606	609	-	-	619	622	625	626	629	630	643e	626AM	630AM
M55	A	B	C	N	L	605	606	609	-	-	619	622	625	626	629	630	643e	626AM	630AM
M56	A	B	C	N	L	605	606	609	-	-	619	622	625	626	629	630	643e	626AM	630AM
M57	A	B	C	N	L	-	-	-	-	-	-	-	-	-	629	630	-	-	630AM
M61	A	B	C	N	L	605	606	609	-	-	619	622	625	626	629	630	643e	626AM	630AM
M62	A	B	C	N	L	-	-	-	-	-	-	-	-	-	629	630	-	-	-
M63	A	B	C	N	L	605	606	609	-	-	619	622	625	626	629	630	643e	626AM	630AM
M81	A	B	C	N	L	605	606	609	-	-	619	622	625	626	629	630	643e	626AM	630AM
M82	A	B	C	N	L	605	606	609	-	-	619	622	625	626	629	630	643e	626AM	630AM
M83	A	B	C	N	L	605	606	609	-	-	619	622	625	626	629	630	643e	626AM	630AM
M84	A	B	C	N	L	605	606	609	-	-	619	622	625	626	629	630	643e	626AM	630AM
M85	A	B	C	N	L	605	606	609	-	-	619	622	625	626	629	630	643e	626AM	630AM
ME1	A	B	C	N	L	605	606	609	-	-	619	622	625	626	629	630	643e	626AM	630AM
ME2	A	B	C	N	L	605	606	609	-	-	619	622	625	626	629	630	643e	626AM	630AM
ME3	A	B	C	N	L	605	606	609	-	-	619	622	625	626	629	630	643e	626AM	630AM
LIGATURE RESISTANT TRIMS																			
SL1						-	-	-	-	-	-	-	-	-	630	-	-	630AM	
SK1						-	-	-	-	-	-	-	-	-	630	-	-	630AM	
HSLR						-	-	-	-	-	-	-	-	-	630	-	-	-	
INDICATORS																			
Sectional indicator						605	606	609	-	-	619	622	625	626	629	630	643e	626AM	630AM
N escutcheon indicator						605	606	609	-	-	619	622	625	626	629	630	643e	626AM	630AM
CYLINDER FINISHES																			
Complete lock finish						605	606	609	612	613	619	622	625	626	629	630	643E	626AM	630AM
Coordinating conventional cylinder																			
Plug component						606	606	606	606	522	626	622	626	626	626	626	522	626	626
Housing faceplate component						605	606	609	612	613	619	622	625	626	629	630	316	626	630
Rings						605	606	609	612	613	619	622	625	626	625	626	316	626	626
Coordinating FSIC/SFIC cylinder																			
Plug (lower) component						606	606	606	606	522	626	622	626	626	626	626	522	626	626
Core face (upper) component						606	606	606	606	522	626	622	626	626	626	626	522	626	630
Housing faceplate component						605	606	609	612	613	619	622	625	626	626	626	316	626	626
Rings						605	606	609	612	613	619	622	625	626	626	626	316	626	626

522 is a simulated 613 finish; 316 is a simulated 643e finish



this page intentionally blank

You can **configure and price a full range of products** using the tables and rules shown in this section.

The pricing of locks in this section includes the P6 cylinder in open keyway (where applicable), default strike and armor front and a 1-3/4" thick door. Additional modifications are available using the rules and price adjustments on the subsequent pages.

How to order:

- All applicable product attributes must be provided in the order shown below
- Each value must separated by a period
- If requesting a product "Less (LLL)" any attribute, the entire detailed ACN must be provided
- Fractions will be written with the "/" symbol separating the numerator and the denominator (example 1/2)
- For dimensions that contain a whole number and a fraction, a hyphen "-" will be added after the whole number and before the fraction (example 2-1/2)
- For two dimensions represented together, such as length and width, the values would be separated by an "x" with no spaces
- Finishes should be listed using their BHMA finish as shown in this book

Required for all lock orders												Door dimensions			Electronic monitoring				Options				Keying						
Brand	Series + Function	Cylinder type (keyed functions only)			Outside style			Inside style			Handling	Armor front	Strike	Door thickness	Extended	Strike lip length	Request to Exit (RX)	Latchbolt monitor (LX)	Door position sensor (DPS)	Deadbolt monitor (DM)	Indicator	ADA thumbturn	Screw option	Lead lining	Special options (X numbers)	Buy American Act compliant	Keying code	Keyway	Pack keys independently
1	2	3	4A	4B	4C	5A	5B	5C	6	7	8	9A	9B	9C	10A	10B	10C	10D	11A	11B	11C	11D	11E	11F	12A	12B	12C		

Only required if specifying different than outside style

Only required when deviating from the product's default. Specify only the deviated attribute(s).

Only required when deviating from the product's default. Specify only the deviated attribute(s).

If ordering a product "Less (LLL)" any attribute, values for each attribute must be provided.

EXAMPLE:

Inside lever design different than outside
Deviating from the KD default requires keying to be specified

L9056 . P6 . 03 . A . 626 . 06 . LH . DT2-1/2 . EO . KA1BIT . S123

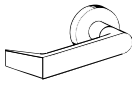
2 3 4A 4B 4C 5A 6 9A 9B 12A 12B

Thick door requires door thickness and extension to be specified if different than extended equal (EE)

Thumbturn does not need to be specified since it is a default to the function

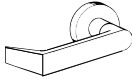
COMPLETE LOCKS		STANDARD STYLES					M COLLECTION		
ROSE TRIM ☞ Denotes a product that requires handing to be specified Split finishes and designs will be priced at the highest list price of the design and/or finish. Keyed function pricing based on P6 cylinder with open S123 keyway. See page 184 for additional cylinder and keyway options.	03	01☒	02☒	01☒	02☒	01☒	02☒	M51	M52
		-	05☒	03	05☒	03	05☒	M53☒	M54☒
		06	07	06	07	06	07	M55☒	M56☒
		12☞	17	12☞	17	12☞	17	M61☒☞	M63☒☞
		18☒	ACC☞	18☒	OME	☒18	OME	M81	M82☒
		AST☞	LAT☒	41☒	42☒	41☒	42☒	M83☒	M84☒
		LON☒	MER☞	ACC☞	AST☞	LAT☒	LON☒	M85☒	ME1☒☞
		OME	41☒	LAT☒	LON☒			ME2☒☞	ME3☒
		42☒		MER☞		Not available in 612	Not available in 613	M57☒	M62☒☞
								Available only in 629 and 630	
FINISHES									
	626	626	605 606 609 612 619 622 625 643e <small>(612 not available on C, AVA or MER roses)</small>	613 629 630 <small>(613 not available on C, AVA or MER roses; 629 and 630 not available on AVA or MER roses)</small>	605 606 609 619 622 625 626 629 630 643e				
SERIES + FUNCTION CYL DESCRIPTION									
NON-KEYED FUNCTIONS		ROSE TRIM							
L9010	Passage latch	\$767	\$877	\$889	\$907	\$907			
L9025	Exit lock	\$658	\$713	\$719	\$728	\$728			
L9040	Bath/bedroom privacy lock	\$899	\$1,009	\$1,021	\$1,039	\$1,039			
LV9040	Vandgard bath/bedroom privacy lock, not available on 41, 42 knobs	\$1,024	\$1,134	\$1,146	\$1,164	\$1,164			
L9040 with XL11-446	Privacy with turns both sides (specify L9040 function with XL11-446 as a special option)	\$1,471	\$1,581	\$1,593	\$1,611	\$1,611			
LV9040 with XL11-446	Vandgard privacy with turns both sides (specify LV9040 with XL11-446 as a special option)	\$1,596	\$1,706	\$1,718	\$1,736	\$1,736			
L9044	Privacy with coin turn outside	\$985	\$1,095	\$1,107	\$1,125	\$1,125			
LV9044	Vandgard privacy with coin turn outside	\$1,110	\$1,220	\$1,232	\$1,250	\$1,250			
L9110 with XL11-741	Double dummy with active trim (specify L9110 with XL11-741 as a special option)	\$1,145	\$1,255	\$1,267	\$1,285	\$1,285			
L9412 with XL11-907	Exit lock with deadbolt (specify L9412 with XL11-907 as a special option)	\$1,495	\$1,605	\$1,617	\$1,635	\$1,635			
L9440	Privacy with deadbolt	\$1,051	\$1,161	\$1,173	\$1,191	\$1,191			
LV9440	Vandgard privacy with deadbolt, not available on 41, 42 knobs	\$1,176	\$1,286	\$1,298	\$1,316	\$1,316			
L9444	Privacy with deadbolt and coin turn outside	\$1,133	\$1,243	\$1,255	\$1,273	\$1,273			
LV9444	Vandgard privacy with deadbolt and coin turn outside, not available on 41, 42 knobs	\$1,258	\$1,368	\$1,380	\$1,398	\$1,398			
L9090EL	Electrically locking outside lever, no cylinder	\$1,303	\$1,413	\$1,425	\$1,443	\$1,443			
LV9090EL	Vandgard electrically locking outside lever, no cylinder	\$1,428	\$1,538	\$1,550	\$1,568	\$1,568			
L9090EU	Electrically unlocking outside lever, no cylinder	\$1,303	\$1,413	\$1,425	\$1,443	\$1,443			
LV9090EU	Vandgard electrically unlocking outside lever, no cylinder	\$1,428	\$1,538	\$1,550	\$1,568	\$1,568			

☒ Extended lead time

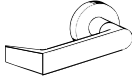
COMPLETE LOCKS			STANDARD STYLES					M COLLECTION			
 ROSE TRIM ☞ Denotes a product that requires handing to be specified Split finishes and designs will be priced at the highest list price of the design and/or finish. Keyed function pricing based on P6 cylinder with open S123 keyway. See page 184 for additional cylinder and keyway options.			03	01☒	02☒	01☒	02☒	01☒	02☒	M51	M52
				-	05☒	03	05☒	03	05☒	M53☒	M54☒
				06	07	06	07	06	07	M55☒	M56☒
				12☞	17	12☞	17	12☞	17	M61☒☞	M63☒☞
				18☒	ACC☞	18☒	OME	18☒	OME	M81	M82☒
				AST☞	LAT☒	41☒	42☒	41☒	42☒	M83☒	M84☒
				LON☒	MER☞	ACC☞	AST☞	LAT☒	LON☒	M85☒	ME1☒☞
				OME	41☒	LAT☒	LON☒			ME2☒☞	ME3☒
				42☒		MER☞				M57☒	M62☒☞
						Not available in 612		Not available in 613		Available only in 629 and 630	
FINISHES											
	626	626	605 606 609 612 619 622 625 643e <small>(612 not available on C, AVA or MER roses)</small>	613 629 630 <small>(613 not available on C, AVA or MER roses; 629 and 630 not available on AVA or MER roses)</small>	605 606 609 619 622 625 626 629 630 643e						
SERIES + FUNCTION	CYL	DESCRIPTION									
L9091EL		Electrically locking both levers, no cylinder	\$1,303	\$1,413	\$1,425	\$1,443	\$1,443				
LV9091EL		Vandlgard electrically locking both levers, no cylinder	\$1,428	\$1,538	\$1,550	\$1,568	\$1,568				
L9091EU		Electrically unlocking both levers, no cylinder	\$1,303	\$1,413	\$1,425	\$1,443	\$1,443				
LV9091EU		Vandlgard electrically unlocking both levers, no cylinder	\$1,428	\$1,538	\$1,550	\$1,568	\$1,568				
NON-KEYED DUMMY FUNCTIONS			ROSE TRIM								
L0170		Half dummy trim, not for use on wood doors	\$260	\$315	\$321	\$330	\$330				
L0172		Full dummy trim	\$521	\$631	\$643	\$661	\$661				
L9175		Half dummy trim with lock case	\$415	\$470	\$476	\$485	\$485				
L9176		Full dummy trim with lock case	\$665	\$775	\$787	\$805	\$805				
KEYED, SINGLE CYLINDER, NON-DEADBOLT FUNCTIONS			ROSE TRIM								
L9026	P6	Exit lock with cylinder	\$908	\$963	\$969	\$978	\$978				
L9050	P6	Entrance/office lock	\$1,013	\$1,123	\$1,135	\$1,153	\$1,153				
LV9050	P6	Vandlgard entrance/office lock	\$1,138	\$1,248	\$1,260	\$1,278	\$1,278				
L9056	P6	L9050 with automatic unlocking	\$1,118	\$1,228	\$1,240	\$1,258	\$1,258				
LV9056	P6	Vandlgard L9050 with automatic unlocking	\$1,243	\$1,353	\$1,365	\$1,383	\$1,383				
L9070	P6	Classroom lock	\$1,013	\$1,123	\$1,135	\$1,153	\$1,153				
LV9070	P6	Vandlgard classroom lock	\$1,138	\$1,248	\$1,260	\$1,278	\$1,278				
L9076	P6	Classroom holdback lock	\$1,013	\$1,123	\$1,135	\$1,153	\$1,153				
LV9076	P6	Vandlgard classroom holdback lock	\$1,138	\$1,248	\$1,260	\$1,278	\$1,278				
L9080	P6	Storeroom lock	\$1,013	\$1,123	\$1,135	\$1,153	\$1,153				
LV9080	P6	Vandlgard storeroom lock	\$1,138	\$1,248	\$1,260	\$1,278	\$1,278				
L9081	P6	Accessible storeroom lock	\$1,013	\$1,123	\$1,135	\$1,153	\$1,153				

☒ Extended lead time

CYLINDRICAL
DEADBOLTS
MORTISE
MULTIPOINT
INTERCONNECT
TUBULAR
SPECIALTY
PORTABLE
CYLINDERS/KEYS
TOOLS/KITS
MERCHANDISING
FORMS

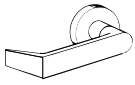
COMPLETE LOCKS			STANDARD STYLES					M COLLECTION			
 ROSE TRIM ☞ Denotes a product that requires handing to be specified Split finishes and designs will be priced at the highest list price of the design and/or finish. Keyed function pricing based on P6 cylinder with open S123 keyway. See page 184 for additional cylinder and keyway options.			03	01☞	02☞	01☞	02☞	01☞	02☞	M51	M52
				-	05☞	03	05☞	03	05☞	M53☞	M54☞
				06	07	06	07	06	07	M55☞	M56☞
				12☞	17	12☞	17	12☞	17	M61☞☞	M63☞☞
				18☞	ACC☞	18☞	OME	☞18	OME	M81	M82☞
				AST☞	LAT☞	41☞	42☞	41☞	42☞	M83☞	M84☞
				LON☞	MER☞	ACC☞	AST☞	LAT☞	LON☞	M85☞	ME1☞☞
				OME	41☞	LAT☞	LON☞			ME2☞☞	ME3☞
				42☞		MER☞		Not available in 612	Not available in 613	M57☞	M62☞☞
										Available only in 629 and 630	
FINISHES											
		626	626	605 606 609 612 619 622 625 643e <small>(612 not available on C, AVA or MER roses)</small>	613 629 630 <small>(613 not available on C, AVA or MER roses; 629 and 630 not available on AVA or MER roses)</small>	605 606 609 619 622 625 626 629 630 643e					
SERIES + FUNCTION	CYL	DESCRIPTION									
LV9081	P6	Vandlgard accessible storeroom lock	\$1,138	\$1,248	\$1,260	\$1,278	\$1,278				
L9092EL	P6	Electrically locking outside lever, outside cylinder	\$1,413	\$1,523	\$1,535	\$1,553	\$1,553				
LV9092EL	P6	Vandlgard electrically locking outside lever, outside cylinder	\$1,538	\$1,648	\$1,660	\$1,678	\$1,678				
L9092EU	P6	Electrically unlocking outside lever, outside cylinder	\$1,413	\$1,523	\$1,535	\$1,553	\$1,553				
LV9092EU	P6	Vandlgard electrically unlocking outside lever, outside cylinder	\$1,538	\$1,648	\$1,660	\$1,678	\$1,678				
L9093EL	P6	Electrically locking both levers, outside cylinder	\$1,413	\$1,523	\$1,535	\$1,553	\$1,553				
LV9093EL	P6	Vandlgard electrically locking both levers, outside cylinder	\$1,538	\$1,648	\$1,660	\$1,678	\$1,678				
L9093EU	P6	Electrically unlocking both levers, outside cylinder	\$1,413	\$1,523	\$1,535	\$1,553	\$1,553				
LV9093EU	P6	Vandlgard electrically unlocking both levers, outside cylinder	\$1,538	\$1,648	\$1,660	\$1,678	\$1,678				
KEYED, DOUBLE CYLINDER, NON-DEADBOLT FUNCTIONS			ROSE TRIM								
L9060	P6	Apartment entrance lock	\$1,126	\$1,236	\$1,248	\$1,266	\$1,266				
LV9060	P6	Vandlgard apartment entrance lock	\$1,251	\$1,361	\$1,373	\$1,391	\$1,391				
L9066 with XL11-897	P6	Storeroom lock	\$1,692	\$1,802	\$1,814	\$1,832	\$1,832				
L9071	P6	Classroom security lock	\$1,126	\$1,236	\$1,248	\$1,266	\$1,266				
LV9071	P6	Vandlgard classroom security lock	\$1,251	\$1,361	\$1,373	\$1,391	\$1,391				
L9077	P6	Classroom security holdback lock	\$1,126	\$1,236	\$1,248	\$1,266	\$1,266				
LV9077	P6	Vandlgard classroom security holdback lock	\$1,251	\$1,361	\$1,373	\$1,391	\$1,391				
L9082	P6	Institution lock	\$1,126	\$1,236	\$1,248	\$1,266	\$1,266				
LV9082	P6	Vandlgard institution lock	\$1,251	\$1,361	\$1,373	\$1,391	\$1,391				

☞ Extended lead time

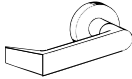
COMPLETE LOCKS			STANDARD STYLES					M COLLECTION			
 ROSE TRIM ☞ Denotes a product that requires handing to be specified Split finishes and designs will be priced at the highest list price of the design and/or finish. Keyed function pricing based on P6 cylinder with open S123 keyway. See page 184 for additional cylinder and keyway options. SERIES + FUNCTION CYL DESCRIPTION			03	01☞	02☞	01☞	02☞	01☞	02☞	M51	M52
				-	05☞	03	05☞	03	05☞	M53☞	M54☞
				06	07	06	07	06	07	M55☞	M56☞
				12☞	17	12☞	17	12☞	17	M61☞☞	M63☞☞
				18☞	ACC☞	18☞	OME	☞18	OME	M81	M82☞
				AST☞	LAT☞	41☞	42☞	41☞	42☞	M83☞	M84☞
				LON☞	MER☞	ACC☞	AST☞	LAT☞	LON☞	M85☞	ME1☞☞
				OME	41☞	LAT☞	LON☞			ME2☞☞	ME3☞
				42☞		MER☞		Not available in 612	Not available in 613	M57☞	M62☞☞
										Available only in 629 and 630	
FINISHES											
		626	626	605 606 609 612 619 622 625 643e <small>(612 not available on C, AVA or MER roses)</small>	613 629 630 <small>(613 not available on C, AVA or MER roses; 629 and 630 not available on AVA or MER roses)</small>	605 606 609 619 622 625 626 629 630 643e					
L9095EL	P6	Electrically locking both levers, inside and outside cylinder	\$1,524	\$1,634	\$1,646	\$1,664	\$1,664				
LV9095EL	P6	Vandlgard electrically locking both levers, inside and outside cylinder	\$1,649	\$1,759	\$1,771	\$1,789	\$1,789				
L9095EU	P6	Electrically unlocking both levers, inside and outside cylinder	\$1,524	\$1,634	\$1,646	\$1,664	\$1,664				
LV9095EU	P6	Vandlgard electrically unlocking both levers, inside and outside cylinder	\$1,649	\$1,759	\$1,771	\$1,789	\$1,789				
KEYED, SINGLE CYLINDER, DEADBOLT FUNCTIONS			ROSE TRIM								
L9453	P6	Entrance/office lock with deadbolt	\$1,051	\$1,161	\$1,173	\$1,191	\$1,191				
LV9453	P6	Vandlgard entrance/office lock with deadbolt	\$1,176	\$1,286	\$1,298	\$1,316	\$1,316				
L9456	P6	Corridor lock	\$1,051	\$1,161	\$1,173	\$1,191	\$1,191				
LV9456	P6	Vandlgard corridor lock	\$1,176	\$1,286	\$1,298	\$1,316	\$1,316				
L9465	P6	Closet/Storeroom Lock	\$1,051	\$1,161	\$1,173	\$1,191	\$1,191				
L9473	P6	Dormitory/bedroom lock	\$1,051	\$1,161	\$1,173	\$1,191	\$1,191				
L9480	P6	Storeroom lock with deadbolt	\$1,162	\$1,272	\$1,284	\$1,302	\$1,302				
LV9480	P6	Vandlgard storeroom lock with deadbolt	\$1,287	\$1,397	\$1,409	\$1,427	\$1,427				
L9485	P6	Faculty restroom lock	\$1,090	\$1,200	\$1,212	\$1,230	\$1,230				
LV9485	P6	Vandlgard faculty restroom lock	\$1,215	\$1,325	\$1,337	\$1,355	\$1,355				
L9485 with XL11-557	P6	Prison function lock; available with 41 or 42 knobs only (specify L9485 with XL11-557 as a special option)	N/A	\$2,102	\$2,114	\$2,132	N/A				
L9486	P6	L9485 with 09-611 "Do not disturb" indicator, not available in 609 finish	\$1,161	\$1,271	\$1,283	\$1,301	\$1,301				
LV9486	P6	LV9485 with 09-611 "Do not disturb" indicator, not available in 609 finish	\$1,286	\$1,396	\$1,408	\$1,426	\$1,426				
L9486 with L583-375	P6	L9485 with L583-375 "Occupied" indicator (specify L9486 with L583-375 as the indicator)	\$1,161	\$1,271	\$1,283	\$1,301	\$1,301				

☞ Extended lead time

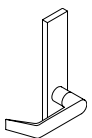
CYLINDRICAL
DEADBOLTS
MORTISE
MULTIPOINT
INTERCONNECT
TUBULAR
SPECIALTY
PORTABLE
CYLINDERS/KEYS
TOOLS/KITS
MERCHANTISING
FORMS

COMPLETE LOCKS			STANDARD STYLES					M COLLECTION			
 ROSE TRIM ☞ Denotes a product that requires handing to be specified Split finishes and designs will be priced at the highest list price of the design and/or finish. Keyed function pricing based on P6 cylinder with open S123 keyway. See page 184 for additional cylinder and keyway options.			03	01☞	02☞	01☞	02☞	01☞	02☞	M51	M52
				-	05☞	03	05☞	03	05☞	M53☞	M54☞
				06	07	06	07	06	07	M55☞	M56☞
				12☞	17	12☞	17	12☞	17	M61☞☞	M63☞☞
				18☞	ACC☞	18☞	OME	☞18	OME	M81	M82☞
				AST☞	LAT☞	41☞	42☞	41☞	42☞	M83☞	M84☞
				LON☞	MER☞	ACC☞	AST☞	LAT☞	LON☞	M85☞	ME1☞☞
				OME	41☞	LAT☞	LON☞			ME2☞☞	ME3☞
				42☞		MER☞		Not available in 612	Not available in 613	M57☞	M62☞☞
										Available only in 629 and 630	
FINISHES											
			626	626	605 606 609 612 619 622 625 643e <small>(612 not available on C, AVA or MER roses)</small>	613 629 630 <small>(613 not available on C, AVA or MER roses; 629 and 630 not available on AVA or MER roses)</small>	605 606 609 619 622 625 626 629 630 643e				
SERIES + FUNCTION	CYL	DESCRIPTION									
LV9486 with L583-375	P6	LV9485 with L583-375 "Occupied" indicator (specify LV9486 with L583-375 as the indicator)	\$1,286	\$1,396	\$1,408	\$1,426	\$1,426				
L9496	P6	L9456 with 09-611 indicator, not available in 609 finish	\$1,161	\$1,271	\$1,283	\$1,301	\$1,301				
LV9496	P6	LV9456 with 09-611 indicator, not available in 609 finish	\$1,286	\$1,396	\$1,408	\$1,426	\$1,426				
L9492EL	P6	Electrically locking outside lever, outside cylinder, inside thumbturn, with deadbolt	\$1,686	\$1,796	\$1,808	\$1,826	\$1,826				
LV9492EL	P6	Vandlgard electrically locking outside lever, outside cylinder, inside thumbturn, with deadbolt	\$1,811	\$1,921	\$1,933	\$1,951	\$1,951				
L9492EU	P6	Electrically unlocking outside lever, outside cylinder, inside thumbturn, with deadbolt	\$1,686	\$1,796	\$1,808	\$1,826	\$1,826				
LV9492EU	P6	Vandlgard electrically unlocking outside lever, outside cylinder, inside thumbturn, with deadbolt	\$1,811	\$1,921	\$1,933	\$1,951	\$1,951				
L9493EL	P6	Electrically locking both levers, outside cylinder, inside thumbturn, with deadbolt	\$1,686	\$1,796	\$1,808	\$1,826	\$1,826				
LV9493EL	P6	Vandlgard electrically locking both levers, outside cylinder, inside thumbturn, with deadbolt	\$1,811	\$1,921	\$1,933	\$1,951	\$1,951				
L9493EU	P6	Electrically unlocking both levers, outside cylinder, inside thumbturn, with deadbolt	\$1,686	\$1,796	\$1,808	\$1,826	\$1,826				
LV9493EU	P6	Vandlgard electrically unlocking both levers, outside cylinder, inside thumbturn, with deadbolt	\$1,811	\$1,921	\$1,933	\$1,951	\$1,951				
KEYED, DOUBLE CYLINDER, DEADBOLT FUNCTIONS			ROSE TRIM								
L9457	P6	Classroom security lock with deadbolt	\$1,160	\$1,270	\$1,282	\$1,300	\$1,300				
LV9457	P6	Vandlgard classroom security lock with deadbolt	\$1,285	\$1,395	\$1,407	\$1,425	\$1,425				
L9458	P6	Classroom security lock with deadbolt and auxiliary latch	\$1,160	\$1,270	\$1,282	\$1,300	\$1,300				

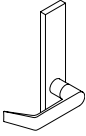
☞ Extended lead time

COMPLETE LOCKS			STANDARD STYLES					M COLLECTION				
 ROSE TRIM ☞ Denotes a product that requires handing to be specified Split finishes and designs will be priced at the highest list price of the design and/or finish. Keyed function pricing based on P6 cylinder with open S123 keyway. See page 184 for additional cylinder and keyway options. SERIES + FUNCTION CYL DESCRIPTION			03	01☒	02☒	01☒	02☒	01☒	02☒	M51	M52	
				-	05☒	03	05☒	03	05☒	M53☒	M54☒	
				06	07	06	07	06	07	M55☒	M56☒	
				12☞	17	12☞	17	12☞	17	M61☒☞	M63☒☞	
				18☒	ACC☞	18☒	OME	☒18	OME	M81	M82☒	
				AST☞	LAT☒	41☒	42☒	41☒	42☒	M83☒	M84☒	
				LON☒	MER☞	ACC☞	AST☞	LAT☒	LON☒	M85☒	ME1☒☞	
				OME	41☒	LAT☒	LON☒	MER☞	Not available in 612	Not available in 613	ME2☒☞	ME3☒
				42☒							M57☒	M62☒☞
											Available only in 629 and 630	
FINISHES												
		626	626	605 606 609 612 619 622 625 643e <small>(612 not available on C, AVA or MER roses)</small>	613 629 630 <small>(613 not available on C, AVA or MER roses; 629 and 630 not available on AVA or MER roses)</small>	605 606 609 619 622 625 626 629 630 643e						
LV9458	P6	Vandlgard classroom security lock with deadbolt and auxiliary latch	\$1,285	\$1,395	\$1,407	\$1,425	\$1,425					
L9466	P6	Store/utility room lock	\$1,126	\$1,236	\$1,248	\$1,266	\$1,266					
L9482 with XL11-543	P6	Institution lock with deadbolt (specify L9482 with XL11-543 as a special option)	\$1,886	\$1,996	\$2,008	\$2,026	\$2,026					
LV9482 with XL11-543	P6	Vandlgard institution lock with deadbolt (specify L9482 with XL11-543 as a special option)	\$2,011	\$2,121	\$2,133	\$2,151	\$2,151					
L9494EL	P6	Electrically locking outside lever, inside and outside cylinders, with deadbolt	\$1,798	\$1,908	\$1,920	\$1,938	\$1,938					
LV9494EL	P6	Vandlgard electrically locking outside lever, inside and outside cylinders, with deadbolt	\$1,923	\$2,033	\$2,045	\$2,063	\$2,063					
L9494EU	P6	Electrically unlocking outside lever, inside and outside cylinders, with deadbolt	\$1,798	\$1,908	\$1,920	\$1,938	\$1,938					
LV9494EU	P6	Vandlgard electrically unlocking outside lever, inside and outside cylinders, with deadbolt	\$1,923	\$2,033	\$2,045	\$2,063	\$2,063					
L9495EL	P6	Electrically locking both levers, inside and outside cylinders, with deadbolt	\$1,798	\$1,908	\$1,920	\$1,938	\$1,938					
LV9495EL	P6	Vandlgard electrically locking both levers, inside and outside cylinders, with deadbolt	\$1,923	\$2,033	\$2,045	\$2,063	\$2,063					
L9495EU	P6	Electrically unlocking both levers, inside and outside cylinders, with deadbolt	\$1,798	\$1,908	\$1,920	\$1,938	\$1,938					
LV9495EU	P6	Vandlgard electrically unlocking both levers, inside and outside cylinders, with deadbolt	\$1,923	\$2,033	\$2,045	\$2,063	\$2,063					

☒ Extended lead time

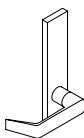
COMPLETE LOCKS		STANDARD STYLES				M COLLECTION		
 <p>ESCUTCHEON TRIM</p> <p>☞ Denotes a product that requires handing to be specified</p> <p>Split finishes and designs will be priced at the highest list price of the design and/or finish.</p> <p>Keyed function pricing based on P6 cylinder with open S123 keyway. See page 184 for additional cylinder and keyway options.</p>	01☒	02☒	01☒	02☒	01☒	02☒	M51	M52
	03	05☒	03	05☒	03	05☒	M53☒	M54☒
	06	07	06	07	06	07	M55☒	M56☒
	12☞	17	12☞	17	12☞	17	M61☒☞	M63☒☞
	18☒	ACC☞	18☒	OME	☒18	OME	M81	M82☒
	AST☞	LAT☒	41☒	42☒	41☒	42☒	M83☒	M84☒
	LON☒	MER☞	ACC☞	AST☞	LAT☒	LON☒	M85☒	ME1☒☞
	OME	41☒	LAT☒	LON☒			ME2☒☞	ME3☒
	42☒		MER☞				M57☒	M62☒☞
			Not available in 612		Not available in 613		Available only in 629 and 630	
FINISHES								
SERIES + FUNCTION CYL DESCRIPTION		626	605 606 609 612 619 622 625 643e	613 629 630	605 606 609 619 622 625 626 629 630 643e			
NON-KEYED FUNCTIONS								
L9010	Passage latch	\$906	\$918	\$936	\$936			
L9025	Exit lock	\$728	\$734	\$743	\$743			
L9040	Bath/bedroom privacy lock	\$1,038	\$1,050	\$1,068	\$1,068			
LV9040	Vandlgard bath/bedroom privacy lock, not available with 41, 42 knobs	\$1,163	\$1,175	\$1,193	\$1,193			
L9040 with XL11-446	Privacy with turns both sides, not available on N escutcheon (specify L9040 with XL11-446 as a special option)	\$1,610	\$1,622	\$1,640	\$1,640			
LV9040 with XL11-446	Vandlgard privacy with turns both sides, not available on N escutcheon (specify L9040 with XL11-446 as a special option)	\$1,735	\$1,747	\$1,765	\$1,765			
L9044	Privacy with coin turn outside, not available with L escutcheon	\$1,124	\$1,136	\$1,154	\$1,154			
LV9044	Vandlgard privacy with coin turn outside, not available with L escutcheon	\$1,249	\$1,261	\$1,279	\$1,279			
L9110 with XL11-741	Double dummy with active trim (specify L9110 with XL11-741 as a special option)	\$1,284	\$1,296	\$1,314	\$1,314			
L9412 with XL11-907	Exit lock with deadbolt (specify L9412 with XL11-907 as a special option)	\$1,634	\$1,646	\$1,664	\$1,664			
L9440	Privacy with deadbolt	\$1,190	\$1,202	\$1,220	\$1,220			
LV9440	Vandlgard privacy with deadbolt, not available with 41, 42 knobs	\$1,315	\$1,327	\$1,345	\$1,345			
L9444	Privacy with deadbolt and coin turn outside, not available with L escutcheon	\$1,272	\$1,284	\$1,302	\$1,302			
LV9444	Vandlgard privacy with deadbolt and coin turn outside, not available with L escutcheon or 41, 42 knobs	\$1,397	\$1,409	\$1,427	\$1,427			
L9090EL	Electrically locking outside lever, no cylinder	\$1,442	\$1,454	\$1,472	\$1,472			
LV9090EL	Vandlgard electrically locking outside lever, no cylinder	\$1,567	\$1,579	\$1,597	\$1,597			
L9090EU	Electrically unlocking outside lever, no cylinder	\$1,442	\$1,454	\$1,472	\$1,472			
LV9090EU	Vandlgard electrically unlocking outside lever, no cylinder	\$1,567	\$1,579	\$1,597	\$1,597			

☒ Extended lead time

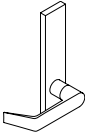
COMPLETE LOCKS			STANDARD STYLES				M COLLECTION			
 <p>ESCUTCHEON TRIM</p> <p>☞ Denotes a product that requires handing to be specified</p> <p>Split finishes and designs will be priced at the highest list price of the design and/or finish.</p> <p>Keyed function pricing based on P6 cylinder with open S123 keyway. See page 184 for additional cylinder and keyway options.</p>			01☒	02☒	01☒	02☒	01☒	02☒	M51	M52
			03	05☒	03	05☒	03	05☒	M53☒	M54☒
			06	07	06	07	06	07	M55☒	M56☒
			12☞	17	12☞	17	12☞	17	M61☒☞	M63☒☞
			18☒	ACC☞	18☒	OME	☒18	OME	M81	M82☒
			AST☞	LAT☒	41☒	42☒	41☒	42☒	M83☒	M84☒
			LON☒	MER☞	ACC☞	AST☞	LAT☒	LON☒	M85☒	ME1☒☞
			OME	41☒	LAT☒	LON☒			ME2☒☞	ME3☒
			42☒		MER☞				M57☒	M62☒☞
					Not available in 612		Not available in 613		Available only in 629 and 630	
FINISHES										
SERIES + FUNCTION		CYL	DESCRIPTION	626	605 606 609 612 619 622 625 643e	613 629 630	605 606 609 619 622 625 626 629 630 643e			
L9091EL			Electrically locking both levers, no cylinder	\$1,442	\$1,454	\$1,472	\$1,472			
LV9091EL			Vandlgard electrically locking both levers, no cylinder	\$1,567	\$1,579	\$1,597	\$1,597			
L9091EU			Electrically unlocking both levers, no cylinder	\$1,442	\$1,454	\$1,472	\$1,472			
LV9091EU			Vandlgard electrically unlocking both levers, no cylinder	\$1,567	\$1,579	\$1,597	\$1,597			
NON-KEYED DUMMY FUNCTIONS										
L0170			Half dummy trim, not for use on wood doors	\$330	\$336	\$345	\$345			
L0172			Full dummy trim	\$660	\$672	\$690	\$690			
L9175			Half dummy trim with lock case	\$485	\$491	\$500	\$500			
L9176			Full dummy trim with lock case	\$804	\$816	\$834	\$834			
KEYED, SINGLE CYLINDER, NON-DEADBOLT FUNCTIONS										
L9026	P6		Exit lock with cylinder (not available with N escutcheon)	\$978	\$984	\$993	\$993			
L9050	P6		Entrance/office lock	\$1,152	\$1,164	\$1,182	\$1,182			
LV9050	P6		Vandlgard entrance/office lock	\$1,277	\$1,289	\$1,307	\$1,307			
L9056	P6		L9050 with automatic unlocking	\$1,257	\$1,269	\$1,287	\$1,287			
LV9056	P6		LV9050 with automatic unlocking	\$1,382	\$1,394	\$1,412	\$1,412			
L9070	P6		Classroom lock	\$1,152	\$1,164	\$1,182	\$1,182			
LV9070	P6		Vandlgard classroom lock	\$1,277	\$1,289	\$1,307	\$1,307			
L9076	P6		Classroom holdback lock	\$1,152	\$1,164	\$1,182	\$1,182			
LV9076	P6		Vandlgard classroom holdback lock	\$1,277	\$1,289	\$1,307	\$1,307			
L9080	P6		Storeroom lock	\$1,152	\$1,164	\$1,182	\$1,182			
LV9080	P6		Vandlgard storeroom lock	\$1,277	\$1,289	\$1,307	\$1,307			
L9081	P6		Accessible storeroom lock	\$1,152	\$1,164	\$1,182	\$1,182			
LV9081	P6		Vandlgard accessible storeroom lock	\$1,277	\$1,289	\$1,307	\$1,307			

☒ Extended lead time

CYLINDRICAL
DEADBOLTS
MORTISE
MULTIPOINT
INTERCONNECT
TUBULAR
SPECIALTY
PORTABLE
CYLINDERS/KEYS
TOOLS/KITS
MERCHANDISING
FORMS

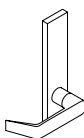
COMPLETE LOCKS			STANDARD STYLES				M COLLECTION			
 <p>ESCUTCHEON TRIM</p> <p>☞ Denotes a product that requires handing to be specified</p> <p>Split finishes and designs will be priced at the highest list price of the design and/or finish.</p> <p>Keyed function pricing based on P6 cylinder with open S123 keyway. See page 184 for additional cylinder and keyway options.</p>			01☞	02☞	01☞	02☞	01☞	02☞	M51	M52
			03	05☞	03	05☞	03	05☞	M53☞	M54☞
			06	07	06	07	06	07	M55☞	M56☞
			12☞	17	12☞	17	12☞	17	M61☞☞	M63☞☞
			18☞	ACC☞	18☞	OME	☞18	OME	M81	M82☞
			AST☞	LAT☞	41☞	42☞	41☞	42☞	M83☞	M84☞
			LON☞	MER☞	ACC☞	AST☞	LAT☞	LON☞	M85☞	ME1☞☞
			OME	41☞	LAT☞	LON☞			ME2☞☞	ME3☞
			42☞		MER☞				M57☞	M62☞☞
					Not available in 612		Not available in 613		Available only in 629 and 630	
FINISHES										
SERIES + FUNCTION			CYL	DESCRIPTION	626	605 606 609 612 619 622 625 643e	613 629 630	605 606 609 619 622 625 626 629 630 643e		
L9092EL	P6	Electrically locking outside lever, outside cylinder			\$1,552	\$1,564	\$1,582	\$1,582		
LV9092EL	P6	Vandlgard electrically locking outside lever, outside cylinder			\$1,677	\$1,689	\$1,707	\$1,707		
L9092EU	P6	Electrically unlocking outside lever, outside cylinder			\$1,552	\$1,564	\$1,582	\$1,582		
LV9092EU	P6	Vandlgard electrically unlocking outside lever, outside cylinder			\$1,677	\$1,689	\$1,707	\$1,707		
L9093EL	P6	Electrically locking both levers, outside cylinder			\$1,552	\$1,564	\$1,582	\$1,582		
LV9093EL	P6	Vandlgard electrically locking both levers, outside cylinder			\$1,677	\$1,689	\$1,707	\$1,707		
L9093EU	P6	Electrically unlocking both levers, outside cylinder			\$1,552	\$1,564	\$1,582	\$1,582		
LV9093EU	P6	Vandlgard electrically unlocking both levers, outside cylinder			\$1,677	\$1,689	\$1,707	\$1,707		
KEYED, DOUBLE CYLINDER, NON-DEADBOLT FUNCTIONS										
L9060	P6	Apartment entrance lock			\$1,265	\$1,277	\$1,295	\$1,295		
LV9060	P6	Vandlgard apartment entrance lock			\$1,390	\$1,402	\$1,420	\$1,420		
L9066 with XL11-897	P6	Storeroom lock			\$1,831	\$1,843	\$1,861	\$1,861		
L9071	P6	Classroom security lock			\$1,265	\$1,277	\$1,295	\$1,295		
LV9071	P6	Vandlgard classroom security lock			\$1,390	\$1,402	\$1,420	\$1,420		
L9077	P6	Classroom security holdback lock			\$1,265	\$1,277	\$1,295	\$1,295		
LV9077	P6	Vandlgard classroom security holdback lock			\$1,390	\$1,402	\$1,420	\$1,420		
L9082	P6	Institution lock			\$1,265	\$1,277	\$1,295	\$1,295		
LV9082	P6	Vandlgard institution lock			\$1,390	\$1,402	\$1,420	\$1,420		
L9095EL	P6	Electrically locking both levers, inside and outside cylinder			\$1,663	\$1,675	\$1,693	\$1,693		
LV9095EL	P6	Vandlgard electrically locking both levers, inside and outside cylinder			\$1,788	\$1,800	\$1,818	\$1,818		
L9095EU	P6	Electrically unlocking both levers, inside and outside cylinder			\$1,663	\$1,675	\$1,693	\$1,693		
LV9095EU	P6	Vandlgard electrically unlocking both levers, inside and outside cylinder			\$1,788	\$1,800	\$1,818	\$1,818		

☞ Extended lead time

COMPLETE LOCKS			STANDARD STYLES				M COLLECTION			
 <p>ESCUTCHEON TRIM</p> <p>☞ Denotes a product that requires handing to be specified</p> <p>Split finishes and designs will be priced at the highest list price of the design and/or finish.</p> <p>Keyed function pricing based on P6 cylinder with open S123 keyway. See page 184 for additional cylinder and keyway options.</p>			01☒	02☒	01☒	02☒	01☒	02☒	M51	M52
			03	05☒	03	05☒	03	05☒	M53☒	M54☒
			06	07	06	07	06	07	M55☒	M56☒
			12☞	17	12☞	17	12☞	17	M61☒☞	M63☒☞
			18☒	ACC☞	18☒	OME	☒18	OME	M81	M82☒
			AST☞	LAT☒	41☒	42☒	41☒	42☒	M83☒	M84☒
			LON☒	MER☞	ACC☞	AST☞	LAT☒	LON☒	M85☒	ME1☒☞
			OME	41☒	LAT☒	LON☒			ME2☒☞	ME3☒
			42☒		MER☞				M57☒	M62☒☞
					Not available in 612		Not available in 613		Available only in 629 and 630	
FINISHES										
			626	605 606 609 612 619 622 625 643e	613 629 630	605 606 609 619 622 625 626 629 630 643e				
KEYED, SINGLE CYLINDER, DEADBOLT FUNCTIONS										
L9453	P6	Entrance/office lock with deadbolt	\$1,190	\$1,202	\$1,220	\$1,220				
LV9453	P6	Vandlgard entrance/office lock with deadbolt	\$1,315	\$1,327	\$1,345	\$1,345				
L9456	P6	Corridor lock	\$1,190	\$1,202	\$1,220	\$1,220				
LV9456	P6	Vandlgard corridor lock	\$1,315	\$1,327	\$1,345	\$1,345				
L9465	P6	Closet/Storeroom Lock	\$1,190	\$1,202	\$1,220	\$1,220				
L9473	P6	Dormitory/bedroom lock	\$1,190	\$1,202	\$1,220	\$1,220				
L9480	P6	Storeroom lock with deadbolt	\$1,301	\$1,313	\$1,331	\$1,331				
LV9480	P6	Vandlgard storeroom lock with deadbolt	\$1,426	\$1,438	\$1,456	\$1,456				
L9485	P6	Faculty restroom lock	\$1,229	\$1,241	\$1,259	\$1,259				
LV9485	P6	Vandlgard faculty restroom lock	\$1,354	\$1,366	\$1,384	\$1,384				
L9485 with XL11-557	P6	Prison function lock, available on L escutcheon only (specify L9485 with XL11-557 as a special option)	\$2,131	\$2,143	\$2,161	N/A				
L9492EL	P6	Electrically locking outside lever, outside cylinder, inside thumbturn, with deadbolt	\$1,825	\$1,837	\$1,855	\$1,855				
LV9492EL	P6	Vandlgard electrically locking outside lever, outside cylinder, inside thumbturn, with deadbolt	\$1,950	\$1,962	\$1,980	\$1,980				
L9492EU	P6	Electrically unlocking outside lever, outside cylinder, inside thumbturn, with deadbolt	\$1,825	\$1,837	\$1,855	\$1,855				
LV9492EU	P6	Vandlgard electrically unlocking outside lever, outside cylinder, inside thumbturn, with deadbolt	\$1,950	\$1,962	\$1,980	\$1,980				
L9493EL	P6	Electrically locking both levers, outside cylinder, inside thumbturn, with deadbolt	\$1,825	\$1,837	\$1,855	\$1,855				
LV9493EL	P6	Vandlgard electrically locking both levers, outside cylinder, inside thumbturn, with deadbolt	\$1,950	\$1,962	\$1,980	\$1,980				
L9493EU	P6	Electrically unlocking both levers, outside cylinder, inside thumbturn, with deadbolt	\$1,825	\$1,837	\$1,855	\$1,855				

☒ Extended lead time

CYLINDRICAL
DEADBOLTS
MORTISE
MULTIPOINT
INTERCONNECT
TUBULAR
SPECIALTY
PORTABLE
CYLINDERS/KEYS
TOOLS/KITS
MERCHANDISING
FORMS

COMPLETE LOCKS			STANDARD STYLES				M COLLECTION			
 <p>ESCUTCHEON TRIM</p> <p>☞ Denotes a product that requires handing to be specified</p> <p>Split finishes and designs will be priced at the highest list price of the design and/or finish.</p> <p>Keyed function pricing based on P6 cylinder with open S123 keyway. See page 184 for additional cylinder and keyway options.</p>			01☒	02☒	01☒	02☒	01☒	02☒	M51	M52
			03	05☒	03	05☒	03	05☒	M53☒	M54☒
			06	07	06	07	06	07	M55☒	M56☒
			12☞	17	12☞	17	12☞	17	M61☒☞	M63☒☞
			18☒	ACC☞	18☒	OME	18	OME	M81	M82☒
			AST☞	LAT☒	41☒	42☒	41☒	42☒	M83☒	M84☒
			LON☒	MER☞	ACC☞	AST☞	LAT☒	LON☒	M85☒	ME1☒☞
			OME	41☒	LAT☒	LON☒			ME2☒☞	ME3☒
			42☒		MER☞				M57☒	M62☒☞
					Not available in 612		Not available in 613		Available only in 629 and 630	
FINISHES										
SERIES + FUNCTION			CYL	DESCRIPTION			626	605 606 609 612 619 622 625 643e	613 629 630	605 606 609 619 622 625 626 629 630 643e
LV9493EU	P6	Vandlgard electrically unlocking both levers, outside cylinder, inside thumbturn, with deadbolt			\$1,950	\$1,962	\$1,980	\$1,980		
KEYED, DOUBLE CYLINDER, DEADBOLT FUNCTIONS										
L9457	P6	Classroom security lock with deadbolt			\$1,299	\$1,311	\$1,329	\$1,329		
LV9457	P6	Vandlgard classroom security lock with deadbolt			\$1,424	\$1,436	\$1,454	\$1,454		
L9458	P6	Classroom security lock with deadbolt and auxiliary latch			\$1,299	\$1,311	\$1,329	\$1,329		
LV9458	P6	Vandlgard classroom security lock with deadbolt and auxiliary latch			\$1,424	\$1,436	\$1,454	\$1,454		
L9466	P6	Store/utility room lock			\$1,265	\$1,277	\$1,295	\$1,295		
L9482 with XL11-543	P6	Institution lock with deadbolt (specify L9482 with XL11-543 as a special option)			\$2,025	\$2,037	\$2,055	\$2,055		
LV9482 with XL11-543	P6	Vandlgard institution lock with deadbolt (specify LV9482 with XL11-543 as a special option)			\$2,150	\$2,162	\$2,180	\$2,180		
L9494EL	P6	Electrically locking outside lever, inside and outside cylinders, with deadbolt			\$1,937	\$1,949	\$1,967	\$1,967		
LV9494EL	P6	Vandlgard electrically locking outside lever, inside and outside cylinders, with deadbolt			\$2,062	\$2,074	\$2,092	\$2,092		
L9494EU	P6	Electrically unlocking outside lever, inside and outside cylinders, with deadbolt			\$1,937	\$1,949	\$1,967	\$1,967		
LV9494EU	P6	Vandlgard electrically unlocking outside lever, inside and outside cylinders, with deadbolt			\$2,062	\$2,074	\$2,092	\$2,092		
L9495EL	P6	Electrically locking both levers, inside and outside cylinders, with deadbolt			\$1,937	\$1,949	\$1,967	\$1,967		
LV9495EL	P6	Vandlgard electrically locking both levers, inside and outside cylinders, with deadbolt			\$2,062	\$2,074	\$2,092	\$2,092		
L9495EU	P6	Electrically unlocking both levers, inside and outside cylinders, with deadbolt			\$1,937	\$1,949	\$1,967	\$1,967		
LV9495EU	P6	Vandlgard electrically unlocking both levers, inside and outside cylinders, with deadbolt			\$2,062	\$2,074	\$2,092	\$2,092		

☒ Extended lead time



COMPLETE LOCKS			FINISHES				
DEADBOLTS							
☞ Denotes a product that requires handing to be specified							
Split finishes and designs will be priced at the highest list price of the design and/or finish.							
Keyed function pricing based on P6 cylinder with open S123 keyway. See page 184 for additional cylinder and keyway options.							
			626	605 606 609 612 619 622 625 643e	613 629 630	With ligature resistant components 630	
SERIES +							
FUNCTION	CYL	DESCRIPTION					
L9000 SERIES DEADBOLTS - SECTIONAL TRIM							
L9460	P6	Cylinder x thumbturn lock	\$541	\$553	\$571	\$1,172	
L9462	P6	Double cylinder lock	\$676	\$688	\$706	\$852	
L9463	P6	Classroom lock	\$676	\$688	\$706	N/A	
L9463 with XB11-720	P6	Classroom lock with B100 Series style thumbturn	\$937	\$949	\$967	N/A	
L9464	P6	Cylinder lock	\$462	\$474	\$492	\$549	
L9000 SERIES DEADBOLTS - ESCUTCHEON TRIM (L ESCUTCHEON ONLY)							
L9460	P6	Cylinder x thumbturn lock	\$570	\$582	\$600	N/A	
L9462	P6	Double cylinder lock	\$705	\$717	\$735	N/A	
L9464	P6	Cylinder lock	\$491	\$503	\$521	N/A	

☞ Extended lead time





COMPLETE LOCKS			STYLES							
DEADBOLTS ☞ Denotes a product that requires handing to be specified Split finishes and designs will be priced at the highest list price of the design and/or finish. Keyed function pricing based on P6 cylinder with open S123 keyway. See page 184 for additional cylinder and keyway options. Specify XL11-000 in comments when ordering ligature resistant knob and XL12-482 when ordering ligature resistant lever. Price includes lever/knob, thumbturn and cylinder ring as appropriate.			03	01☞ 02☞	01☞ 02☞	01☞ 02☞	M51	M52	SKI	SL1
				05☞ 06	03 05☞	03 05☞	M53☞	M54☞		
				12☞ 17	06 07	06 12☞	M55☞	M56☞		
				18☞ ACC☞	12☞ 17	17 ☞18	M61☞☞	M63☞☞		
				AST☞ LAT☞	18☞ OME	OME 41☞	M81	M82☞		
				LAT☞ LON☞	41☞ 42☞	42☞	M83☞	M84☞		
				MER☞ OME	ACC☞ AST☞	LAT☞ LON☞	M85☞	ME1☞☞		
				41☞ 42☞	LAT☞ LON☞		ME2☞☞	ME3☞		
					MER☞		M57☞	M62☞☞		
					Not available in 612	Not available in 613	Available only in 629 and 630			
FINISHES										
	626	626	605 606 609 612 619 622 625 643e (612 not available on C, AVA or MER roses)	(613 not available on C, AVA or MER roses; 629 and 630 not available on AVA or MER roses)	605 606 609 619 622 625 626 629 630 643e	630	630			
SERIES + FUNCTION CYL DESCRIPTION										
L9000 SERIES SPECIAL FUNCTION DEADBOLTS - ROSE TRIM										
L9460 with XL11-635	P6	Cylinder x thumbturn lock with dummy trim (specify L9460 with XL11-635 as a special option)	\$1,550	\$1,660	\$1,672	\$1,690	\$1,690	\$2,546	\$2,782	
L9460 with XL11-886	P6	Cylinder x thumbturn lock with lever or knob (specify L9460 with XL11-886 as a special option)	\$1,581	\$1,691	\$1,703	\$1,721	\$1,721	\$2,577	\$2,813	
L9462 with XL11-886	P6	Cylinder lock with lever or knob (specify L9464 with XL11-886 as a special option)	\$1,656	\$1,766	\$1,778	\$1,796	\$1,796	\$2,652	\$2,888	
L9464 with XL11-886	P6	Deadbolt thrown or retracted by key from one side (specify L9464 with XL11-886 as a special option)	\$1,581	\$1,691	\$1,703	\$1,721	\$1,721	\$2,577	\$2,813	
L9000 SERIES DEADBOLTS - ESCUTCHEON TRIM										
L9460 with XL11-635	P6	Cylinder x thumbturn lock with dummy trim (specify L9460 with XL11-635 as a special option)	\$1,689	\$1,689	\$1,701	\$1,719	\$1,719	N/A	N/A	
L9460 with XL11-886	P6	Cylinder x thumbturn lock with lever or knob (specify L9460 with XL11-886 as a special option)	\$1,720	\$1,720	\$1,732	\$1,750	\$1,750	N/A	N/A	
L9462 with XL11-886	P6	Cylinder lock with lever or knob (specify L9464 with XL11-886 as a special option)	\$1,795	\$1,795	\$1,807	\$1,825	\$1,825	N/A	N/A	
L9464 with XL11-886	P6	Deadbolt thrown or retracted by key from one side (specify L9464 with XL11-886 as a special option)	\$1,720	\$1,720	\$1,732	\$1,750	\$1,750	N/A	N/A	

☞ Extended lead time



COMPLETE LOCKS			FINISHES			
DEADBOLTS						
<p> Denotes a product that requires handing to be specified</p> <p>Split finishes and designs will be priced at the highest list price of the design and/or finish.</p> <p>Keyed function pricing based on P6 cylinder with open S123 keyway. See page 184 for additional cylinder and keyway options.</p> <p>Specify XL11-000 in comments when ordering ligature-resistant option.</p>			626	605 606 609 612 619 622 625 643e	613 629 630	With ligature resistant components 630
SERIES +	FUNCTION	CYL DESCRIPTION				
L9000 SERIES DEADBOLTS - ROSE TRIM ONLY						
L460	P6	Cylinder x thumbturn lock	\$367	\$379	\$397	\$998
L462	P6	Double cylinder lock	\$433	\$445	\$463	\$609
L463	P6	Classroom lock	\$433	\$445	\$463	N/A
L463 with XB11-720	P6	Classroom lock with B100 Series style thumbturn	\$694	\$706	\$724	N/A
L464	P6	Cylinder lock	\$354	\$366	\$384	\$441
L480	P6	Door bolt	\$307	\$319	\$337	\$809
L496	P6	Deadbolt with "OCCUPIED" indicator, not available in 609 finish	\$531	\$543	\$561	N/A

Extended lead time

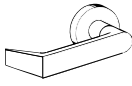
CYLINDRICAL
DEADBOLTS
MORTISE
MULTIPOINT
INTERCONNECT
TUBULAR
SPECIALTY
PORTABLE
CYLINDERS/KEYS
TOOLS/KITS
MERCHANDISING
FORMS

COMPLETE LOCKS			LIGATURE RESISTANT		
<p>LIGATURE RESISTANT</p> <p> Denotes a product that requires handing to be specified</p> <p>Split finishes and designs will be priced at the highest list price of the design and/or finish.</p> <p>Ligature resistant products cannot be ordered less components.</p> <p>Keyed function pricing based on P6 cylinder with open S123 keyway. See page 184 for additional cylinder and keyway options.</p> <p>Specify XL11-000 in comments when ordering ligature resistant knob and XL12-482 when ordering ligature resistant lever. Price includes lever/knob, thumbturn and cylinder ring as appropriate.</p>					
			FINISHES		
			630	630	630
NON-KEYED FUNCTIONS					
L9010		Passage latch	\$1,763	\$1,999	\$2,259
L9040		Bath/bedroom privacy lock	\$1,895	\$2,131	N/A
L9044		Privacy with coin turn outside	N/A	N/A	\$2,477
L9440		Privacy with deadbolt	\$2,047	\$2,283	N/A
L9444		Privacy with deadbolt and coin turn outside	N/A	N/A	\$2,625
L9090EL		Electrically locking outside lever, no cylinder	\$2,299	\$2,535	N/A
L9090EU		Electrically unlocking outside lever, no cylinder	\$2,299	\$2,535	N/A
L9091EL		Electrically locking both levers, no cylinder	\$2,299	\$2,535	N/A
L9091EU		Electrically unlocking both levers, no cylinder	\$2,299	\$2,535	N/A
KEYED, SINGLE CYLINDER, NON-DEADBOLT FUNCTIONS					
L9050	P6	Entrance/office lock	\$2,009	\$2,245	\$2,505
L9056	P6	L9050 with automatic unlocking	\$2,114	\$2,350	\$2,610
L9070	P6	Classroom lock	\$2,009	\$2,245	\$2,505
L9076	P6	Classroom holdback lock	\$2,009	\$2,245	N/A
L9080	P6	Storeroom lock	\$2,009	\$2,245	\$2,505
L9092EL	P6	Electrically locking outside lever, outside cylinder	\$2,409	\$2,645	\$2,905
L9092EU	P6	Electrically unlocking outside lever, outside cylinder	\$2,409	\$2,645	\$2,905
L9093EL	P6	Electrically locking both levers, outside cylinder	\$2,409	\$2,645	\$2,905
L9093EU	P6	Electrically unlocking both levers, outside cylinder	\$2,409	\$2,645	\$2,905
KEYED, DOUBLE CYLINDER, NON-DEADBOLT FUNCTIONS					
L9060	P6	Apartment entrance lock	\$2,122	\$2,358	N/A
L9066 with XL11-897	P6	Storeroom lock	\$2,688	\$2,924	N/A
L9071	P6	Classroom security lock	\$2,122	\$2,358	\$2,618
L9077	P6	Classroom security holdback lock	\$2,122	\$2,358	N/A

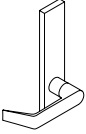
Extended lead time

COMPLETE LOCKS			LIGATURE RESISTANT		
<p>LIGATURE RESISTANT</p> <p> Denotes a product that requires handing to be specified</p> <p>Split finishes and designs will be priced at the highest list price of the design and/or finish.</p> <p>Ligature resistant products cannot be ordered less components.</p> <p>Keyed function pricing based on P6 cylinder with open S123 keyway. See page 184 for additional cylinder and keyway options.</p> <p>Specify XL11-000 in comments when ordering ligature resistant knob and XL12-482 when ordering ligature resistant lever. Price includes lever/knob, thumbturn and cylinder ring as appropriate.</p>					
			SK1	SL1	HSLR
			FINISHES		
			630	630	630
SERIES + FUNCTION	CYL	DESCRIPTION			
L9082	P6	Institution lock	\$2,122	\$2,358	\$2,618
L9095EL	P6	Electrically locking both levers, inside and outside cylinder	\$2,520	\$2,756	\$3,016
L9095EU	P6	Electrically unlocking both levers, inside and outside cylinder	\$2,520	\$2,756	\$3,016
KEYED, SINGLE CYLINDER, DEADBOLT FUNCTIONS					
L9453	P6	Entrance/office lock with deadbolt	\$2,047	\$2,283	\$2,543
L9456	P6	Corridor lock	\$2,047	\$2,283	\$2,543
L9465	P6	Closet/Storeroom Lock	\$2,047	\$2,283	\$2,543
L9473	P6	Dormitory/bedroom lock	\$2,047	\$2,283	\$2,543
L9480	P6	Storeroom lock with deadbolt	\$2,158	\$2,394	\$2,654
L9485	P6	Faculty restroom lock	\$2,086	\$2,322	\$2,582
L9492EL	P6	Electrically locking outside lever, outside cylinder, inside thumbturn, with deadbolt	\$2,682	\$2,918	\$3,178
L9492EU	P6	Electrically unlocking outside lever, outside cylinder, inside thumbturn, with deadbolt	\$2,682	\$2,918	\$3,178
L9493EL	P6	Electrically locking both levers, outside cylinder, inside thumbturn, with deadbolt	\$2,682	\$2,918	\$3,178
L9493EU	P6	Electrically unlocking both levers, outside cylinder, inside thumbturn, with deadbolt	\$2,682	\$2,918	\$3,178
KEYED, DOUBLE CYLINDER, DEADBOLT FUNCTIONS					
L9457	P6	Classroom security lock with deadbolt	\$2,156	\$2,392	\$2,652
L9458	P6	Classroom security lock with deadbolt and auxiliary latch	\$2,156	\$2,392	N/A
L9466	P6	Store/utility room lock	\$2,122	\$2,358	\$2,618
L9494EL	P6	Electrically locking outside lever, inside and outside cylinders, with deadbolt	\$2,794	\$3,030	N/A
L9494EU	P6	Electrically unlocking outside lever, inside and outside cylinders, with deadbolt	\$2,794	\$3,030	N/A
L9495EL	P6	Electrically locking both levers, inside and outside cylinders, with deadbolt	\$2,794	\$3,030	N/A
L9495EU	P6	Electrically unlocking both levers, inside and outside cylinders, with deadbolt	\$2,794	\$3,030	N/A

Extended lead time

COMPLETE LOCKS		STANDARD STYLES						M COLLECTION	
 <p>LM9300 ROSE TRIM</p> <p>✎ Denotes a product that requires handing to be specified</p> <p>Split finishes and designs will be priced at the highest list price of the design and/or finish.</p> <p>Keyed function pricing based on P6 cylinder with open S123 keyway. See page 184 for additional cylinder and keyway options.</p> <p>Solution requires door and rod set sold through Steelcraft. Please contact your local sales representative for more details.</p>	03	01	02	01	02	01	02	M51	M52
		-	05	03	05	03	05	M53	M54
		06	07	06	07	06	07	M55	M56
		12	17	12	17	12	17	M61	M63
		18	ACC	18	OME	18	OME	M81	M82
		AST	LAT	41	42	41	42	M83	M84
		LON	MER	ACC	AST	LAT	LON	M85	ME1
		OME	41	LAT	LON			ME2	ME3
		42		MER				M57	M62
				Not available in 612		Not available in 613		Available only in 629 and 630	
FINISHES									
		626	626	605 606 609 612 619 622 625 643e <small>(612 not available on C, AVA or MER roses)</small>	613 629 630 <small>(613 not available on C, AVA or MER roses; 629 and 630 not available on AVA or MER roses)</small>	605 606 609 619 622 625 626 629 630 643e			
SERIES + FUNCTION	CYL	DESCRIPTION							
NON-KEYED FUNCTIONS		ROSE TRIM							
LM9310		Multi-point passage latch	\$2,010	\$2,120	\$2,132	\$2,150	\$2,150		
LM9325		Multi-point exit lock	\$1,901	\$1,956	\$1,962	\$1,971	\$1,971		
KEYED, SINGLE CYLINDER, NON-DEADBOLT FUNCTIONS		ROSE TRIM							
LM9350	P6	Multi-point office and inner entry lock	\$2,256	\$2,366	\$2,378	\$2,396	\$2,396		
LMV9350	P6	Vandgard multi-point office and inner entry lock	\$2,381	\$2,491	\$2,503	\$2,521	\$2,521		
LM9370	P6	Multi-point classroom lock	\$2,256	\$2,366	\$2,378	\$2,396	\$2,396		
LMV9370	P6	Vandgard multi-point classroom lock	\$2,381	\$2,491	\$2,503	\$2,521	\$2,521		
LM9380	P6	Multi-point storeroom lock	\$2,256	\$2,366	\$2,378	\$2,396	\$2,396		
LMV9380	P6	Vandgard multi-point storeroom lock	\$2,381	\$2,491	\$2,503	\$2,521	\$2,521		
KEYED, DOUBLE CYLINDER, DEADBOLT FUNCTIONS		ROSE TRIM							
LM9371	P6	Multi-point classroom security lock	\$2,369	\$2,479	\$2,491	\$2,509	\$2,509		
LMV9371	P6	Vandgard multi-point classroom security lock	\$2,494	\$2,604	\$2,616	\$2,634	\$2,634		

✎ Extended lead time

COMPLETE LOCKS							M COLLECTION				
 <p>LM9300 ESCUTCHEON TRIM</p> <p>☞ Denotes a product that requires handing to be specified</p> <p>Split finishes and designs will be priced at the highest list price of the design and/or finish.</p> <p>Keyed function pricing based on P6 cylinder with open S123 keyway. See page 184 for additional cylinder and keyway options.</p> <p>Solution requires door and rod set sold through Steelcraft. Please contact your local sales representative for more details.</p>	01☞	02☞	01☞	02☞	01☞	02☞	M51	M52			
	03	05☞	03	05☞	03	05☞	M53☞	M54☞			
	06	07	06	07	06	07	M55☞	M56☞			
	12☞	17	12☞	17	12☞	17	M61☞☞	M63☞☞			
	18☞	ACC☞	18☞	OME	218	OME	M81	M82☞			
	AST☞	LAT☞	41☞	42☞	41☞	42☞	M83☞	M84☞			
	LON☞	MER☞	ACC☞	AST☞	LAT☞	LON☞	M85☞	ME1☞☞			
	OME	41☞	LAT☞	LON☞			ME2☞☞	ME3☞			
	42☞		MER☞				M57☞	M62☞☞			
			Not available in 612		Not available in 613		Available only in 629 and 630				
SERIES + FUNCTION CYL DESCRIPTION			626		605 606 609 612 619 622 625 643e (612 not available on C rose)		613 629 630 (613 not available on C rose)		605 606 609 619 622 625 626 629 630 643e		
NON-KEYED FUNCTIONS											
LM9310 ☞		Multi-point passage latch	\$2,149	\$2,161	\$2,179	\$2,179					
LM9325 ☞		Multi-point exit lock	\$1,971	\$1,977	\$1,986	\$1,986					
KEYED, SINGLE CYLINDER, NON-DEADBOLT FUNCTIONS											
LM9350 ☞	P6	Multi-point office and inner entry lock	\$2,395	\$2,407	\$2,425	\$2,425					
LMV9350 ☞	P6	Vandgard multi-point office and inner entry lock	\$2,520	\$2,532	\$2,550	\$2,550					
LM9370 ☞	P6	Multi-point classroom lock	\$2,395	\$2,407	\$2,425	\$2,425					
LMV9370 ☞	P6	Vandgard multi-point classroom lock	\$2,520	\$2,532	\$2,550	\$2,550					
LM9380 ☞	P6	Multi-point storeroom lock	\$2,395	\$2,407	\$2,425	\$2,425					
LMV9380 ☞	P6	Vandgard multi-point storeroom lock	\$2,520	\$2,532	\$2,550	\$2,550					
KEYED, DOUBLE CYLINDER, DEADBOLT FUNCTIONS											
LM9371 ☞	P6	Multi-point classroom security lock	\$2,508	\$2,520	\$2,538	\$2,538					
LMV9371 ☞	P6	Vandgard multi-point classroom security lock	\$2,633	\$2,645	\$2,663	\$2,663					

☞ Extended lead time



COMPLETE LOCKS

CYLINDER ADJUSTMENTS

Keyed locks on the previous pages are priced including the P6 cylinder with open keyway. Provided below are pricing adjustments based on other available cylinder types. For Primus and Primus XP cylinders, order lock less cylinder and order the Primus or Primus XP cylinder separately.

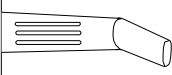
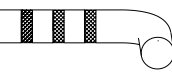
For complete details on cylinders, tailpieces, keying and keys, including cylinders sold separate, see the [Cylinders](#) and [Keys](#) sections at the back of this book.

CYLINDER ADJUSTMENTS					
Restricted keyways include: Everest 29 R and T keyways, Everest B and D keyways and Classic (Reverse/Quad/Numbered) keyways					
Description	Specify	Single cylinder function Price adjustment		Double cylinder function Price adjustment	
		Open	Restricted	Open	Restricted
Conventional 6-pin cylinder	P6	\$0.00	\$24.00	\$0.00	\$48.00
Conventional 6-pin cylinder, keyed 5	P	\$0.00	\$24.00	\$0.00	\$48.00
Everest SL Conventional Cylinder, 7 pin	Z	N/A	\$24.00	N/A	\$48.00
Less conventional cylinder	L	-\$101.00		-\$202.00	
Concealed mortise cylinder, 6-pin/keyed 5	C	\$43.00	\$67.00	\$86.00	\$134.00
Concealed mortise cylinder, 6-pin	C6	\$43.00	\$67.00	\$86.00	\$134.00
Less Concealed Mortise Cylinder	W	-\$101.00		-\$202.00	
Conventional Primus/Primus XP cylinder	Order separately (Restricted keyways only, see Cylinders section)				
FSIC (Full size interchangeable core)	R	\$92.00	\$116.00	\$184.00	\$232.00
FSIC – Construction Core (requires 50-231 handling charge of \$13.00 per cylinder)	T	\$92.00	N/A	\$184.00	N/A
Everest SL - FSIC, 7-pin	M	N/A	\$116.00	N/A	\$232.00
Less FSIC	J	\$0.00		\$0.00	
Full size interchangeable Primus/Primus XP core	Order separately (Restricted keyways only, see Cylinders section)				
SFIC (Small format interchangeable core) 7-pin (Not available with hotel functions L9485 or L9486)	G	N/A	\$109.00	N/A	\$218.00
Refundable Construction SFIC (Not available with hotel functions L9485 or L9486) (requires 50-231 handling charge of \$13.00 \$13.00per cylinder)	H	\$56.00	N/A	\$112.00	N/A
Disposable Construction SFIC (Not available with hotel functions L9485 or L9486)	BDC	-\$12.00	N/A	-\$24.00	N/A
Less SFIC (Not available with hotel functions L9485 or L9486)	B	-\$7.00		-\$14.00	

Construction cores (T and H) have an additional handling charge 50-231

COMPLETE LOCKS STYLE OPTIONS

Specify on order only if requesting an option other than the default

	MILLED PATTERN	KNURLED PATTERN	OPTIONAL	
			Specify	Price adjustment per lever
TACTILE WARNING				
01	Milled		801	\$62.00
02		Knurled	802	\$62.00
03		Knurled	803	\$62.00
05	Milled		805	\$62.00
06	Milled		806	\$62.00
07	Milled		807	\$62.00
12	Milled		812	\$62.00
17	Milled		817	\$62.00
18	Milled		818	\$62.00
M51		Knurled	851	\$62.00
M52		Knurled	852	\$62.00
M81		Knurled	881	\$62.00
ME1	Milled		8E1	\$62.00
ME2	Milled		8E2	\$62.00
ME3	Milled		8E3	\$62.00

FOLGER ADAM CO® LEVER TRAK™		
Modified inside and outside 03 lever for Folger Adam Co.® Lever Trak™. Specify lever design as 503. Available rose trim only, not available 629 or 630 finish.	503	\$133.00

ANTIMICROBIAL COATING		
Rose trim: Adds silver-ion based antimicrobial coating to inside lever, bushing, rose & thumbturn and outside lever, bushing, rose, cylinder ring, and cylinder faceplate.		
Escutcheon trim: Adds silver-ion based antimicrobial coating to inside lever, bushing, escutcheon & thumbturn and outside lever, bushing, escutcheon, and cylinder face plate.	626AM or 630AM	\$65.60
Specify finish as either 626AM or 630AM.		

COMPLETE LOCKS ARMOR FRONT

Specify on order only if requesting an option other than the default

- Default 1-1/4" wide armor front - standard for doors 1-3/4" and thicker
- Optional 1-1/16" wide armor front - recommended for doors thinner than 1-3/4", including 1-3/8" doors
- Armor front finish will match the inside lever/knob finish

	DEFAULT	OPTIONAL
	≥ 1-3/4" doors	Thin doors < 1-3/4" Specify
NON-KEYED FUNCTIONS		
L9010	09-662	09-668
L9025	09-663	09-669
L9040	09-662	09-668
LV9040	09-662	N/A
L9040 with XL11-446	09-662	09-668
LV9040 with XL11-446	09-662	N/A
L9044	09-662	09-668
LV9044	09-662	N/A
L9110 with XL11-741	09-661	N/A
L9412 with XL11-907	09-666	09-672
L9440	09-664	09-670
LV9440	09-664	N/A
L9444	09-664	09-670
LV9444	09-664	N/A
L9090EL/EU	09-663	09-669
L9090EL/EU with DPS	09-666	09-672
LV9090EL/EU	09-663	N/A
LV9090EL/EU with DPS	09-666	N/A
L9091EL/EU	09-663	09-669
L9091EL/EU with DPS	09-666	09-672
LV9091EL/EU	09-663	N/A
LV9091EL/EU with DPS	09-666	N/A
NON-KEYED DUMMY FUNCTIONS		
L0170	N/A	N/A
L0172	N/A	N/A
L9175	09-661	09-667
L9176	09-661	09-667
KEYED, SINGLE CYLINDER, NON-DEADBOLT FUNCTIONS		
L9026	09-663	09-669
L9050	09-663	09-669
LV9050	09-663	N/A
L9056	09-663	09-669
LV9056	09-663	N/A
L9070	09-663	09-669
LV9070	09-663	N/A

	DEFAULT	OPTIONAL
	≥ 1-3/4" doors	Thin doors < 1-3/4" Specify
L9076	09-713	09-718
LV9076	09-713	N/A
L9080	09-663	09-669
LV9080	09-663	N/A
L9092EL/EU	09-663	09-669
L9092EL/EU with DPS	09-666	09-672
LV9092EL/EU	09-663	N/A
LV9092EL/EU with DPS	09-666	N/A
L9093EL/EU	09-663	09-669
L9093EL/EU with DPS	09-666	09-672
LV9093EL/EU	09-663	N/A
LV9093EL/EU with DPS	09-666	N/A
KEYED, DOUBLE CYLINDER, NON-DEADBOLT FUNCTIONS		
L9060	09-663	09-669
LV9060	09-663	N/A
L9066	09-663	09-669
L9071	09-663	09-669
LV9071	09-663	N/A
L9077	09-713	09-718
LV9077	09-713	N/A
L9082	09-663	09-669
LV9082	09-663	N/A
L9095EL/EU	09-663	09-669
L9095EL/EU with DPS	09-666	09-672
LV9095EL/EU	09-663	N/A
LV9095EL/EU with DPS	09-666	N/A
KEYED, SINGLE CYLINDER, DEADBOLT FUNCTIONS		
L9453	09-666	09-672
LV9453	09-666	N/A
L9456	09-664	09-670
LV9456	09-664	N/A
L9465	09-664	09-670
L9473	09-664	09-670
L9480	09-666	09-672
LV9480	09-666	N/A
L9485	09-666	09-672
LV9485	09-666	N/A





COMPLETE LOCKS ARMOR FRONT

	DEFAULT	OPTIONAL
	≥ 1-3/4" doors	Thin doors < 1-3/4" Specify
L9485 with XL11-557	09-666	09-672
L9486	09-666	09-672
LV9486	09-666	N/A
L9486 with L583-375	09-666	09-672
LV9486 with L583-375	09-666	N/A
L9496	09-664	09-670
LV9496	09-664	N/A
L9492EL	09-666	09-672
LV9492EL	09-666	N/A
L9492EU	09-666	09-672
LV9492EU	09-666	N/A
L9493EL	09-666	09-672
LV9493EL	09-666	N/A
L9493EU	09-666	09-672
LV9493EU	09-666	N/A
KEYED, DOUBLE CYLINDER, DEADBOLT FUNCTIONS		
L9457	09-664	09-670
LV9457	09-664	N/A
L9458	09-666	09-672
LV9458	09-666	N/A
L9466	09-664	09-670
L9482 with XL11-543	09-666	09-672
LV9482 with XL11-543	09-666	N/A
L9494EL	09-666	09-672
LV9494EL	09-666	N/A
L9494EU	09-666	09-672
LV9494EU	09-666	N/A
L9495EL	09-666	09-672
LV9495EL	09-666	N/A
L9495EU	09-666	09-672
LV9495EU	09-666	N/A
KEYED DEADBOLTS		
L9460	09-665	09-671
L9460 with XL11-635	09-665	09-671
L9460 with XL11-886	09-665	09-671
L9462	09-665	09-671
L9462 with XL11-886	09-665	09-671
L9463	09-665	09-671
L9464	09-665	09-671
L9464 with XL11-886	09-665	09-671

	DEFAULT	OPTIONAL
	≥ 1-3/4" doors	Thin doors < 1-3/4" Specify
SMALL CASE DEADBOLTS		
L460	09-717	N/A
L462	09-717	N/A
L463	09-717	N/A
L464	09-717	N/A
L480	09-717	N/A
L496	09-717	N/A
3 POINT LATCHING		
LM9310	09-720	N/A
LM9325	09-720	N/A
LM9350	09-720	N/A
LMV9350	09-720	N/A
LM9370	09-720	N/A
LMV9370	09-720	N/A
LM9371	09-720	N/A
LMV9371	09-720	N/A
LM9380	09-720	N/A
LMV9380	09-720	N/A



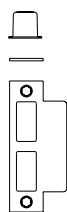
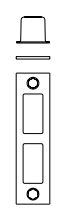
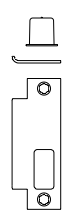
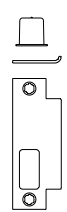
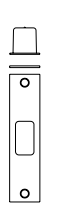
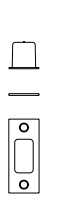
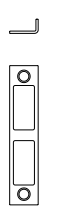
CYLINDRICAL
DEADBOLTS
MORTISE
MULTIPOINT
INTERCONNECT
TUBULAR
SPECIALTY
PORTABLE
CYLINDERS/KEYS
TOOLS/KITS
MERCHANTISING
FORMS

COMPLETE LOCKS

STRIKE

Specify on order only if requesting an option other than the default

- By default the strike finish will match the inside lever/knob finish

L9000				L400		L9000 AND L400
<p>10-072</p>  <p>Standard strike 1-1/4" x 4-7/8" square corner strike + box, with 1-3/16" lip</p>	<p>10-073</p>  <p>Deadbolt lock strike 1-1/4" x 4-7/8" square corner strike + box, no lip</p>	<p>10-144</p>  <p>Square corner, LH/RHR for SK1, SL1, HSLR, with 1-3/16" lip</p>	<p>10-145</p>  <p>Square corner, RH/LHR for SK1, SL1, HSLR, with 1-3/16" lip</p>	<p>10-078</p>  <p>1-1/4" x 4-7/8" square corner strike + box, no lip</p>	<p>10-079</p>  <p>1-1/8" x 3-1/2" square corner strike + box, ANSI 115.5 prep</p>	<p>10-075</p>  <p>1/2" rabbeted strike</p>

	STRIKES FOR L9000 FUNCTIONS				
	DEFAULT	OPTIONAL		LIGATURE RESISTANT DEFAULT	
		1/2" rabbeted strike	Specify	Price adjustment	Strike for SK1, SL1 and HSLR trim
KEYLESS FUNCTIONS					
L9010	10-072	10-075	\$137.00	10-144	10-145
L9025	10-072	10-075	\$137.00	N/A	N/A
L9040	10-072	10-075	\$137.00	10-144	10-145
LV9040	10-072	10-075	\$137.00	N/A	N/A
L9040 with XL11-446	10-072	10-075	\$137.00	N/A	10-145
LV9040 with XL11-446	10-072	10-075	\$137.00	N/A	N/A
L9044	10-072	10-075	\$137.00	10-144	10-145
LV9044	10-072	10-075	\$137.00	N/A	N/A
L9110 with XL11-741	N/A	N/A	-	N/A	N/A
L9412 with XL11-907	10-072	10-075	\$137.00	N/A	N/A
L9440	10-072	10-075	\$137.00	N/A	N/A
LV9440	10-072	10-075	\$137.00	N/A	N/A
L9444	10-072	10-075	\$137.00	N/A	N/A
LV9444	10-072	10-075	\$137.00	N/A	N/A
L9090EL/EU	10-072	10-075	\$137.00	10-144	10-145
LV9090EL/EU	10-072	10-075	\$137.00	N/A	N/A
L9091EL/EU	10-072	10-075	\$137.00	10-144	10-145
LV9091EL/EU	10-072	10-075	\$137.00	N/A	N/A
NON-KEYED DUMMY FUNCTIONS					
L0170	N/A	N/A	-	N/A	N/A
L0172	N/A	N/A	-	N/A	N/A
L9175	N/A	N/A	-	N/A	N/A
L9176	N/A	N/A	-	N/A	N/A

COMPLETE LOCKS STRIKE

	STRIKES FOR L9000 FUNCTIONS				
	DEFAULT	OPTIONAL		LIGATURE RESISTANT DEFAULT	
		1/2" rabbeted strike		Strike for SK1, SL1 and HSLR trim	
		Specify	Price adjustment	Specify for LH/RHR	Specify for RH/LHR
KEYED, SINGLE CYLINDER, NON-DEADBOLT FUNCTIONS					
L9026	10-072	10-075	\$137.00	N/A	N/A
L9050	10-072	10-075	\$137.00	10-144	10-145
LV9050	10-072	10-075	\$137.00	N/A	N/A
L9056	10-072	10-075	\$137.00	10-144	10-145
LV9056	10-072	10-075	\$137.00	N/A	N/A
L9070	10-072	10-075	\$137.00	10-144	10-145
LV9070	10-072	10-075	\$137.00	N/A	N/A
L9076	10-072	10-075	\$137.00	10-144	10-145
LV9076	10-072	10-075	\$137.00	N/A	N/A
L9080	10-072	10-075	\$137.00	10-144	10-145
LV9080	10-072	10-075	\$137.00	N/A	N/A
L9092EL/EU	10-072	10-075	\$137.00	10-144	10-145
LV9092EL/EU	10-072	10-075	\$137.00	N/A	N/A
L9093EL/EU	10-072	10-075	\$137.00	10-144	10-145
LV9093EL/EU	10-072	10-075	\$137.00	N/A	N/A
KEYED, DOUBLE CYLINDER, NON-DEADBOLT FUNCTIONS					
L9060	10-072	10-075	\$137.00	10-144	10-145
LV9060	10-072	10-075	\$137.00	N/A	N/A
L9066	10-072	10-075	\$137.00	N/A	10-145
L9071	10-072	10-075	\$137.00	10-144	10-145
LV9071	10-072	10-075	\$137.00	N/A	N/A
L9077	10-072	10-075	\$137.00	10-144	10-145
LV9077	10-072	10-075	\$137.00	N/A	N/A
L9082	10-072	10-075	\$137.00	10-144	10-145
LV9082	10-072	10-075	\$137.00	N/A	N/A
L9095EL/EU	10-072	10-075	\$137.00	10-144	10-145
LV9095EL/EU	10-072	10-075	\$137.00	N/A	N/A
KEYED, SINGLE CYLINDER, DEADBOLT FUNCTIONS					
L9453	10-072	10-075	\$137.00	N/A	N/A
LV9453	10-072	10-075	\$137.00	N/A	N/A
L9456	10-072	10-075	\$137.00	N/A	N/A
LV9456	10-072	10-075	\$137.00	N/A	N/A
L9465	10-072	10-075	\$137.00	N/A	N/A
L9473	10-072	10-075	\$137.00	N/A	N/A
L9480	10-072	10-075	\$137.00	N/A	N/A
LV9480	10-072	10-075	\$137.00	N/A	N/A
L9485	10-072	10-075	\$137.00	N/A	N/A
LV9485	10-072	10-075	\$137.00	N/A	N/A
L9485 with XL11-557	10-072	10-075	\$137.00	N/A	N/A

COMPLETE LOCKS STRIKE

	STRIKES FOR L9000 FUNCTIONS				
	DEFAULT	OPTIONAL		LIGATURE RESISTANT DEFAULT	
		1/2" rabbeted strike		Strike for SK1, SL1 and HSLR trim	
		Specify	Price adjustment	Specify for LH/RHR	Specify for RH/LHR
L9486	10-072	10-075	\$137.00	N/A	N/A
LV9486	10-072	10-075	\$137.00	N/A	N/A
L9496	10-072	10-075	\$137.00	N/A	N/A
LV9496	10-072	10-075	\$137.00	N/A	N/A
L9492EL/EU	10-072	10-075	\$137.00	N/A	N/A
LV9492EL/EU	10-072	10-075	\$137.00	N/A	N/A
L9493EL/EU	10-072	10-075	\$137.00	N/A	N/A
LV9493EL/EU	10-072	10-075	\$137.00	N/A	N/A
KEYED, DOUBLE CYLINDER, DEADBOLT FUNCTIONS					
L9457	10-072	10-075	\$137.00	N/A	N/A
LV9457	10-072	10-075	\$137.00	N/A	N/A
L9458	10-072	10-075	\$137.00	N/A	N/A
LV9458	10-072	10-075	\$137.00	N/A	N/A
L9466	10-072	10-075	\$137.00	N/A	N/A
L9482 with XL11-543	10-072	10-075	\$137.00	N/A	N/A
LV9482 with XL11-543	10-072	10-075	\$137.00	N/A	N/A
L9494EL/EU	10-072	10-075	\$137.00	N/A	N/A
LV9494EL/EU	10-072	10-075	\$137.00	N/A	N/A
L9495EL/EU	10-072	10-075	\$137.00	N/A	N/A
LV9495EL/EU	10-072	10-075	\$137.00	N/A	N/A

	STRIKES FOR L9000 FUNCTIONS				
	DEFAULT	OPTIONAL		LIGATURE RESISTANT DEFAULT	
		1/2" rabbeted strike		Strike for SK1, SL1 and HSLR trim	
		Specify	Price adjustment	Specify for LH/RHR	Specify for RH/LHR
KEYED DEADBOLTS					
L9460	10-073	10-075	\$137.00	N/A	N/A
L9460 with XL11-635	10-073	10-075	\$137.00	N/A	N/A
L9460 with XL11-886	10-073	10-075	\$137.00	N/A	N/A
L9462	10-073	10-075	\$137.00	N/A	N/A
L9462 with XL11-886	10-073	10-075	\$137.00	N/A	N/A
L9463	10-073	10-075	\$137.00	N/A	N/A
L9464	10-073	10-075	\$137.00	N/A	N/A
L9464 with XL11-886	10-073	10-075	\$137.00	N/A	N/A



COMPLETE LOCKS STRIKE

STRIKES FOR L400 FUNCTIONS				
	DEFAULT	OPTIONAL		
		1-1/4" x 4-7/8" square corner strike + box	1/2" rabbeted strike	
		Specify	Specify	Price adjustment
SMALL CASE DEADBOLTS				
L460	10-079	10-078	10-075	\$137.00
L462	10-079	10-078	10-075	\$137.00
L463	10-079	10-078	10-075	\$137.00
L464	10-079	10-078	10-075	\$137.00
L480	10-079	10-078	10-075	\$137.00
L496	10-079	10-078	10-075	\$137.00

STRIKES FOR 3 POINT LATCHING			
	DEFAULT	OPTIONAL	
		1/2" rabbeted strike	
		Specify	Price adjustment
KEYED DEADBOLTS			
LM9310	10-072	10-075	\$137.00
LM9325	10-072	10-075	\$137.00
LM9350	10-072	10-075	\$137.00
LMV9350	10-072	10-075	\$137.00
LM9370	10-072	10-075	\$137.00
LMV9370	10-072	10-075	\$137.00
LM9371	10-072	10-075	\$137.00
LMV9371	10-072	10-075	\$137.00
LM9380	10-072	10-075	\$137.00
LMV9380	10-072	10-075	\$137.00

TOOLS/KITS
CYLINDERS/KEYS
PORTABLE
SPECIALTY
TUBULAR
INTERCONNECT
MULTIPOINT
MORTISE
DEADBOLTS
CYLINDRICAL

COMPLETE LOCKS DOOR DIMENSIONS

DOOR THICKNESS, EXTENDED AND STRIKE LIP LENGTH

- Specify door thickness and extended on order only if different than 1-3/4" thick door.
- Specify door thickness in 1/4" increments except for 1-3/8" thick doors.
- If extended option is not specified, order will be shipped Extended Equal (EE).
- Other extended options include: Extended Outside (EO), Extended Inside (EI) and Extended Different (ED).
- Strike lip length is defaulted based on door thickness and extended options. Specify on order only if different than the default.
- Minimum door thickness for L9090/91/92/93/95 with RX is 1-3/8".
- Minimum door thickness for L9090/91/92/94/95 with LX, DPS or a combination with RX is 1-3/4".
- Minimum door thickness for L9492/93/94/95 is 1-3/4".

NON-STANDARD DOOR THICKNESS			
RESTRICTIONS			
	Minimum door thickness	Maximum door thickness	
		Standard functions	Vandgard functions
Rose trim	1-3/8"	4"	4"
L escutcheon	1-3/8"	4"	4"
N escutcheon	1-3/4"	2-1/4"	2-1/4"
L400 small case deadbolt functions	1-3/4"	3"	Not available
Ligature resistant	1-3/4"	1-3/4"	Not available

RESTRICTIONS									
	Minimum door thickness	Maximum door thickness							
		Single cylinder function				Double cylinder function			
		Extended equally	Extended outside	Extended inside	Extended different	Extended equally	Extended outside	Extended inside	Extended different
Small format interchangeable cores (B, BDC, G, H suffix)	1-3/8"	2-1/2"	2"	N/A	N/A	2-1/2"	2"	2"	N/A

EXTENDED EQUALLY (EE)									
Door handing	Door thickness	Default strike lip length	Strike part number	Non-keyed functions		Single cylinder functions		Double cylinder functions	
				Door thickness adder	Strike lip length adder	Door thickness adder	Strike lip length adder	Door thickness adder	Strike lip length adder
RH, LH, LHR, RHR	2"	1-1/2"	10-072-1-1/2	\$0	\$0	\$0	\$0	\$0	\$0
	2-1/4"	1-3/4"	10-072-1-3/4	\$0	\$39	\$0	\$39	\$0	\$39
	2-1/2"	1-3/4"	10-072-1-3/4	\$0	\$39	\$0	\$39	\$0	\$39
	2-3/4"	2"	10-072-2	\$130	\$39	\$639	\$39	\$1,142	\$39
	3"	2"	10-072-2	\$130	\$39	\$639	\$39	\$1,142	\$39
	3-1/4"	2-1/4"	XK10-992 214	\$130	\$39	\$639	\$39	\$1,142	\$39
	3-1/2"	2-1/4"	XK10-992 214	\$130	\$39	\$639	\$39	\$1,142	\$39
	3-3/4"	2-1/2"	XK10-992 212	\$130	\$259	\$639	\$259	\$1,142	\$259
4"	2-1/2"	XK10-992 212	\$130	\$259	\$639	\$259	\$1,142	\$259	

COMPLETE LOCKS

DOOR DIMENSIONS

				EXTENDED INSIDE (EI)					
				Non-keyed functions		Single cylinder functions		Double cylinder functions	
Door handing	Door thickness	Default strike lip length	Strike part number	Door thickness adder	Strike lip length adder	Door thickness adder	Strike lip length adder	Door thickness adder	Strike lip length adder
RH, LH	2"	1-3/4"	10-072-1-3/4	\$0	\$39	\$0	\$39	\$0	\$39
	2-1/4"	2"	10-072-2	\$0	\$39	\$0	\$39	\$0	\$39
	2-1/2"	2-1/4"	XK10-992 214	\$0	\$39	\$0	\$39	\$0	\$39
	2-3/4"	2-1/2"	XK10-992 212	\$130	\$259	\$639	\$259	\$1,142	\$259
	3"	2-3/4"	XK10-992 234	\$130	\$259	\$639	\$259	\$1,142	\$259
	3-1/4"	3"	XK10-992 300	\$130	\$259	\$639	\$259	\$1,142	\$259
	3-1/2"	3-1/4"	XK10-992 314	\$130	\$259	\$639	\$259	\$1,142	\$259
	3-3/4"	3-1/2"	XK10-992-312	\$130	\$259	\$639	\$259	\$1,142	\$259
LHR, RHR	4"	3-3/4"	XK10-992-334	\$130	\$259	\$639	\$259	\$1,142	\$259
	2"	1-3/16"	10-072	\$0	\$0	\$0	\$0	\$0	\$0
	2-1/4"	1-3/16"	10-072	\$0	\$0	\$0	\$0	\$0	\$0
	2-1/2"	1-3/16"	10-072	\$0	\$0	\$0	\$0	\$0	\$0
	2-3/4"	1-3/16"	10-072	\$130	\$0	\$639	\$0	\$1,142	\$0
	3"	1-3/16"	10-072	\$130	\$0	\$639	\$0	\$1,142	\$0
	3-1/4"	1-3/16"	10-072	\$130	\$0	\$639	\$0	\$1,142	\$0
	3-1/2"	1-3/16"	10-072	\$130	\$0	\$639	\$0	\$1,142	\$0
3-3/4"	1-3/16"	10-072	\$130	\$0	\$639	\$0	\$1,142	\$0	
4"	1-3/16"	10-072	\$130	\$0	\$639	\$0	\$1,142	\$0	

				EXTENDED OUTSIDE (EO)					
				Non-keyed functions		Single cylinder functions		Double cylinder functions	
Door handing	Door thickness	Default strike lip length	Strike part number	Door thickness adder	Strike lip length adder	Door thickness adder	Strike lip length adder	Door thickness adder	Strike lip length adder
RH, LH	2"	1-3/16"	10-072	\$0	\$0	\$0	\$0	\$0	\$0
	2-1/4"	1-3/16"	10-072	\$0	\$0	\$0	\$0	\$0	\$0
	2-1/2"	1-3/16"	10-072	\$0	\$0	\$0	\$0	\$0	\$0
	2-3/4"	1-3/16"	10-072	\$130	\$0	\$639	\$0	\$1,142	\$0
	3"	1-3/16"	10-072	\$130	\$0	\$639	\$0	\$1,142	\$0
	3-1/4"	1-3/16"	10-072	\$130	\$0	\$639	\$0	\$1,142	\$0
	3-1/2"	1-3/16"	10-072	\$130	\$0	\$639	\$0	\$1,142	\$0
	3-3/4"	1-3/16"	10-072	\$130	\$0	\$639	\$0	\$1,142	\$0
LHR, RHR	4"	1-3/16"	10-072	\$130	\$0	\$639	\$0	\$1,142	\$0
	2"	1-3/4"	10-072-1-3/4	\$0	\$39	\$0	\$39	\$0	\$39
	2-1/4"	2"	10-072-2	\$0	\$39	\$0	\$39	\$0	\$39
	2-1/2"	2-1/4"	XK10-992 214	\$0	\$39	\$0	\$39	\$0	\$39
	2-3/4"	2-1/2"	XK10-992 212	\$130	\$259	\$639	\$259	\$1,142	\$259
	3"	2-3/4"	XK10-992 234	\$130	\$259	\$639	\$259	\$1,142	\$259
	3-1/4"	3"	XK10-992 300	\$130	\$259	\$639	\$259	\$1,142	\$259
	3-1/2"	3-1/4"	XK10-992 314	\$130	\$259	\$639	\$259	\$1,142	\$259
3-3/4"	3-1/2"	XK10-992-312	\$130	\$259	\$639	\$259	\$1,142	\$259	
4"	3-3/4"	XK10-992-334	\$130	\$259	\$639	\$259	\$1,142	\$259	

CYLINDRICAL
DEADBOLTS
MORTISE
MULTIPOINT
INTERCONNECT
TUBULAR
SPECIALTY
PORTABLE
CYLINDERS/KEYS
TOOLS/KITS
MERCHANDISING
FORMS



COMPLETE LOCKS DOOR DIMENSIONS

Door thickness	HANDING		Default strike lip length	Strike part number	EXTENDED DIFFERENT (ED)					
	RH OR LH	LHR OR RHR			Non-keyed functions		Single cylinder functions		Double cylinder functions	
	Inside door edge to door center line	Outside door edge to door center line			Door thickness adder	Strike lip length adder	Door thickness adder	Strike lip length adder	Door thickness adder	Strike lip length adder
2"	7/8"	7/8"	1-3/16"	10-072	\$0	\$0	\$0	\$0	\$0	\$0
	1"	1"	1-1/2"	10-072-1-1/2	\$0	\$0	\$0	\$0	\$0	\$0
	1-1/8"	1-1/8"	1-3/4"	10-072-1-3/4	\$0	\$39	\$0	\$39	\$0	\$39
2-1/4"	7/8"	7/8"	1-3/16"	10-072	\$0	\$0	\$0	\$0	\$0	\$0
	1"	1"	1-1/2"	10-072-1-1/2	\$0	\$0	\$0	\$0	\$0	\$0
	1-1/8"	1-1/8"	1-3/4"	10-072-1-3/4	\$0	\$39	\$0	\$39	\$0	\$39
	1-1/4"	1-1/4"	1-3/4"	10-072-1-3/4	\$0	\$39	\$0	\$39	\$0	\$39
	1-3/8"	1-3/8"	2"	10-072-2	\$0	\$39	\$0	\$39	\$0	\$39
2-1/2"	7/8"	7/8"	1-3/16"	10-072	\$0	\$0	\$0	\$0	\$0	\$0
	1"	1"	1-1/2"	10-072-1-1/2	\$0	\$0	\$0	\$0	\$0	\$0
	1-1/8"	1-1/8"	1-3/4"	10-072-1-3/4	\$0	\$39	\$0	\$39	\$0	\$39
	1-1/4"	1-1/4"	1-3/4"	10-072-1-3/4	\$0	\$39	\$0	\$39	\$0	\$39
	1-3/8"	1-3/8"	2"	10-072-2	\$0	\$39	\$0	\$39	\$0	\$39
	1-1/2"	1-1/2"	2"	10-072-2	\$0	\$39	\$0	\$39	\$0	\$39
	1-5/8"	1-5/8"	2-1/4"	XK10-992 214	\$0	\$39	\$0	\$39	\$0	\$39
2-3/4"	7/8"	7/8"	1-3/16"	10-072	\$130	\$0	\$639	\$0	\$1,142	\$0
	1"	1"	1-1/2"	10-072-1-1/2	\$130	\$0	\$639	\$0	\$1,142	\$0
	1-1/8"	1-1/8"	1-3/4"	10-072-1-3/4	\$130	\$39	\$639	\$39	\$1,142	\$39
	1-1/4"	1-1/4"	1-3/4"	10-072-1-3/4	\$130	\$39	\$639	\$39	\$1,142	\$39
	1-3/8"	1-3/8"	2"	10-072-2	\$130	\$39	\$639	\$39	\$1,142	\$39
	1-1/2"	1-1/2"	2"	10-072-2	\$130	\$39	\$639	\$39	\$1,142	\$39
	1-5/8"	1-5/8"	2-1/4"	XK10-992 214	\$130	\$39	\$639	\$39	\$1,142	\$39
	1-3/4"	1-3/4"	2-1/4"	XK10-992 214	\$130	\$39	\$639	\$39	\$1,142	\$39
	1-7/8"	1-7/8"	2-1/2"	XK10-992 212	\$130	\$259	\$639	\$259	\$1,142	\$259
3"	7/8"	7/8"	1-3/16"	10-072	\$130	\$0	\$639	\$0	\$1,142	\$0
	1"	1"	1-1/2"	10-072-1-1/2	\$130	\$0	\$639	\$0	\$1,142	\$0
	1-1/8"	1-1/8"	1-3/4"	10-072-1-3/4	\$130	\$39	\$639	\$39	\$1,142	\$39
	1-1/4"	1-1/4"	1-3/4"	10-072-1-3/4	\$130	\$39	\$639	\$39	\$1,142	\$39
	1-3/8"	1-3/8"	2"	10-072-2	\$130	\$39	\$639	\$39	\$1,142	\$39
	1-1/2"	1-1/2"	2"	10-072-2	\$130	\$39	\$639	\$39	\$1,142	\$39
	1-5/8"	1-5/8"	2-1/4"	XK10-992 214	\$130	\$39	\$639	\$39	\$1,142	\$39
	1-3/4"	1-3/4"	2-1/4"	XK10-992 214	\$130	\$39	\$639	\$39	\$1,142	\$39
	1-7/8"	1-7/8"	2-1/2"	XK10-992 212	\$130	\$259	\$639	\$259	\$1,142	\$259
	2"	2"	2-1/2"	XK10-992 212	\$130	\$259	\$639	\$259	\$1,142	\$259
	2-1/8"	2-1/8"	2-3/4"	XK10-992 234	\$130	\$259	\$639	\$259	\$1,142	\$259

COMPLETE LOCKS DOOR DIMENSIONS

Door thickness	HANDING		Default strike lip length	Strike part number	EXTENDED DIFFERENT (ED)					
	RH OR LH	LHR OR RHR			Non-keyed functions		Single cylinder functions		Double cylinder functions	
	Inside door edge to door center line	Outside door edge to door center line			Door thickness adder	Strike lip length adder	Door thickness adder	Strike lip length adder	Door thickness adder	Strike lip length adder
3-1/4"	7/8"	7/8"	1-3/16"	10-072	\$130	\$0	\$639	\$0	\$1,142	\$0
	1"	1"	1-1/2"	10-072-1-1/2	\$130	\$0	\$639	\$0	\$1,142	\$0
	1-1/8"	1-1/8"	1-3/4"	10-072-1-3/4	\$130	\$39	\$639	\$39	\$1,142	\$39
	1-1/4"	1-1/4"	1-3/4"	10-072-1-3/4	\$130	\$39	\$639	\$39	\$1,142	\$39
	1-3/8"	1-3/8"	2"	10-072-2	\$130	\$39	\$639	\$39	\$1,142	\$39
	1-1/2"	1-1/2"	2"	10-072-2	\$130	\$39	\$639	\$39	\$1,142	\$39
	1-5/8"	1-5/8"	2-1/4"	XK10-992 214	\$130	\$39	\$639	\$39	\$1,142	\$39
	1-3/4"	1-3/4"	2-1/4"	XK10-992 214	\$130	\$39	\$639	\$39	\$1,142	\$39
	1-7/8"	1-7/8"	2-1/2"	XK10-992 212	\$130	\$259	\$639	\$259	\$1,142	\$259
	2"	2"	2-1/2"	XK10-992 212	\$130	\$259	\$639	\$259	\$1,142	\$259
	2-1/8"	2-1/8"	2-3/4"	XK10-992 234	\$130	\$259	\$639	\$259	\$1,142	\$259
	2-1/4"	2-1/4"	2-3/4"	XK10-992 234	\$130	\$259	\$639	\$259	\$1,142	\$259
2-3/8"	2-3/8"	3"	XK10-992 300	\$130	\$259	\$639	\$259	\$1,142	\$259	
3-1/2"	7/8"	7/8"	1-3/16"	10-072	\$130	\$0	\$639	\$0	\$1,142	\$0
	1"	1"	1-1/2"	10-072 112	\$130	\$0	\$639	\$0	\$1,142	\$0
	1-1/8"	1-1/8"	1-3/4"	10-072 1-3/4	\$130	\$39	\$639	\$39	\$1,142	\$39
	1-1/4"	1-1/4"	1-3/4"	10-072 1-3/4	\$130	\$39	\$639	\$39	\$1,142	\$39
	1-3/8"	1-3/8"	2"	10-072 2	\$130	\$39	\$639	\$39	\$1,142	\$39
	1-1/2"	1-1/2"	2"	10-072 2	\$130	\$39	\$639	\$39	\$1,142	\$39
	1-5/8"	1-5/8"	2-1/4"	XK10-992 214	\$130	\$39	\$639	\$39	\$1,142	\$39
	1-3/4"	1-3/4"	2-1/4"	XK10-992 214	\$130	\$39	\$639	\$39	\$1,142	\$39
	1-7/8"	1-7/8"	2-1/2"	XK10-992 212	\$130	\$259	\$639	\$259	\$1,142	\$259
	2"	2"	2-1/2"	XK10-992 212	\$130	\$259	\$639	\$259	\$1,142	\$259
	2-1/8"	2-1/8"	2-3/4"	XK10-992 234	\$130	\$259	\$639	\$259	\$1,142	\$259
	2-1/4"	2-1/4"	2-3/4"	XK10-992 234	\$130	\$259	\$639	\$259	\$1,142	\$259
	2-3/8"	2-3/8"	3"	XK10-992 300	\$130	\$259	\$639	\$259	\$1,142	\$259
	2-1/2"	2-1/2"	3"	XK10-992 300	\$130	\$259	\$639	\$259	\$1,142	\$259
2-5/8"	2-5/8"	3-1/4"	XK10-992 314	\$130	\$259	\$639	\$259	\$1,142	\$259	

CYLINDRICAL
DEADBOLTS
MORTISE
MULTIPOINT
INTERCONNECT
TUBULAR
SPECIALTY
PORTABLE
CYLINDERS/KEYS
TOOLS/KITS
MERCHANDISING
FORMS

COMPLETE LOCKS DOOR DIMENSIONS

Door thickness	HANDING		Default strike lip length	Strike part number	EXTENDED DIFFERENT (ED)					
	RH OR LH	LHR OR RHR			Non-keyed functions		Single cylinder functions		Double cylinder functions	
	Inside door edge to door center line	Outside door edge to door center line			Door thickness adder	Strike lip length adder	Door thickness adder	Strike lip length adder	Door thickness adder	Strike lip length adder
3-3/4"	7/8"	7/8"	1-3/16"	10-072	\$130	\$0	\$639	\$0	\$1,142	\$0
	1"	1"	1-1/2"	10-072 112	\$130	\$0	\$639	\$0	\$1,142	\$0
	1-1/8"	1-1/8"	1-3/4"	10-072 1-3/4	\$130	\$39	\$639	\$39	\$1,142	\$39
	1-1/4"	1-1/4"	1-3/4"	10-072 1-3/4	\$130	\$39	\$639	\$39	\$1,142	\$39
	1-3/8"	1-3/8"	2"	10-072 2	\$130	\$39	\$639	\$39	\$1,142	\$39
	1-1/2"	1-1/2"	2"	10-072 2	\$130	\$39	\$639	\$39	\$1,142	\$39
	1-5/8"	1-5/8"	2-1/4"	XK10-992 214	\$130	\$39	\$639	\$39	\$1,142	\$39
	1-3/4"	1-3/4"	2-1/4"	XK10-992 214	\$130	\$39	\$639	\$39	\$1,142	\$39
	1-7/8"	1-7/8"	2-1/2"	XK10-992 212	\$130	\$259	\$639	\$259	\$1,142	\$259
	2"	2"	2-1/2"	XK10-992 212	\$130	\$259	\$639	\$259	\$1,142	\$259
	2-1/8"	2-1/8"	2-3/4"	XK10-992 234	\$130	\$259	\$639	\$259	\$1,142	\$259
	2-1/4"	2-1/4"	2-3/4"	XK10-992 234	\$130	\$259	\$639	\$259	\$1,142	\$259
	2-3/8"	2-3/8"	3"	XK10-992 300	\$130	\$259	\$639	\$259	\$1,142	\$259
	2-1/2"	2-1/2"	3"	XK10-992 300	\$130	\$259	\$639	\$259	\$1,142	\$259
	2-5/8"	2-5/8"	3-1/4"	XK10-992 314	\$130	\$259	\$639	\$259	\$1,142	\$259
	2-3/4"	2-3/4"	3-1/4"	XK10-992 314	\$130	\$259	\$639	\$259	\$1,142	\$259
2-7/8"	2-7/8"	3-1/2"	XK10-992 312	\$130	\$259	\$639	\$259	\$1,142	\$259	
4"	7/8"	7/8"	1-3/16"	10-072	\$130	\$0	\$639	\$0	\$1,142	\$0
	1"	1"	1-1/2"	10-072 112	\$130	\$0	\$639	\$0	\$1,142	\$0
	1-1/8"	1-1/8"	1-3/4"	10-072 1-3/4	\$130	\$39	\$639	\$39	\$1,142	\$39
	1-1/4"	1-1/4"	1-3/4"	10-072 1-3/4	\$130	\$39	\$639	\$39	\$1,142	\$39
	1-3/8"	1-3/8"	2"	10-072 2	\$130	\$39	\$639	\$39	\$1,142	\$39
	1-1/2"	1-1/2"	2"	10-072 2	\$130	\$39	\$639	\$39	\$1,142	\$39
	1-5/8"	1-5/8"	2-1/4"	XK10-992 214	\$130	\$39	\$639	\$39	\$1,142	\$39
	1-3/4"	1-3/4"	2-1/4"	XK10-992 214	\$130	\$39	\$639	\$39	\$1,142	\$39
	1-7/8"	1-7/8"	2-1/2"	XK10-992 212	\$130	\$259	\$639	\$259	\$1,142	\$259
	2"	2"	2-1/2"	XK10-992 212	\$130	\$259	\$639	\$259	\$1,142	\$259
	2-1/8"	2-1/8"	2-3/4"	XK10-992 234	\$130	\$259	\$639	\$259	\$1,142	\$259
	2-1/4"	2-1/4"	2-3/4"	XK10-992 234	\$130	\$259	\$639	\$259	\$1,142	\$259
	2-3/8"	2-3/8"	3"	XK10-992 300	\$130	\$259	\$639	\$259	\$1,142	\$259
	2-1/2"	2-1/2"	3"	XK10-992 300	\$130	\$259	\$639	\$259	\$1,142	\$259
	2-5/8"	2-5/8"	3-1/4"	XK10-992 314	\$130	\$259	\$639	\$259	\$1,142	\$259
	2-3/4"	2-3/4"	3-1/4"	XK10-992 314	\$130	\$259	\$639	\$259	\$1,142	\$259
2-7/8"	2-7/8"	3-1/2"	XK10-992 312	\$130	\$259	\$639	\$259	\$1,142	\$259	
3"	3"	3-1/2"	XK10-992 312	\$130	\$259	\$639	\$259	\$1,142	\$259	
3-1/8"	3-1/8"	3-3/4"	XK10-992 334	\$130	\$259	\$639	\$259	\$1,142	\$259	



this page intentionally blank



CYLINDRICAL

DEADBOLTS

MORTISE

MULTIPOINT

INTERCONNECT

TUBULAR

SPECIALTY

PORTABLE

CYLINDERS/KEYS

TOOLS/KITS

MERCHANDISING

FORMS



COMPLETE LOCKS

LOCK MONITORING

		OPTIONAL LOCK MONITORING							
		Request to Exit		Latchbolt Monitor		Door Position Sensor		Deadbolt Monitor	
		Specify	Price Adj.	Specify	Price Adj.	Specify	Price Adj.	Specify	Price Adj.
KEYLESS FUNCTIONS									
L9010		RX	\$239.00	LX	\$239.00	DPS	\$239.00	N/A	-
L9025		RX	\$239.00	LX	\$239.00	DPS	\$239.00	N/A	-
L9040	LV9040	N/A	-	N/A	-	N/A	-	N/A	-
L9044	LV9044	N/A	-	N/A	-	N/A	-	N/A	-
L9440	LV9440	N/A	-	N/A	-	N/A	-	N/A	-
L9444	LV9444	N/A	-	N/A	-	N/A	-	N/A	-
L9090EL/EU	LV9090EL/EU	RX	\$239.00	LX ¹	\$239.00	DPS ¹	\$239.00	N/A	-
L9091EL/EU	LV9091EL/EU	RX	\$239.00	LX ¹	\$239.00	DPS ¹	\$239.00	N/A	-
KEYED, SINGLE CYLINDER, NON-DEADBOLT FUNCTIONS									
L9026		RX	\$239.00	LX	\$239.00	DPS	\$239.00	N/A	-
L9050	LV9050	RX	\$239.00	LX ¹	\$239.00	N/A	-	N/A	-
L9056	LV9056	RX	\$239.00	LX ¹	\$239.00	N/A	-	N/A	-
L9070	LV9070	RX	\$239.00	LX ¹	\$239.00	N/A	-	N/A	-
L9076	LV9076	N/A	-	N/A	-	N/A	-	N/A	-
L9080	LV9080	RX	\$239.00	LX ¹	\$239.00	DPS ¹	\$239.00	N/A	-
L9092EL/EU	LV9092EL/EU	RX	\$239.00	LX ¹	\$239.00	DPS ¹	\$239.00	N/A	-
L9093EL/EU	LV9093EL/EU	RX	\$239.00	LX ¹	\$239.00	DPS ¹	\$239.00	N/A	-
KEYED, DOUBLE CYLINDER, NON-DEADBOLT FUNCTIONS									
L9060	LV9060	N/A	-	N/A	-	N/A	-	N/A	-
L9071	LV9071	RX	\$239.00	LX ¹	\$239.00	N/A	-	N/A	-
L9077	LV9077	N/A	-	N/A	-	N/A	-	N/A	-
L9082		N/A	-	LX	\$239.00	DPS	\$239.00	N/A	-
L9095EL/EU	LV9095EL/EU	RX	\$239.00	LX ¹	\$239.00	DPS ¹	\$239.00	N/A	-
KEYED, SINGLE CYLINDER, DEADBOLT FUNCTIONS									
L9453	LV9453	RX	\$239.00	LX ¹	\$239.00	N/A	-	DM ¹	\$239.00
L9456	LV9456	RX	\$239.00	LX ¹	\$239.00	N/A	-	DM ¹	\$239.00
L9465		RX	\$239.00	LX	\$239.00	N/A	-	N/A	-
L9473		N/A	-	N/A	-	N/A	-	N/A	-
L9480	LV9480	RX	\$239.00	LX ¹	\$239.00	N/A	-	DM ¹	\$239.00
L9485	LV9485	RX	\$239.00	LX ¹	\$239.00	N/A	-	DM ¹	\$239.00
L9486	LV9486	N/A	-	N/A	-	N/A	-	N/A	-
L9496	LV9496	RX	\$239.00	LX ¹	\$239.00	N/A	-	DM	\$239.00
L9492EL/EU	LV9492EL/EU	RX	\$239.00	LX ¹	\$239.00	N/A	-	Included ¹	\$0.00
L9493EL/EU	LV9493EL/EU	RX	\$239.00	LX ¹	\$239.00	N/A	-	Included ¹	\$0.00
KEYED, DOUBLE CYLINDER, DEADBOLT FUNCTIONS									
L9457	LV9457	N/A	-	N/A	-	N/A	-	N/A	-
L9458	LV9458	RX	\$239.00	N/A	-	N/A	-	DM	\$239.00
L9466		RX	\$239.00	LX	\$239.00	N/A	-	N/A	-
L9494EL/EU	LV9494EL/EU	RX	\$239.00	LX ¹	\$239.00	N/A	-	Included ¹	\$0.00
L9495EL/EU	LV9495EL/EU	RX	\$239.00	LX ¹	\$239.00	N/A	-	Included ¹	\$0.00

¹ Vandlgard function (LV) not available. Vandlgard only available with Request to Exit (RX).



COMPLETE LOCKS LOCK MONITORING

	OPTIONAL LOCK MONITORING							
	Request to Exit		Latchbolt Monitor		Door Position Sensor		Deadbolt Monitor	
	Specify	Price Adj.	Specify	Price Adj.	Specify	Price Adj.	Specify	Price Adj.
KEYED DEADBOLTS								
L9460	N/A	-	N/A	-	N/A	-	N/A	-
L9462	N/A	-	N/A	-	N/A	-	N/A	-
L9463	N/A	-	N/A	-	N/A	-	N/A	-
L9464	N/A	-	N/A	-	N/A	-	N/A	-
3 POINT LATCHING								
LM9310	N/A	-	N/A	-	N/A	-	N/A	-
LM9325	N/A	-	N/A	-	N/A	-	N/A	-
LM9350	LMV9350	N/A	-	N/A	-	N/A	-	N/A
LM9370	LMV9370	N/A	-	N/A	-	N/A	-	N/A
LM9371	LMV9371	N/A	-	N/A	-	N/A	-	N/A
LM9380	LMV9380	N/A	-	N/A	-	N/A	-	N/A

¹ Vandlgard function (LV) not available. Vandlgard only available with Request to Exit (RX).

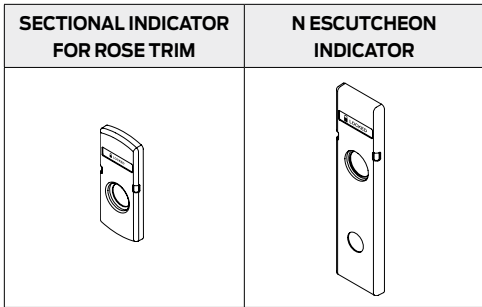


COMPLETE LOCKS INDICATORS

INDICATORS

180 degree visibility, for rose or N escutcheon trim

- Indicator option available for one side of door only - inside or outside
- Cylinder and sectional indicators require additional door preparation
- Indicator options not available with ligature resistant trim (SL1, SK1, HSLR)
- Indicators used on L/LV9040 and L/LV9440 include part number 47285675, emergency key screwdriver tool.



	OPTIONAL INDICATORS							
	🔒 LOCKED		OCCUPIED		DO NOT DISTURB		🔒	
	🔓 UNLOCKED		VACANT				🔓	
	Specify	Price adj	Specify	Price adj	Specify	Price adj	Specify	Price adj
INSIDE OF DOOR	L283-711	\$136.00	L283-712	\$136.00	L283-713	\$136.00	L283-714	\$136.00
OUTSIDE OF DOOR	L283-721	\$136.00	L283-722	\$136.00	L283-723	\$136.00	L283-724	\$136.00

FUNCTION		LOCKED/ UNLOCKED	OCCUPIED/ VACANT	DO NOT DISTURB	LOCKED/ UNLOCKED SYMBOLS	LOCKED/ UNLOCKED	OCCUPIED/ VACANT	DO NOT DISTURB	LOCKED/ UNLOCKED SYMBOLS
		INSIDE OF DOOR				OUTSIDE OF DOOR			
KEYLESS FUNCTIONS									
L9010		N/A	N/A	N/A	N/A	N/A	N/A	N/A	N/A
L9025		N/A	N/A	N/A	N/A	N/A	N/A	N/A	N/A
L9040	LV9040	L283-711	L283-712	L283-713	L283-714	L283-721	L283-722	L283-723	L283-724
L9044	LV9044	L283-711	L283-712	L283-713	L283-714	L283-721	L283-722	L283-723	L283-724
Rose trim only for inside indicator									
L9440	LV9440	L283-711	L283-712	L283-713	L283-714	L283-721	L283-722	L283-723	L283-724
L9444	LV9444	L283-711	L283-712	L283-713	L283-714	L283-721	L283-722	L283-723	L283-724
Rose trim only for inside indicator									
L9090 EL/EU	LV9090EL/EU	N/A	N/A	N/A	N/A	N/A	N/A	N/A	N/A
L9091EL/EU	LV9091EL/EU	N/A	N/A	N/A	N/A	N/A	N/A	N/A	N/A
KEYED, SINGLE CYLINDER, NON-DEADBOLT FUNCTIONS									
L9026		N/A	N/A	N/A	N/A	N/A	N/A	N/A	N/A
L9050	LV9050	L283-711	L283-712	L283-713	L283-714	L283-721	L283-722	L283-723	L283-724
L9056	LV9056	L283-711	L283-712	L283-713	L283-714	L283-721	L283-722	L283-723	L283-724
L9070	LV9070	N/A	N/A	N/A	N/A	L283-721	L283-722	L283-723	L283-724
L9076	LV9076	N/A	N/A	N/A	N/A	L283-721	L283-722	L283-723	L283-724
L9080	LV9080	N/A	N/A	N/A	N/A	N/A	N/A	N/A	N/A
L9092EL/EU	LV9092EL/EU	N/A	N/A	N/A	N/A	N/A	N/A	N/A	N/A
L9093EL/EU	LV9093EL/EU	N/A	N/A	N/A	N/A	N/A	N/A	N/A	N/A
KEYED, DOUBLE CYLINDER, NON-DEADBOLT FUNCTIONS									
L9060	LV9060	L283-711	L283-712	L283-713	L283-714	L283-721	L283-722	L283-723	L283-724
L9066		N/A	N/A	N/A	N/A	N/A	N/A	N/A	N/A
L9071	LV9071	L283-711	L283-712	L283-713	L283-714	L283-721	L283-722	L283-723	L283-724

COMPLETE LOCKS

INDICATORS

OPTIONAL INDICATORS								
🔒 LOCKED		OCCUPIED		DO NOT DISTURB		🔓		
🔓 UNLOCKED		VACANT						
	Specify	Price adj	Specify	Price adj	Specify	Price adj	Specify	Price adj
INSIDE OF DOOR	L283-711	\$136.00	L283-712	\$136.00	L283-713	\$136.00	L283-714	\$136.00
OUTSIDE OF DOOR	L283-721	\$136.00	L283-722	\$136.00	L283-723	\$136.00	L283-724	\$136.00

		LOCKED/ UNLOCKED	OCCUPIED/ VACANT	DO NOT DISTURB	LOCKED/ UNLOCKED SYMBOLS	LOCKED/ UNLOCKED	OCCUPIED/ VACANT	DO NOT DISTURB	LOCKED/ UNLOCKED SYMBOLS
FUNCTION		INSIDE OF DOOR				OUTSIDE OF DOOR			
L9077	LV9077	L283-711	L283-712	L283-713	L283-714	L283-721	L283-722	L283-723	L283-724
L9095EL/EU	LV9095EL/EU	N/A	N/A	N/A	N/A	N/A	N/A	N/A	N/A
KEYED, SINGLE CYLINDER, DEADBOLT FUNCTIONS									
L9453	LV9453	N/A	N/A	N/A	N/A	N/A	N/A	N/A	N/A
L9456	LV9456	L283-711	L283-712	L283-713	L283-714	L283-721	L283-722	L283-723	L283-724
L9465		L283-711	L283-712	L283-713	L283-714	L283-721	L283-722	L283-723	L283-724
L9473		L283-711	L283-712	L283-713	L283-714	L283-721	L283-722	L283-723	L283-724
L9480	LV9480	L283-711	L283-712	L283-713	L283-714	L283-721	L283-722	L283-723	L283-724
L9485	LV9485	L283-711	L283-712	L283-713	L283-714	L283-721	L283-722	L283-723	L283-724
L9486	LV9486	N/A	N/A	N/A	N/A	N/A	N/A	N/A	N/A
L9496	LV9496	N/A	N/A	N/A	N/A	N/A	N/A	N/A	N/A
L9492EL/EU	LV9492EL/EU	N/A	N/A	N/A	N/A	N/A	N/A	N/A	N/A
L9493EL/EU	LV9493EL/EU	N/A	N/A	N/A	N/A	N/A	N/A	N/A	N/A
KEYED, DOUBLE CYLINDER, DEADBOLT FUNCTIONS									
L9457	LV9457	L283-711	L283-712	L283-713	L283-714	L283-721	L283-722	L283-723	L283-724
L9458	LV9458	L283-711	L283-712	L283-713	L283-714	L283-721	L283-722	L283-723	L283-724
L9466		L283-711	L283-712	L283-713	L283-714	L283-721	L283-722	L283-723	L283-724
L9494EL/EU	LV9494EL/EU	N/A	N/A	N/A	N/A	N/A	N/A	N/A	N/A
L9495EL/EU	LV9495EL/EU	N/A	N/A	N/A	N/A	N/A	N/A	N/A	N/A
KEYED DEADBOLTS									
L9460		L283-711	L283-712	L283-713	L283-714	L283-721	L283-722	L283-723	L283-724
L9462		L283-711	L283-712	L283-713	L283-714	L283-721	L283-722	L283-723	L283-724
L9463		L283-711	L283-712	L283-713	L283-714	L283-721	L283-722	L283-723	L283-724
L9464		N/A	N/A	N/A	N/A	L283-721	L283-722	L283-723	L283-724
SMALL CASE DEADBOLTS									
L460		L283-711	L283-712	L283-713	L283-714	L283-721	L283-722	L283-723	L283-724
L462		L283-711	L283-712	L283-713	L283-714	L283-721	L283-722	L283-723	L283-724
L463		L283-711	L283-712	L283-713	L283-714	L283-721	L283-722	L283-723	L283-724
L464		N/A	N/A	N/A	N/A	L283-721	L283-722	L283-723	L283-724
L480		L283-711	L283-712	L283-713	L283-714	N/A	N/A	N/A	N/A

CYLINDRICAL
DEADBOLTS
MORTISE
MULTIPOINT
INTERCONNECT
TUBULAR
SPECIALTY
PORTABLE
CYLINDERS/KEYS
TOOLS/KITS
MERCHANDISING
FORMS



COMPLETE LOCKS INDICATORS

INDICATORS

	OPTIONAL INDICATORS							
	🔒 LOCKED		OCCUPIED		DO NOT DISTURB		🔒	
	🔓 UNLOCKED		VACANT				🔓	
	Specify	Price adj	Specify	Price adj	Specify	Price adj	Specify	Price adj
INSIDE OF DOOR	L283-711	\$136.00	L283-712	\$136.00	L283-713	\$136.00	L283-714	\$136.00
OUTSIDE OF DOOR	L283-721	\$136.00	L283-722	\$136.00	L283-723	\$136.00	L283-724	\$136.00

FUNCTION	LOCKED/ UNLOCKED	OCCUPIED/ VACANT	DO NOT DISTURB	LOCKED/ UNLOCKED SYMBOLS	LOCKED/ UNLOCKED	OCCUPIED/ VACANT	DO NOT DISTURB	LOCKED/ UNLOCKED SYMBOLS	
	INSIDE OF DOOR				OUTSIDE OF DOOR				
3 POINT LATCHING									
LM9310	N/A	N/A	N/A	N/A	N/A	N/A	N/A	N/A	
LM9325	N/A	N/A	N/A	N/A	N/A	N/A	N/A	N/A	
LM9350	LMV9350	L283-711	L283-712	L283-713	L283-714	L283-721	L283-722	L283-723	L283-724
LM9370	LMV9370	N/A	N/A	N/A	N/A	L283-721	L283-722	L283-723	L283-724
LM9371	LMV9371	L283-711	L283-712	L283-713	L283-714	L283-721	L283-722	L283-723	L283-724
LM9380	LMV9380	N/A	N/A	N/A	N/A	N/A	N/A	N/A	N/A

L/LM9300 SERIES



COMPLETE LOCKS

OPTIONS

THUMBTURN		
Description	Specify	Price adj.
Large ADA thumbturn option, not available with L9463 or L463 functions or ligature resistant knob (SK1), lever (SL1) or HSLR trim	09-509 x L583-363	\$0.00
Basic thumbturn option, not available on ligature resistant knob (SK1), lever (SL1) or HSLR trim	09-509	\$0.00
SCREW OPTIONS		
Description	Specify	Price adj.
Tamper resistant Torx® screws for rose or escutcheon trim (1-3/4" doors only) - compatible with armor, strike, and thumbturns	TORX	\$28.60
LEAD LINING		
Must be ordered as part of a complete lock. Parts are not sold separately. Lock handing must be specified.		
Description	Specify	Price adj.
1/8" thick lead lining installed on L9000 mortise lock case cover	XL11-515	\$646.00
1/8" thick lead lining installed on L400 mortise deadbolt case	XL12-216	\$646.00
SPECIAL OPTIONS (SPECIALS PREVIOUSLY LISTED IN THE SECTION CAN NOW BE FOUND IN THE CONFIGURE A PRODUCT SECTION)		
Description	Specify	Price adj.
Nylon latchbolt insert, for use with electric strikes	XL11-422	\$136.00
Armor front with cutout to receive deadbolt only, for use with dummy functions	XL11-743	\$168.00
BUY AMERICA ACT		
Description	Specify	Price adj.
Buy America Act Compliant	BAA	\$25.00

ⓘ Extended lead time



COMPLETE LOCKS LOCKS LESS COMPONENTS

- If only a lock case is required, see L Series parts > Lock cases.
- Not available with ligature resistant knob (SK1, XL11-000 option), ligature resistant lever (SL1, XL12-482 option) or HSLR trim.
- Deductions are applied to complete lock prices.

LOCKS LESS COMPONENTS		
Description	Specify	Price adjustment
Less each knob or lever (inside only)	LLL for knob/lever design	-\$35.00
Less each inside rose or inside escutcheon only	LLL for rose/escutcheon design	-\$35.00
Less complete trim outside (Rose trim only. Less complete inside trim not allowed.) L283-150 furnished to mount inside trim when lock is ordered less outside trim for rose designs only (add \$51.50 per lock).	LLL for complete trim outside	-\$70.00
Less inside and outside trim (includes lock case, armor, strike and screws)	LLL for both complete trim inside and complete trim outside	Sum of applicable deducts, use 06A design and specified finish for base price.
Less armor front	LLL for armor front	-\$47.20
Less strike	LLL for strike	-\$28.70

LOCKS LESS LOCK CASE (TRIM KITS)		
Locks less lock cases are furnished less cylinder(s), armor front and strike. Included are complete sets of outside and inside trim with spring cages, spindles, mounting screws and thru-bolts as required for the specified function.		
Function	Specify	Price adjustment
L9010	Function, lever style, finish, rose/escutcheon, LLL for armor, LLL for strike and LLC for less lock case Example: L9010.03.626. A. LLL.LLL.LLC	-\$225.00
L9040, L9044, L9440, L9444	Function, lever style, finish, rose/escutcheon, LLL for armor, LLL for strike and LLC for less lock case Example: L9040.03.626.A.LLL.LLL.LLC	-\$281.00
L9050, L9056, L9070, L9076, L9080	Function less cylinder (use L suffix), lever style, finish, rose/escutcheon LLL for armor, LLL for strike, and LLC for less lock case Example: L9050.L.06.613. L. LLL.LLL.LLC	-\$376.00
L9453, 9456, L9465, L9473, L9480, L9485, L9486, L9486 "OCCUPIED", L9496	Function less cylinder (use L suffix), lever style, finish, rose/escutcheon LLL for armor, LLL for strike, and LLC for less lock case Example: L9453.L.06.613. L. LLL.LLL.LLC	-\$409.00
L9060, L9071, L9077, L9082, L9457, L9466	Function less cylinder (use L suffix), lever style, finish, rose/escutcheon LLL for armor, LLL for strike, and LLC for less lock case Example: L9060.L.06.613. L. LLL.LLL.LLC	-\$463.00

1. Locks less lock case are furnished less cylinder(s), armor front, and strike. Included are complete sets of outside and inside trim with spring cages, spindles, mounting screws and thru-bolts as required for the function specified.
2. Deductions are applied to complete lock prices.
3. Not available with SK1, XL11-000 ligature resistant knob trim, SL1, XL12-482 ligature resistant lever trim or HSLR ligature resistant trim.
4. LV (Vandlgard®) functions, require addition of Vandlgard Retrofit kits 39-034 or 39-234.



COMPLETE LOCKS

LOCKS LESS COMPONENTS

ELECTRIFIED LOCKS LESS LOCK CASE (TRIM KITS)		
Electrified locks less lock cases are furnished with all components except the lock case.		
Function	Specify	Price adjustment
L9090, L9091	Function, lever style, finish, rose/escutcheon and LLC-ELI for less lock case Example: L9090EU.03.626. A.LLC-ELI	-\$594.00
L9092, L9093, L9095	Function, cylinder , lever style, finish, rose/escutcheon and LLC-ELI for less lock case Example: L9092.P6.06.626.LLC-ELI	-\$594.00
L9492, L9493, L9494, L9495	Function, cylinder , lever style, finish, rose/escutcheon and LLC-ELI for less lock case Example: L9492.P6.06.626.LLC-ELI	-\$810.00

1. Deductions are applied to complete lock prices.
2. Not available with SK1, XL11-000 ligature resistant knob trim, SL1, XL12-482 ligature resistant lever trim or HSLR ligature resistant trim.
3. If a different cylinder type other than the standard cylinder, the armor-front option "LLL," or the strike option "LLL" are chosen the adders and deducts for cylinders, the deduct for "LLL" armor-front and the deduct for "LLL" Strike are NOT applied when the "LLC-ELI" option is selected.



COMPLETE LOCKS KEYING

Specify on order only if requesting an option other than the default. Control keys are not furnished with locks and must be purchased separately. See [Keys section](#) at the back of this book.

For complete details on cylinders, tailpieces, keying and keys, see the [Cylinders](#) and [Keys](#) sections at the back of this book.

KEYING		Default	Optional	Default	Optional	Default	Optional	Default	Optional	Default	Optional	Default	Optional	Default	Optional
Specify	Description	P6	P	Z	C6	C	R	T	M	G	H				
KD	Keyed different	▪	▪		▪	▪	▪								
KA-0BIT	Keyed alike 0 bitted		▪	▪		▪	▪								
KA-1BIT	Keyed alike 1 bitted						▪								
KAGRP	Keyed alike by group	▪	▪		▪	▪	▪								
KAQTY	Keyed alike by qty	▪	▪		▪	▪									
KEYSPECIFIC	Keyed alike to specific combination	▪	▪		▪	▪	▪								
MK	Master keyed	▪	▪	▪	▪	▪	▪		▪	▪					
SPLIT	Split key construction keyed	▪			▪										
RCK	Lost ball construction keyed			▪		▪									
RMK	Residential master keyed			▪		▪									
RCK/RMK	Lost ball construction keyed and res. master keyed			▪		▪									
ICC	FSIC construction keyed, (default)							▪							
ICA	FSIC construction keyed, (if specified)								▪						
ICB	FSIC construction keyed, (if specified)									▪					
BRN	SFIC construction keyed, Brown (default)														▪
GRN	SFIC construction keyed, Green (if specified)														▪

KEYWAY													
Specify keyway	Keyway family	Default keyway		P6	P	Z	C6	C	R	T	M	G	H
		Non-masterkeyed	Masterkeyed										
[]	Everest 29 S (Open) Default if not specified	S123	S145	▪			▪		▪				
[]	Obverse (Open)	C	E	▪	▪		▪	▪	▪	▪			
[]	Everest C (Open)	C123	C145	▪			▪		▪				
[]	Everest D (Restricted)	D123	D145	▪			▪		▪				
[]	Everest 29 T (Restricted)	T123	T145	▪			▪		▪				
[]	Quad (Restricted)	Customer directed		▪			▪		▪				
[]	Numbered (Restricted)	Customer directed		▪			▪		▪				
[]	Reverse (Restricted)	Customer directed		▪			▪		▪				
[]	Everest B (Restricted)	N/A	B125			▪					▪	▪	
[]	Everest 29 R (Restricted)	N/A	R125			▪					▪	▪	
[]	Best	A	N/A										▪

For a complete list of keying related charges, see the [Cylinders](#) and [Keys](#) sections at the back of this book. Keys must be ordered separately for all construction keyed options.

L Series Distributor Pack program

Features

The Schlage Distributor Pack stocking program provides "flexible inventory" for the L-Series mortise lock. The Distributor Pack combines the versatile Schlage mortise lock with a variety of knob or lever options and finishes all for the same list price as a complete lockset. This allows you to maximize your mortise lock inventory dollars and meet your changing customer requirements.

The Distributor Pack is also easy to use. By combining a few different component parts, you can build a complete Schlage mortise lock.

How to build a mortise lock with the Schlage Distributor Pack

- STEP 1: Choose lock case required. Schlage mortise cases must be ordered in multiples of 10 units each (quantity of 1 = 1 lock case).
- STEP 2: Choose the knob/lever and rose/escutcheon trim designs and finishes. Order one design and finish in multiples of 4 or 10 units each (quantity of 1 = 1 set of outside and inside trim).
- STEP 3: Choose the armor front (quantity of 1 = 10 armor fronts, packed 10 to a box).
- STEP 4: Choose the strike (quantity of 1 = 10 strikes, packed 10 to a box).
- STEP 5: Choose the cylinder, if required (quantity of 1 = 10 cylinders, packed 10 to a box).

These are the only component parts required to build a Schlage mortise lock. With five easy steps you can build your mortise inventory to be flexible and to respond quickly to your customers.

Miscellaneous parts in bulk quantities are also available for Schlage mortise locks with the Distributor Pack Program.

Product identification

Functions available

Function	Description
L9010B	Passage
L9040B	Privacy
L9050LB	Entrance/office
L9056LB	Entrance/office with auto unlocking
L9070LB	Classroom
L9080LB	Storeroom
L9082LB	Institution
L9453LB	Entrance
L9456LB	Corridor
L9465LB	Closet/storeroom
L9473LB	Dormitory/bedroom
L9480LB	Storeroom with deadbolt
L9485LB	Faculty restroom

Suffix

- B = Distributor pack lock case
- L = Less full face cylinder

Available designs and finishes

Knob/lever designs		Rose/escutcheon	Finishes
Standard	01, 02, 03, 05, 06, 07, 12, 17, 18, ACC, AST, LAT, LON, MER, STA, OME	A, B, C or L	605, 606, 609, 612, 613, 619, 625, 626, 629, 630, 643e (not all lever designs available in each finish, see product tables for exact list)
M Collection	M51, M52, M53, M54, M55, M56, M57, M62, M62, M63, M81, M82, M83, M84, M85, ME1, ME2, ME3		



DISTRIBUTOR PACK

- Order part number in multiples of 10
- Lock cases furnished with mounting screws and templates only
- Lock cases furnished right hand only
- L909X functions include CON-6W

STEP 1: LOCK CASES - ORDER PART NUMBER IN MULTIPLES OF 10

Ordering instructions: Order part number in multiples of 10

STANDARD LOCK CASES

Part number	Description	Price each
L9010B	Passage	\$170.00
L9040B	Privacy	\$302.00
L9050LB	Entrance/office	\$315.00
L9056LB	Entrance/office with auto unlocking	\$420.00
L9070LB	Classroom	\$315.00
L9080LB	Storeroom	\$315.00
L9082LB	Institution	\$326.00
L9090LB	Electrified chassis for L9090/L9092 functions. Specify EL or EU; if not specified will ship EU.	\$705.00
L9091LB	Electrified chassis for L9091/L9093/L9095 functions. Specify EL or EU; if not specified will ship EU.	\$705.00
L9453LB	Entrance/office with deadbolt	\$354.00
L9456LB	Corridor	\$354.00
L9465LB	Closet/Storeroom	\$354.00
L9473LB	Dormitory/Bedroom	\$354.00
L9480LB	Storeroom with deadbolt	\$464.00
L9485LB	Faculty Restroom	\$464.00

VANDLGARD LOCK CASES

Part number	Description	Price each
LV9040B	Privacy	\$427.00
LV9050LB	Entrance/office	\$440.00
LV9056LB	Entrance/office with auto unlocking	\$545.00
LV9070LB	Classroom	\$440.00
LV9080LB	Storeroom	\$440.00
LV9090LB	Electrified chassis for L9090/L9092 functions. Specify EL or EU; if not specified will ship EU.	\$830.00
LV9091LB	Electrified chassis for L9091/L9093/L9095 functions. Specify EL or EU; if not specified will ship EU.	\$830.00
LV9082LB	Institution	\$451.00
LV9453LB	Entrance/office with deadbolt	\$479.00
LV9456LB	Corridor	\$479.00
LV9480LB	Storeroom with deadbolt	\$589.00
LV9485LB	Faculty Restroom	\$589.00

DISTRIBUTOR PACK

- Split designs/finishes are not available
- Includes mounting screws, mounting plates, spring cages, L mounting posts, and strike boxes. For additional vandal resistance, order Vandlgard mounting posts on page 223.
- Components are for 1-3/4" thick doors only.
- Concealed cylinder escutcheons are not available in the distributor pack program.

		STANDARD STYLES						M COLLECTION	
03	01	02	01	02	01	02	M51	M52	
	-	05	03	05	03	05	M53	M54	
	06	07	06	07	06	07	M55	M56	
	12	17	12	17	12	17	M61	M63	
	18	ACC	18	OME	18	OME	M81	M82	
	AST	LAT	41	42	41	42	M83	M84	
	LON	MER	ACC	AST	LAT	LON	M85	ME1	
	OME	41	LAT	LON			ME2	ME3	
	42		MER				M57	M62	
			Not available in 612		Not available in 613		Available only in 629 and 630		
FINISHES									
626	626	605 606 609 612 619 622 625 643e (612 not available on C rose)		613 629 630 (613 not available on C rose)		605 606 609 619 622 625 626 629 630 643e			

STEP 2: TRIM PACKS

Ordering instructions: Order part number in multiples of 4 or 10; specify part number, lever design, rose/escutcheon design, finish, handing if required.
Example: 09-446.M61.L.626.RH

LEVERS/KNOBS WITH A OR B ROSES

Part number						
09-454	L9010, L/LV9070, L/LV9080, L/LV9082, L/LV9090, L/LV 9091, L/LV 9092, L/LV 9093, L/LV 9095, L9465	\$510.00	\$620.00	\$632.00	\$650.00	\$650.00
09-455	L/LV9040	\$521.00	\$631.00	\$643.00	\$661.00	\$661.00
09-456	L/LV9050, L/LV9056, L/LV9453, L/LV9456, L9473, L/LV9480, L/LV9485, L/LV9492	\$511.00	\$621.00	\$633.00	\$651.00	\$651.00

LEVERS WITH L OR N ESCUTCHEONS

Part number	Knob/Lever design with rose for use with					
09-446	L9010, L/LV 9090, /LV 9091	\$653.00	\$653.00	\$665.00	\$683.00	\$683.00
09-447	L/LV9040	\$664.00	\$664.00	\$676.00	\$694.00	\$694.00
09-449	L/LV9070, L/LV9080, L/LV 9092, L/LV 9093, L9465	\$654.00	\$654.00	\$666.00	\$684.00	\$684.00
09-451	L/LV9050, L/LV9056, L/LV9453, L/LV9456, L9473, L/LV9480, L/LV9485, L/LV9492	\$654.00	\$654.00	\$666.00	\$684.00	\$684.00

DISTRIBUTOR PACK

L/ML9300 SERIES

STEP 3: ARMOR FRONTS Ordering instructions: Specify part number and finish. Example: 09-473.626			Available finishes									
			605	606	609	612	613	619	622	625	626	629
1 1/4" WIDE ARMOR FRONT - STANDARD FOR DOORS 1 3/4" AND THICKER; INCLUDES MOUNTING SCREWS												
Specify		Box/pack quantity	Description	Price per box/pack								
Part number	Finish											
09-473	[Finish]	10 each	09-662 latch only armor for 9010, 9040, V9040	\$472.00								
09-474	[Finish]	10 each	09-663 latch x aux latch for 9050, V9050, 9056, V9056, 9070, V9070, 9080, V9080, 9082, V9082, 9090 ¹ , V9090 ¹ , 9091 ¹ , V9091 ¹ , 9092 ¹ , V9092 ¹ , 9093 ¹ , V9093 ¹ , 9095 ¹ , V9095 ¹	\$472.00								
09-475	[Finish]	10 each	09-664 latch x deadbolt for 9456, V9456, 9465, V9465, 9473, V9473	\$472.00								
09-477	[Finish]	10 each	09-666 latch x aux latch x deadbolt for 9453, V9453, 9480, V9480, 9485, V9485, 9492, V9492, 9493, V9493, 9494, V9494, 9495, V9495	\$472.00								

¹ For 9090, V9090, 9091, V9091, 9092, V9092, 9093, V9093, 9095, V9095 with DPS use distributor pack armor 09-477

STEP 4: STRIKES Ordering instructions: Specify part number and finish. Example: 09-494.626			Available finishes									
			605	606	609	612	613	619	622	625	626	629
Specify		Box/pack quantity	Description	Price per box/pack								
Part number for box	Finish											
09-494	[Finish]	10 each	10-072 1-1/4" x 4-7/8" square corner strikes, no box strikes with 1" lip	\$286.00								
09-494-1316	[Finish]	10 each	10-072 1-1/4" x 4-7/8" square corner strikes, no box strikes with 1-3/16" lip	\$286.00								
09-494-112	[Finish]	10 each	10-072 1-1/4" x 4-7/8" square corner strikes, no box strikes with 1-1/2" lip	\$286.00								

Note: Strike box included with distributor pack trim set

STEP 5: CYLINDERS Ordering instructions: Specify part Example: 09-484 118			FOR USE WITH L9060 KEYED FUNCTIONS ONLY		
Specify		Box/pack quantity	Description	Price per box/pack	
Part number for box	Finish			Open	Restricted
09-484-118	[Finish]	10 each	20-001 cylinders with 1 1/8" cylinder length (use with rose trim on 1 3/8" -2" thick doors or escutcheon trim on 1 3/8" thick doors). Includes compression springs and blocking rings.	\$1,010.00	\$1,250.00
09-484-114	[Finish]	10 each	20-001 cylinders with 1 1/4" cylinder length (use with escutcheon trim on 1 3/4" thick doors). Includes compression springs and blocking rings.	\$1,010.00	\$1,250.00
09-484-138	[Finish]	10 each	20-001 cylinders with 1 3/8" cylinder length (use with escutcheon trim on 2" thick doors). Includes compression springs and blocking rings.	\$1,010.00	\$1,250.00
FOR USE WITH ALL KEYED FUNCTIONS OTHER THAN L9060					
Specify		Box/pack quantity	Description	Price per box/pack	
Part number for box	Finish			Open	Restricted
09-485-118	[Finish]	10 each	30-001 cylinders with 1-1/8" cylinder length (use with rose trim on 1-3/8" -2" thick doors or escutcheon trim on 1-3/8" thick doors). Includes compression springs and blocking rings.	\$1,010.00	\$1,250.00
09-485-114	[Finish]	10 each	30-001 cylinders with 1-1/4" cylinder length (use with escutcheon trim on 1-3/4" thick doors). Includes compression springs and blocking rings.	\$1,010.00	\$1,250.00
09-485-138	[Finish]	10 each	30-001 cylinders with 1-3/8" cylinder length (use with escutcheon trim on 2" thick doors). Includes compression springs and blocking rings.	\$1,010.00	\$1,250.00

Note: Cylinders are C keyway, 6 pin cylinder keyed 5, 0 bitted, and furnished with two 5-pin 0-bitted keys

DISTRIBUTOR PACK

MISCELLANEOUS DISTRIBUTOR PACK PARTS Specify part number and finish. Example: 09-483-138.626			Available finishes												
			605	606	609	612	613	619	622	625	626	629	630	643e	
L ESCUTCHEON THRU BOLTS															
Specify		Box/pack quantity	Description	Available finishes											Price per box/pack
Part number	Finish														
09-483-138	.[Finish]	50	L escutcheon thru-bolts for 1-3/8" thick doors												\$472.00
09-483-134	.[Finish]	50	L escutcheon thru-bolts for 1-3/4" thick doors												\$472.00
09-483-200	.[Finish]	50	L escutcheon thru-bolts for 2" thick doors												\$472.00
09-483-214	.[Finish]	50	L escutcheon thru-bolts for 2-1/4" thick doors												\$472.00
09-483-212	.[Finish]	50	L escutcheon thru-bolts for 2-1/2" thick doors												\$472.00
MOUNTINGS POSTS FOR STANDARD L FUNCTIONS (BOX OF 50)															
Specify		Box/pack quantity	Description	Available finishes											Price per box/pack
Part number	Finish														
09-488-138	.[Finish]	50	L escutcheon thru-bolts for 1-3/8" thick doors												\$743.00
09-488-134	.[Finish]	50	L escutcheon thru-bolts for 1-3/4" thick doors												\$743.00
09-488-200	.[Finish]	50	L escutcheon thru-bolts for 2" thick doors												\$743.00
09-488-214	.[Finish]	50	L escutcheon thru-bolts for 2-1/4" thick doors												\$743.00
09-488-212	.[Finish]	50	L escutcheon thru-bolts for 2-1/2" thick doors												\$743.00
MOUNTINGS POSTS FOR VANDLGARD FUNCTIONS (BOX OF 50)															
Contact Technical Support															
MOUNTING SCREWS (ADD EXAMPLE)															
Specify		Box/pack quantity	Description	Available finishes											Price per box/pack
Part number for box	Finish														
09-493	.[Finish]	100	Mounting screw L583-066												\$52.90

ELECTRIFIED DISTRIBUTOR PACK PARTS			
Ordering instructions: Specify part. Example: L283-412			
RX MODULES AND SOLID SPINDLES			
Part number for box	Box/pack quantity	Description	Price per box/pack
L283-412	10	RX modules p/n L283-452	\$1,912.00
L283-450	10	Solid spindle and spring p/n L283-054 (for use with 9091, 9093, 9095 only; supports 1-3/8" - 3" door thickness)	\$47.70

Note: L283-452 R/X modules cannot be field installed on mechanical locks.

PARTS

L/MLM9300 SERIES

LEVERS & KNOBS													
⌘ Extended factory lead time ⌘ Specify handing		Available finishes											
Style	Lever and knob style	605	606	609	612	613	619	622	625	626	629	630	643e
Standard	01⌘, 02⌘, 03⌘, 05⌘, 06, 07, 12⌘, 17, 18, 41⌘, 42⌘, OME⌘	▪	▪	▪	▪	▪	▪	▪	▪	▪	▪	▪	▪
	LAT⌘, LON⌘	▪	▪	▪	N/A	N/A	▪	▪	▪	▪	▪	▪	▪
	ACC⌘, AST⌘, MER⌘	▪	▪	▪	N/A	N/A	▪	▪	▪	▪	N/A	N/A	▪
M Collection	M51, M52, M53⌘, M54⌘, M55⌘, M56⌘, M61⌘, M63⌘, M81, M82⌘, M83⌘, M84⌘, M85⌘, ME1⌘, ME2⌘, ME3⌘	▪	▪	▪	N/A	N/A	▪	▪	▪	▪	▪	▪	▪
	M57⌘, M62⌘	N/A	N/A	N/A	N/A	N/A	N/A	N/A	N/A	▪	▪	N/A	▪
Description	Specify				Standard lever/ knob design		M Collection						
	Part number	Lever/knob style	Finish	Door thickness									
Outside lever, retaining clip, insertion tool	09-401	.[Lever/knob]	.[Finish]	.[]			\$230.00	\$248.00					
Inside lever+bushing, mounting plate, screw pack, spanner wrench	09-402	.[Lever/knob]	.[Finish]	.[]			\$230.00	\$248.00					

¹ Available modified for Folger Adam Co.® Lever Track™. Specify 503 lever style and add \$56.00 Not available in 629 or 630 finish.

Levers and knobs default for 1-3/4" doors. Knobs also available for 1-3/8" doors, levers for 1-3/8", 2", 2-1/4" and 2-1/2" doors. Specify door thickness if not 1-3/4".

09-401 and 09-402 also available in 626AM and 630AM finishes. Add \$32.80 to part price.

ROSES													
		Available finishes											
Style	Lever and knob style	605	606	609	612	613	619	622	625	626	629	630	643e
Standard	A, B, C	▪	▪	▪	▪	▪	▪	▪	▪	▪	▪	▪	▪
Decorative	MER, AVA	▪	▪	▪	N/A	N/A	▪	▪	▪	▪	N/A	N/A	▪
Description	Specify				Standard and M Collection								
	Part number	Lever/knob style	Rose	Finish									
Inside rose (includes mounting plate and screws)	09-403	.[Lever/knob]	.[Rose]	.[Finish]		\$130.00							
Outside rose and bushing	09-404	.[Lever/knob]	.[Rose]	.[Finish]		\$130.00							
Blank outside rose (not available MER or AVA)	09-508	.[Lever/knob]	.[Rose]	.[Finish]		\$130.00							

Also available in 626AM and 630AM finishes. Add \$32.80 to part price.

ESCUTCHEONS													
		Available finishes											
		605	606	609	612	613	619	622	625	626	629	630	643e
		▪	▪	▪	▪	▪	▪	▪	▪	▪	▪	▪	▪

OUTSIDE ESCUTCHEON & BUSHING						
Description	Specify				L escutcheon	N escutcheon
	Part number	Lever/knob style	Escutcheon style	Finish		
O/S 00L escutcheon x full face cylinder	09-614	.[Lever/knob]	L	.[Finish]	\$230.00	\$230.00
O/S 00L escutcheon blank x concealed cylinder	09-615	.[Lever/knob]	L	630	\$230.00	\$230.00
Blank x lever or knob	09-636	.[Lever/knob]	.[N or L]	.[Finish]	\$230.00	\$230.00
Emergency turn x lever or knob	09-637	.[Lever/knob]	.[N or L]	.[Finish]	\$230.00	\$230.00
Concealed cylinder x lever or knob	09-638	.[Lever/knob]	.[N or L]	.[Finish]	\$230.00	\$230.00
Full face cylinder x lever or knob	09-639	.[Lever/knob]	.[N or L]	.[Finish]	\$230.00	\$230.00



PARTS

INSIDE ESCUTCHEON							
Description	Specify					L escutcheon	N escutcheon
	Part number	Lever/knob style	Escutcheon style	Finish	Door thickness		
Blank x lever or knob for 1-3/8" to 4" thick doors	09-632	.[Lever/knob]	.[N or L]	.[Finish]	-	\$230.00	\$230.00
Thumbturn x lever or knob for 1-3/8" to 2-1/2" thick doors (uses ADA thumbturn 09-544). 612 and 613 finishes not available on ADA thumbturn 09-544. Large ADA thumbturn will be used (09-509 x L583-363) when 612 or 613 is specified.	09-633	.[Lever/knob]	.[N or L]	.[Finish]	.[Door thickness]	\$230.00	\$230.00
Thumbturn x blank for 1-3/8" to 2-1/2" thick doors (uses ADA thumbturn 09-544). 612 and 613 finishes not available on ADA thumbturn 09-544. Large ADA thumbturn will be used (09-509 x L583-363) when 612 or 613 is specified.	09-634	.[Lever/knob]	.[N or L]	.[Finish]	.[Door thickness]	\$230.00	N/A
Full face cylinder x lever or knob for 1-3/8" to 4" thick doors	09-635	.[Lever/knob]	.[N or L]	.[Finish]	-	\$230.00	\$230.00
Concealed cylinder x lever or knob	L583-187	.[Lever/knob]	.[N or L]	.[Finish]	-	\$230.00	N/A

OUTSIDE LEVER/KNOB AND ROSE/ESCUTCHEON ASSEMBLIES													
☒ Extended factory lead time ☑ Specify handing		Available finishes											
Style	Lever and knob design	605	606	609	612	613	619	622	625	626	629	630	643e
Standard	01☒, 02☒, 03, 05☒, 06, 07, 12☑, 17, 18, 41☒, 42☒, OME☒	▪	▪	▪	▪	▪	▪	▪	▪	▪	▪	▪	▪
	LAT☒, LON☒	▪	▪	▪	N/A	N/A	▪	▪	▪	▪	▪	▪	▪
	ACC☑, AST☑, MER☑	▪	▪	▪	N/A	N/A	▪	▪	▪	▪	N/A	N/A	▪
M Collection	M51, M52, M53☒, M54☒, M55☒, M56☒, M61☑, M63☑, M81, M82☒, M83☒, M84☒, M85☑, ME1☑, ME2☑, ME3☒	▪	▪	▪	N/A	N/A	▪	▪	▪	▪	▪	▪	▪
	M57☑, M62☒	N/A	N/A	N/A	N/A	N/A	N/A	N/A	N/A	▪	▪	N/A	▪

WITH A, B OR C ROSE							
Description	Specify				Standard lever/knob design	M Collection	
	Part number	Lever/knob style	Rose style	Finish			
Outside Lever assembly	09-506	.[Lever/knob]	.[A, B or C]	.[]	\$255.00	\$275.00	

WITH AVANTI OR MERANO ROSE							
Description	Specify				Standard lever/knob design	M Collection	
	Part number	Lever/knob style	Rose style	Finish			
Outside lever assembly for AST with Avanti rose or MER with Merano rose only	09-655	.[Lever/knob]	.[AST or MER]	.[]	\$255.00	N/A	

WITH L OR N ESCUTCHEON							
Description	Specify				Standard lever/knob design	M Collection	
	Part number	Lever/knob style	Escutcheon style	Finish			
Blank	09-550	.[Lever/knob]	.[N or L]	.[]	\$341.00	\$360.00	
Emergency turn	09-551	.[Lever/knob]	.[N or L]	.[]	\$341.00	\$360.00	
Concealed cylinder (L escutcheon only)	09-552	.[Lever/knob]	.[N or L]	.[]	\$341.00	\$360.00	
Full face cylinder	09-553	.[Lever/knob]	.[N or L]	.[]	\$341.00	\$360.00	



CYLINDRICAL
DEADBOLTS
MORTISE
MULTIPOINT
INTERCONNECT
TUBULAR
SPECIALTY
PORTABLE
CYLINDERS/KEYS
TOOLS/KITS
MERCHANDISING
FORMS

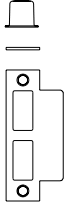
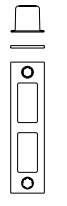
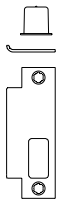
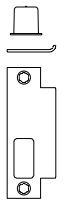
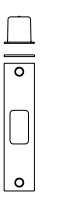
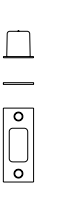

PARTS

L/ML9300 SERIES

ARMOR FRONTS, L9000 & L400-SERIES	Available finishes											
	605	606	609	612	613	619	622	625	626	629	630	643e
	■	■	■	■	■	■	■	■	■	■	■	■
1-1/4" WIDE (STANDARD ARMOR SIZE FOR 1-3/4" AND LARGER DOOR THICKNESSES)												
Description	Specify		Price each									
	Part number	Finish										
Blank (L9175, L9176)	09-661	.[Finish]	\$47.20									
Latch only (L9010, L9040, L9044)	09-662	.[Finish]	\$47.20									
Latch x aux latch (L9050, L9056, L9060, L9070, L9071, L9080, L9082, L/LV9090, L/LV9091, L/LV9092, L/LV9093, L/LV9095 ¹)	09-663	.[Finish]	\$47.20									
Latch x aux latch (L9076, L9077)	09-713	.[Finish]	\$47.20									
Latch x deadbolt (L9440, L9444, L9456, L9457, L9465, L9466, L9473, L9496)	09-664	.[Finish]	\$47.20									
Deadbolt (L9460, L9462, L9463, L9464)	09-665	.[Finish]	\$47.20									
Latch x aux latch x deadbolt (L9453, L9458, L9480, L9485, L9486, L9492, L9493, L9494, L9495)	09-666	.[Finish]	\$47.20									
Deadbolt armor (L460, L462, L463, L464, L480, L496)	09-717	.[Finish]	\$47.20									
1-1/16" WIDE (ARMOR SIZE FOR DOORS THINNER THAN 1-3/4", INCLUDING 1-3/8" DOORS)												
Blank (L9175, L9176)	09-667	.[Finish]	\$47.20									
Latch only (L9010, L9040, L9044)	09-668	.[Finish]	\$47.20									
Latch x aux latch (L9050, L9056, L9060, L9070, L9071, L9080, L9082, L9090, L9091, L9092, L9093, L9095 ¹)	09-669	.[Finish]	\$47.20									
Latch x aux latch (L9076, L9077)	09-718	.[Finish]	\$47.20									
Latch x deadbolt (L9440, L9444, L9456, L9457, L9465, L9466, L9473, L9496, L9492, L9493, L9495)	09-670	.[Finish]	\$47.20									
Deadbolt (L9460, L9462, L9463, L9464)	09-671	.[Finish]	\$47.20									
Latch x aux latch x deadbolt (L9453, L9458, L9480, L9485, L9486)	09-672	.[Finish]	\$47.20									

¹ For L9090, L9091, L9092, L9093, L9095 models with DPS, use armor 09-666 (1-1/4" wide) or 09-670 (1-1/16" wide)

PARTS

L9000				L400		L9000 AND L400						
<p>10-072</p>  <p>Standard strike 1-1/4" x 4-7/8" square corner strike + box, with 1-3/16" lip</p>	<p>10-073</p>  <p>Deadbolt lock strike 1-1/4" x 4-7/8" square corner strike + box, no lip</p>	<p>10-144</p>  <p>Square corner, LH/RHR for SK1, SL1, HSLR, with 1-3/16" lip</p>	<p>10-145</p>  <p>Square corner, RH/LHR for SK1, SL1, HSLR, with 1-3/16" lip</p>	<p>10-078</p>  <p>1-1/4" x 4-7/8" square corner strike + box, no lip</p>	<p>10-079</p>  <p>1-1/8" x 3-1/2" square corner strike + box, ANSI 115.5 prep</p>	<p>10-075</p>  <p>1/2" rabbeted strike</p>						
STRIKES, L9000 AND L400 SERIES					Available finishes							
					605	606	609	612	613	619	622	625
▪ ▪ ▪ ▪ ▪ ▪ ▪ ▪ ▪ ▪ ▪ ▪												
STRIKES, L9000 SERIES												
Description		Specify		Price each								
		Part number	Finish									
1-1/4" x 4-7/8" square corner strike + box, 1-3/16" lip length , standard L9000 strike		10-072-1316	.[Finish]	\$28.60								
1-1/4" x 4-7/8" square corner strike + box, 7/8" lip length		10-072-078	.[Finish]	\$28.60								
1-1/4" x 4-7/8" square corner strike + box, 1" lip length		10-072-100	.[Finish]	\$28.60								
1-1/4" x 4-7/8" square corner strike + box, 1-1/2" lip length		10-072-112	.[Finish]	\$28.60								
1-1/4" x 4-7/8" square corner strike + box, 1-3/4" lip length		10-072-134	.[Finish]	\$73.20								
1-1/4" x 4-7/8" square corner strike + box, 2" lip length		10-072-200	.[Finish]	\$73.20								
Deadbolt lock strike, standard for L9460, L9462, L9463 and L9464		10-073	.[Finish]	\$34.90								
1/2" rabbeted strike (for 1-3/4" doors, use with 1-1/16" armor front. Use 1-1/4" armor front for over 1-3/4"-2-1/4 " doors extended equally)		10-075	.[Finish]	\$188.00								
1 1/4" x 8" square corner armor strike, no box. Specify handing to inactive door		10-091	.[Finish]	\$129.00								
One hole strike for latching functions LH/RHR for SK1, SL1 and HSLR trim (630 finish only)		10-144	.[Finish]	\$54.50								
One hole strike for latching functions RH/LHR for SK1, SL1 and HSLR trim (630 finish only)		10-145	.[Finish]	\$54.50								
Strike box (finish not applicable)		K510-066	-	\$8.60								
Door frame strike reinforcer (finish not applicable)		37-015	-	\$31.90								
STRIKES, L400 SERIES												
1-1/4" x 4-7/8" square corner strike + box,		10-078	.[Finish]	\$28.70								
1-1/8" x 3-1/2" square corner strike + box, ANSI 115.5 prep , standard L400 strike		10-079	.[Finish]	\$28.70								
Strike box for 10-079 strike (finish not applicable)		K510-053	-	\$8.60								
Strike box for 10-078 strike (finish not applicable)		K510-066	-	\$8.60								

PARTS

L/MLM9300 SERIES

K510-330	09-509 Basic thumbturn	09-544 ADA thumbturn standard ¹	09-509 w/ large ADA thumbturn (L583-363)	L283-124	09-900

EMERGENCY BUTTON, THUMBTURNS, COIN TURNS & CYLINDER TURNS													
EMERGENCY BUTTON & EMERGENCY TURN TOOL		Available finishes											
		605	606	609	612	613	619	622	625	626	629	630	643e
Description		Specify											Price each
		Part number		Finish									
Emergency Button, L9040 and L9440		K510-330		.[Finish]									\$19.40
Emergency turn tool for L9040 and L9440 (for L9040 with outside indicator, a small flathead screwdriver is used instead of an emergency turn). Specify finish as 458.		L583-691		.458									\$24.40
BASIC THUMBTURNS (OPTIONAL)		Available finishes											
		605	606	609	612	613	619	622	625	626	629	630	643e
Description		Specify											Price each
		Part number		Finish									
Basic thumbturn for sectional trim, 1-3/8"- 1-7/8" door range, extended equally		09-509-027		.[Finish]									\$90.60
Basic thumbturn for sectional trim, >1-7/8"- 2-3/8" door range, extended equally		09-509-033		.[Finish]									\$90.60
Basic thumbturn for sectional trim, >2-3/8"- 2-7/8" door range, extended equally		09-509-040		.[Finish]									\$90.60
Basic thumbturn for sectional trim, >2-7/8"- 3-5/8" door range, extended equally		09-509-047		.[Finish]									\$90.60
ADA THUMBTURNS FOR SECTIONAL TRIM		Available finishes											
		605	606	609	612	613	619	622	625	626	629	630	643e
For 612 or 613 finishes, use Large ADA thumbturn 09-500 x L583-363. Also specify 09-509 x L583-363 for thick door applications.				N/A		N/A							
Description		Specify											Price each
		Part number		Finish									
ADA thumbturn for sectional trim, 1-3/8"- 1-7/8" door range, extended equally		09-544-027		.[Finish]									\$90.60
ADA thumbturn for sectional trim, >1-7/8"- 2-3/8" door range, extended equally		09-544-033		.[Finish]									\$90.60
ADA thumbturn for sectional trim, >2-3/8"- 2-7/8" door range, extended equally		09-544-040		.[Finish]									\$90.60
ADA thumbturn for sectional trim, >2-7/8"- 3-5/8" door range, extended equally		09-544-047		.[Finish]									\$90.60
LARGE ADA THUMBTURN		Available finishes											
		605	606	609	612	613	619	622	625	626	629	630	643e
Description		Specify											Price each
		Part number		Finish									
Large ADA thumbturn for sectional trim, 1-3/8"- 1-7/8" door range, extended equally		09-509-027xL583-363		.[Finish]									\$90.60
Basic thumbturn for sectional trim, >1-7/8"- 2-3/8" door range, extended equally		09-509-033xL583-363		.[Finish]									\$90.60
Basic thumbturn for sectional trim, >2-3/8"- 2-7/8" door range, extended equally		09-509-040xL583-363		.[Finish]									\$90.60
Basic thumbturn for sectional trim, >2-7/8"- 3-5/8" door range, extended equally		09-509-047xL583-363		.[Finish]									\$90.60

PARTS

COIN TURNS	Available finishes											
	605	606	609	612	613	619	622	625	626	629	630	643e
	▪	▪	▪	N/A	N/A	▪	▪	▪	▪	▪	▪	▪
Coin turns not available in 612 or 613 finish												
Description	Specify		Price each									
	Part number	Finish										
Coin turn, L9044 and L9444, 1-3/8" - 1-1/2" door range, extended equally (EE)	L283-124-19	.[Finish]	\$158.00									
Coin turn, L9044 and L9444, 1-5/8" - 1-7/8" door range, extended equally (EE)	L283-124-23	.[Finish]	\$158.00									
Coin turn, L9044 and L9444, >1-7/8" - 2-1/8" door range, extended equally (EE)	L283-124-25	.[Finish]	\$158.00									
Coin turn, L9044 and L9444, >2-1/8" - 2-5/8" door range, extended equally (EE)	L283-124-31	.[Finish]	\$158.00									
Coin turn, L9044 and L9444, >2-5/8" - 2-7/8" door range, extended equally (EE)	L283-124-37	.[Finish]	\$158.00									
Coin turn, L9044 and L9444, >2-7/8" - 3-3/8" door range, extended equally (EE)	L283-124-43	.[Finish]	\$158.00									
Coin turn, L9044 and L9444, >3-3/8" - 3-5/8" door range, extended equally (EE)	L283-124-48	.[Finish]	\$158.00									
Coin turn with torx screws, L9044 and L9444, 1-3/8" - 1-1/2" door range, extended equally (EE)	L283-056-19	.[Finish]	\$171.00									
Coin turn with torx screws, L9044 and L9444, 1-5/8" - 1-7/8" door range, extended equally (EE)	L283-056-23	.[Finish]	\$171.00									
Coin turn with torx screws, L9044 and L9444, >1-7/8" - 2-1/8" door range, extended equally (EE)	L283-056-25	.[Finish]	\$171.00									
Coin turn with torx screws, L9044 and L9444, >2-1/8" - 2-5/8" door range, extended equally (EE)	L283-056-31	.[Finish]	\$171.00									
Coin turn with torx screws, L9044 and L9444, >2-5/8" - 2-7/8" door range, extended equally (EE)	L283-056-37	.[Finish]	\$171.00									
Coin turn with torx screws, L9044 and L9444, >2-7/8" - 3-3/8" door range, extended equally (EE)	L283-056-43	.[Finish]	\$171.00									
Coin turn with torx screws, L9044 and L9444, >3-3/8" - 3-5/8" door range, extended equally (EE)	L283-056-48	.[Finish]	\$171.00									
CYLINDER TURNS	Available finishes											
	605	606	609	612	613	619	622	625	626	629	630	643e
	▪	▪	▪	▪	▪	▪	▪	▪	▪	▪	N/A	N/A
Cylinder turns not available in 629 or 630 finish												
🔑 Specify door hand for cylinder turns if used with L463 or L9463												
Description	Specify		Price each									
	Part number	Finish										
Cylinder coin turn, 1-1/8" (replaces XL12-196)	09-487-1/8	.[Finish]	\$159.00									
Cylinder coin turn 1-1/4" (replaces XL12-196)	09-487-1-1/4	.[Finish]	\$159.00									
Cylinder coin turn, 1-3/8" (replaces XL12-196)	09-487-1-3/8	.[Finish]	\$159.00									
Cylinder turn, 1-1/8"	09-900-1-1/8	.[Finish]	\$155.00									
Cylinder turn, 1-1/4"	09-900-1-1/4	.[Finish]	\$155.00									
Cylinder turn, 1-3/8"	09-900-1-3/8	.[Finish]	\$155.00									
Cylinder turn, 1-1/2"	09-900-1/2	.[Finish]	\$180.00									
Cylinder turn, 1-5/8"	09-900-1-5/8	.[Finish]	\$180.00									
Cylinder turn, 1-3/4"	09-900-1-3/4	.[Finish]	\$180.00									
Cylinder turn with compression ring, 1-1/8"	09-904-1-1/8	.[Finish]	\$158.00									
Cylinder turn with compression ring, 1-1/4"	09-904-1-1/4	.[Finish]	\$158.00									
Cylinder turn with compression ring, 1-3/8"	09-904-1-3/8	.[Finish]	\$158.00									
Cylinder turn with compression ring, 1-1/2"	09-904-1-1/2	.[Finish]	\$183.00									
Cylinder turn with compression ring, 1-5/8"	09-904-1-5/8	.[Finish]	\$183.00									
Cylinder turn with compression ring, 1-3/4"	09-904-1-3/4	.[Finish]	\$183.00									
Cylinder turn with compression ring and 1/8" blocking ring for 1-3/4" doors	09-905	.[Finish]	\$167.00									

PARTS

L/MLM9300 SERIES

OCCUPANCY INDICATOR - 180 DEGREE VISIBILITY			09-611 "OLD STYLE" INDICATOR		
SECTIONAL INDICATOR FOR ROSE TRIM	N ESCUTCHEON INDICATOR	AVAILABLE MESSAGES			FOR ROSE TRIM
			LOCKED	OCCUPIED	DO NOT DISTURB
			UNLOCKED	VACANT	
		<small>LOCKED/OCCUPIED/DO NOT DISTURB/ lock symbol is white text on red background UNLOCKED/VACANT/unlocked symbol is black text on white background</small>			

OCCUPANCY INDICATORS - 180 DEGREE VISIBILITY FOR SECTIONAL (ROSE) OR N ESCUTCHEON TRIM	Available finishes											
	Addition of indicator may require additional door preparation. See installation instructions online for details.	605	606	609	612	613	619	622	625	626	629	630
	▪	▪	▪	▪	▪	▪	▪	▪	▪	▪	▪	▪

SECTIONAL TRIM - CYLINDER TRIM, FOR INSIDE OR OUTSIDE OF DOOR			
Description	Specify		Price each
	Part number	Finish	
Indicator, sectional, cylinder - LOCKED/UNLOCKED	L283-413	.[Finish]	\$136.00
Indicator, sectional, cylinder - OCCUPIED/VACANT	L283-414	.[Finish]	\$136.00
Indicator, sectional, cylinder - DO NOT DISTURB	L283-415	.[Finish]	\$136.00
Indicator, sectional, cylinder - symbols only	L283-416	.[Finish]	\$136.00

SECTIONAL TRIM - THUMBTURN, FOR INSIDE OF DOOR			
Description	Specify		Price each
	Part number	Finish	
Indicator, sectional, thumbturn - LOCKED/UNLOCKED	L283-417	.[Finish]	\$136.00
Indicator, sectional, thumbturn - OCCUPIED/VACANT	L283-418	.[Finish]	\$136.00
Indicator, sectional, thumbturn - DO NOT DISTURB	L283-419	.[Finish]	\$136.00
Indicator, sectional, thumbturn - symbols only	L283-420	.[Finish]	\$136.00
Optional thumbturn: For large ADA thumbturn add L583-363 to the part number above. Example L283-417.L583-363.626	L583-363 suffix		Add \$0.00 to price

SECTIONAL TRIM - COINTURN, FOR OUTSIDE OF DOOR			
Description	Specify		Price each
	Part number	Finish	
Indicator, sectional, cointurn - LOCKED/UNLOCKED	L283-421	.[Finish]	\$136.00
Indicator, sectional, cointurn - OCCUPIED/VACANT	L283-422	.[Finish]	\$136.00
Indicator, sectional, cointurn - DO NOT DISTURB	L283-423	.[Finish]	\$136.00
Indicator, sectional, cointurn - symbols only	L283-424	.[Finish]	\$136.00

SECTIONAL TRIM - PRIVACY, FOR OUTSIDE OF DOOR			
NOTE: EMERGENCY OVERRIDE BY INCLUDED EMERGENCY KEY SCREWDRIVER TOOL (47285675).			
Description	Specify		Price each
	Part number	Finish	
Indicator, sectional, privacy - LOCKED/UNLOCKED	L283-425	.[Finish]	\$136.00
Indicator, sectional, privacy - OCCUPIED/VACANT	L283-426	.[Finish]	\$136.00
Indicator, sectional, privacy - DO NOT DISTURB	L283-427	.[Finish]	\$136.00
Indicator, sectional, privacy - symbols only	L283-428	.[Finish]	\$136.00

PARTS

ESCUTCHEON TRIM - CYLINDER TRIM, FOR INSIDE OF DOOR				
Description	Specify			Price each
	Part number	Finish		
Indicator, N escutcheon, inside cylinder - LOCKED/UNLOCKED	L283-433	.[Finish]		\$314.00
Indicator, N escutcheon, inside cylinder - OCCUPIED/VACANT	L283-434	.[Finish]		\$314.00
Indicator, N escutcheon, inside cylinder - DO NOT DISTURB	L283-435	.[Finish]		\$314.00
Indicator, N escutcheon, inside cylinder - symbols only	L283-436	.[Finish]		\$314.00
ESCUTCHEON TRIM - THUMBTURN TRIM, FOR INSIDE OF DOOR				
Description	Specify			Price each
	Part number	Finish		
Indicator, N escutcheon, thumbturn - LOCKED/UNLOCKED	L283-437	.[Finish]		\$314.00
Indicator, N escutcheon, thumbturn - OCCUPIED/VACANT	L283-438	.[Finish]		\$314.00
Indicator, N escutcheon, thumbturn - DO NOT DISTURB	L283-439	.[Finish]		\$314.00
Indicator, N escutcheon, thumbturn - symbols only	L283-440	.[Finish]		\$314.00
Optional thumbturn: For large ADA thumbturn add L583-363 to the part number above. Example L283-437.L583-363.626	L583-363 suffix			\$0.00
ESCUTCHEON TRIM - CYLINDER TRIM, FOR OUTSIDE OF DOOR				
Extended lead time required except for 03, 06 or 17 levers in 626 or 630 finish				
Description	Specify			Price each
	Part number	Lever	Finish	
Indicator, N escutcheon, outside cylinder - LOCKED/UNLOCKED	L283-429	.[Lever]	.[Finish]	\$423.00
Indicator, N escutcheon, outside cylinder - VACANT/OCCUPIED	L283-430	.[Lever]	.[Finish]	\$423.00
Indicator, N escutcheon, outside cylinder - DO NOT DISTURB	L283-431	.[Lever]	.[Finish]	\$423.00
Indicator, N escutcheon, outside cylinder - symbols only	L283-432	.[Lever]	.[Finish]	\$423.00
ESCUTCHEON TRIM - COINTURN, FOR OUTSIDE OF DOOR				
Extended lead time required except for 03, 06 or 17 levers in 626 or 630 finish				
Description	Specify			Price each
	Part number	Lever	Finish	
Indicator, N escutcheon, cointurn - LOCKED/UNLOCKED	L283-441	.[Lever]	.[Finish]	\$423.00
Indicator, N escutcheon, cointurn - VACANT/OCCUPIED	L283-442	.[Lever]	.[Finish]	\$423.00
Indicator, N escutcheon, cointurn - DO NOT DISTURB	L283-443	.[Lever]	.[Finish]	\$423.00
Indicator, N escutcheon, cointurn - symbols only	L283-444	.[Lever]	.[Finish]	\$423.00
ESCUTCHEON TRIM - PRIVACY, FOR OUTSIDE OF DOOR				
Extended lead time required except for 03, 06 or 17 levers in 626 or 630 finish EMERGENCY OVERRIDE BY INCLUDED EMERGENCY KEY SCREWDRIVER TOOL (47285675).				
Description	Specify			Price each
	Part number	Lever	Finish	
Indicator, N escutcheon, privacy - LOCKED/UNLOCKED	L283-445	.[Lever]	.[Finish]	\$423.00
Indicator, N escutcheon, privacy - VACANT/OCCUPIED	L283-446	.[Lever]	.[Finish]	\$423.00
Indicator, N escutcheon, privacy - DO NOT DISTURB	L283-447	.[Lever]	.[Finish]	\$423.00
Indicator, N escutcheon, privacy - symbols only	L283-448	.[Lever]	.[Finish]	\$423.00

CYLINDRICAL
DEADBOLTS
MORTISE
MULTIPOINT
INTERCONNECT
TUBULAR
SPECIALTY
PORTABLE
CYLINDERS/KEYS
TOOLS/KITS
MERCHANDISING
FORMS

PARTS

PARTS			
Description	Specify		Price each
	Part number	Finish	
Message sign, LOCKED/UNLOCKED, for 180 degree indicator	L583-709	-	\$38.30
Message sign, OCCUPIED/VACANT, for 180 degree indicator	L583-710	-	\$38.30
Message sign, DO NOT DISTURB/blank, for 180 degree indicator	L583-711	-	\$38.30
Message sign, symbols only, for 180 degree indicator	L583-712	-	\$38.30
Cam and retaining ring kit, 180 degree indicator, cylinder and privacy indicators	L283-561	-	\$5.00
Cam and retaining ring kit, for thumbturn and cointurn	L283-629	-	\$5.00
Screw pack consisting of (2) L583-579 mounting plate screws, (2) L583-899 mounting plate screws, and (2) L583-755 trim screws	L283-736	-	\$24.60
Sectional mounting plate, cylinder indicator	L583-717	-	\$61.10
Sectional mounting plate, coin/privacy/thumbturn indicator	L583-752	.[Finish]	\$61.10

OCCUPANCY INDICATOR - "OLD STYLE" (FOR SECTIONAL (ROSE) TRIM)	Available finishes											
	605	606	609	612	613	619	622	625	626	629	630	643e
	▪	▪	N/A	▪	▪	▪	▪	▪	▪	▪	▪	▪
Description	Specify		Price each									
	Part number	Finish										
"Do Not Disturb" occupancy indicator for rose trim. Includes driver bar L583-245	09-611	.[Finish]	\$146.00									
"Occupied" occupancy indicator for rose trim. Includes driver bar L583-245	09-611 L583-375	.[Finish]	\$171.00									
"Locked" occupancy indicator for rose trim. Includes driver bar L583-245	09-611 XL11-986	.[Finish]	\$171.00									
Occupancy indicator driver bar	L583-245		\$7.20									

L ESCUTCHEON THRU-BOLTS	Available finishes											
	605	606	609	612	613	619	622	625	626	629	630	643e
	▪	▪	▪	▪	▪	▪	▪	▪	▪	▪	▪	▪
L ESCUTCHEON THRU-BOLTS: TWO REQUIRED PER LOCK												
Description	Specify		Price each									
	Part number	Finish										
L escutcheon thru bolts for 1-3/8" door thickness	L583-119	.[Finish]	\$8.00									
L escutcheon thru bolts for 1-3/4" door thickness	L583-120	.[Finish]	\$8.00									
L escutcheon thru bolts for 2" door thickness	L583-121	.[Finish]	\$8.00									
L escutcheon thru bolts for 2-1/4" door thickness	L583-122	.[Finish]	\$8.00									
L escutcheon thru bolts for 2-1/2" door thickness	L583-123	.[Finish]	\$9.30									
L escutcheon mounting screws for L9175 half-dummy function	L583-287	.[Finish]	\$7.00									
N ESCUTCHEON THRU-BOLTS: TWO REQUIRED PER LOCK												
Description	Specify		Price each									
	Part number	Finish										
N escutcheon thru bolts for 1-3/4" door thickness	K510-389	.[Finish]	\$9.30									
N escutcheon thru bolts for 2" to 2-1/4" door thickness	K510-390	.[Finish]	\$9.30									
N Escutcheon mounting screws for L0170 single dummy function	L583-133	.[Finish]	\$1.10									

PARTS

MOUNTING POSTS (FERRULES)		
L MOUNTING POSTS (FERRULES): TWO REQUIRED PER LOCK		
Description	Specify	Price each
Mounting post for 1-3/8" door thickness	L583-211	\$15.00
Mounting post for 1-3/4" door thickness	L583-212	\$15.00
Mounting post for 2" door thickness	L583-213	\$15.00
Mounting post for 2-1/4" door thickness	L583-214	\$15.00
Mounting post for 2-1/2" door thickness	L583-215	\$15.00
Mounting post for 2-3/4" door thickness	L583-216	\$15.00
Mounting post for 3" door thickness	L583-217	\$15.00
Mounting post for 3-1/4" door thickness	L583-218	\$38.20
Mounting post for 3-1/2" door thickness	L583-219	\$38.20
LV MOUNTING POSTS (FERRULES): TWO REQUIRED PER LOCK		
Description	Specify	Price each
LV mounting post for 1-3/4" door thickness	L583-497	\$31.40
LV mounting post for 2" door thickness	L583-498	\$31.40
LV mounting post for 2-1/4" door thickness	L583-499	\$31.40
LV mounting post for 2-1/2" door thickness	L583-500	\$31.40
LV mounting post for 2-3/4" door thickness	L583-501	\$31.40
LV mounting post for 3" door thickness	L583-502	\$31.40
LV mounting post for 3-1/4" door thickness	L583-503	\$41.40
LV mounting post for 3-1/2" door thickness	L583-504	\$41.40

SPINDLE & SPRINGS		
SPINDLE & SPRING KITS (QTY TWO EACH)		
Description	Specify	Price each
Spindles and springs for 1-3/8" - 1-7/8" doors	L283-198	\$20.40
Spindles and springs for 2" - 3-1/2" doors	L283-199	\$24.10
SPINDLES & SPRINGS (QTY ONE EACH)		
Description	Specify	Price each
Spindle and spring for 1-3/8" - 1-7/8" doors (two required per lock)	L283-060	\$10.20
Spindle and spring for 2" - 3-1/2" doors (two required per lock)	L283-061	\$12.60
Spindle and spring, L0172, L9091/93/95, L9493/95 (one required per lock)	L283-064	\$18.00
Spindle and spring, L0170 half dummy (one required per lock)	L283-065	\$9.50

PARTS

LOCK CASES

- Includes lock case only. Armors, strikes, mounting screws, and cylinders must be ordered separately.
- All lock cases are shipped right hand.
- For proper lock operation, correct spindle must be used. Please see part numbers on page 221.
- Electrified lock cases sold separate do not include CON-6W. Must be ordered separately.

NON-KEYED

Lock function and description	Specify	Price each
L9010 Passage	L283-131	\$213.00
L9025 Exit Lock	L283-750	\$402.00
L9026 Exit Lock with Cylinder	L283-134	\$394.00
L9040 Privacy	L283-132	\$379.00
L9044 Privacy with Coin turn	L283-132	\$379.00
L9440 Privacy with deadbolt	L283-062	\$432.00
L9444 Privacy with deadbolt and coin turn	L283-062	\$432.00

NON-KEYED DUMMY

Lock function and description	Specify	Price each
L9175 Single dummy	L283-144	\$99.00
L9176 Double dummy	L283-145	\$85.00

KEYED

Lock function and description	Specify	Price each
L9050 Office	L283-133	\$394.00
L9056 Entrance with simultaneous retraction	L283-126	\$525.00
L9060 Apartment entrance	L283-133	\$394.00
L9070 Classroom	L283-133	\$394.00
L9071 Classroom security	L283-133	\$394.00
L9076 Classroom holdback	L283-039	\$408.00
L9077 Classroom security holdback	L283-039	\$408.00
L9080 Storeroom	L283-134	\$394.00
L9081 Accessible Storeroom	47333536	\$394.00
L9082 Institution	L283-146	\$408.00

KEYED WITH DEADBOLT

Lock function and description	Specify	Price each
L9453 Entrance	L283-137	\$442.00
L9456 Corridor	L283-138	\$442.00
L9457 Classroom security	L283-138	\$442.00
L9458 Classroom security with deadbolt and aux latch	L283-310	\$451.00
L9460 Deadbolt	L283-139	\$356.00
L9462 Deadbolt	L283-139	\$356.00
L9463 Deadbolt	L283-139	\$356.00
L9464 Deadbolt	L283-139	\$356.00
L9460 x XL11-886 Deadbolt with lever or knob	L283-138 XL11-886	\$886.00
L9462 x XL11-886 Deadbolt with lever or knob	L283-138 XL11-886	\$886.00
L9464 x XL11-886 Deadbolt with lever or knob	L283-138 XL11-886	\$886.00
L9460 x XL11-635 Deadbolt with fixed trim	XL11-661	\$855.00
L9465 Closet	L283-140	\$442.00
L9466 Storeroom	L283-140	\$442.00

PARTS

KEYED WITH DEADBOLT			
Lock function and description		Specify	Price each
L9473	Dormitory	L283-140	\$442.00
L9480	Storeroom with deadbolt	L283-141	\$581.00
L9485	Faculty Restroom	L283-141	\$581.00
L9486	Faculty Restroom	L283-141	\$581.00
L9496	Privacy w/ "Occupied" indicator	L283-138	\$442.00
SMALL CASE DEADBOLTS			
Lock function and description		Specify	Price each
L460	Deadbolt	L283-099	\$150.00
L462	Deadbolt	L283-099	\$150.00
L463	Deadbolt	L283-099	\$150.00
L464	Deadbolt	L283-099	\$150.00
L480	Deadbolt	L283-099	\$150.00
L496	Deadbolt	L283-099	\$150.00
VANDLGARD LOCK CASES			
NON-KEYED			
Lock function and description		Specify	Price each
LV9040	Vandlgard Bath/Bedroom Privacy Lock	L283-602	\$504.00
LV9044	Vandlgard Privacy Lock With Coin Turn Outside	L283-602	\$504.00
LV9440	Vandlgard Privacy Lock With Deadbolt	L283-609	\$557.00
LV9444	Vandlgard Privacy Lock With Deadbolt and Coin Turn Outside	L283-609	\$557.00
KEYED			
Lock function and description		Specify	Price each
LV9050	Vandlgard Office and Inner Entry Lock	L283-601	\$519.00
LV9056	Vandlgard Lock With Simultaneous Retraction	L283-608	\$650.00
LV9060	Vandlgard Apartment Entrance Lock	L283-601	\$519.00
LV9070	Vandlgard Classroom Lock	L283-601	\$519.00
LV9071	Vandlgard Classroom Security Lock	L283-601	\$519.00
LV9076	Vandlgard Classroom Holdback Lock	L283-603	\$533.00
LV9077	Vandlgard Classroom Security Holdback Lock	L283-603	\$533.00
LV9080	Vandlgard Storeroom Lock	L283-604	\$519.00
LV9081	Vandlgard Accessible Storeroom	47333538	\$519.00
LV9082	Vandlgard Institution Lock	L283-610	\$533.00
KEYED WITH DEADBOLT			
Lock function and description		Specify	Price each
LV9453	Vandlgard Entrance Lock	L283-605	\$567.00
LV9456	Vandlgard Corridor Lock	L283-606	\$567.00
LV9457	Vandlgard Classroom Security Lock	L283-606	\$567.00
LV9458	Vandlgard Classroom security w/ deadbolt and aux latch	L283-612	\$580.00
LV9480	Vandlgard Storeroom Lock With Deadbolt	L283-607	\$706.00
LV9482	Vandlgard Institution Lock with Deadbolt	L283-607	\$706.00
LV9485	Vandlgard Faculty Restroom	L283-607	\$706.00
LV9486	Vandlgard Faculty Restroom w/"Do Not Disturb" Indicator	L283-607	\$706.00
LV9486	Vandlgard Lock With "OCCUPIED" Indicator	L283-607	\$706.00

PARTS

VANDLGARD LOCK CASES		
KEYED WITH DEADBOLT		
Lock function and description	Specify	Price each
LV9496 Vandlgard Lock With "OCCUPIED" Indicator	L283-606	\$567.00

ELECTRIFIED LOCK CASES (ELECTRIFIED LOCK CASES SOLD SEPARATE DO NOT INCLUDE CON-6W. MUST BE ORDERED SEPARATELY)		
Lock function and description	Specify	Price each
L9090/L9092 electrified chassis. Specify EL (electrically locking) or EU (electrically unlocking)	L283-347	\$881.00
L9090/L9092 electrified chassis w/ RX. Specify EL or EU operation	L283-392	\$1,120.00
L9090/L9092 electrified chassis w/ LX. Specify EL or EU operation	L283-393	\$1,120.00
L9090/L9092 electrified chassis w/ DPS. Specify EL or EU operation.	L283-479	\$1,120.00
L9090/L9092 electrified chassis w/ RX & LX. Specify EL or EU operation	L283-394	\$1,359.00
L9090/L9092 electrified chassis w/ RX & DPS. Specify EL or EU operation	L283-481	\$1,359.00
L9090/L9092 electrified chassis w/ RX, LX & DPS. Specify EL or EU operation	L283-483	\$1,598.00
L9091/L9093/L9095 electrified chassis. Specify EL (electrically locking) or EU (electrically unlocking)	L283-395	\$881.00
L9091/L9093/L9095 electrified chassis w/ RX. Specify EL or EU operation	L283-396	\$1,120.00
L9091/L9093/L9095 electrified chassis w/ LX. Specify EL or EU operation	L283-397	\$1,120.00
L9091/L9093/L9095 electrified chassis w/ DPS. Specify EL or EU operation	L283-480	\$1,120.00
L9091/L9093/L9095 electrified chassis w/ RX & LX. Specify EL or EU operation	L283-398	\$1,359.00
L9091/L9093/L9095 electrified chassis w/ RX & DPS. Specify EL or EU operation	L283-482	\$1,359.00
L9091/L9093/L9095 electrified chassis w/ RX, LX & DPS. Specify EL or EU operation	L283-484	\$1,598.00
L9492/L9494 electrified chassis w/ DM. Specify EL or EU operation	L283-471	\$1,122.00
L9492/L9494 electrified chassis w/ RX & DM. Specify EL or EU operation	L283-473	\$1,361.00
L9492/L9494 electrified chassis w/ LX & DM. Specify EL or EU operation	L283-477	\$1,361.00
L9492/L9494 electrified chassis w/ RX, LX & DM. Specify EL or EU operation	L283-475	\$1,600.00
L9493/L9495 electrified chassis w/ DM. Specify EL or EU operation	L283-472	\$1,122.00
L9493/L9495 electrified chassis w/ RX & DM. Specify EL or EU operation	L283-474	\$1,361.00
L9493/L9495 electrified chassis w/ LX & DM. Specify EL or EU operation	L283-478	\$1,361.00
L9493/L9495 electrified chassis w/ RX, LX & DM. Specify EL or EU operation	L283-476	\$1,600.00

VANDLGARD® (LV) ELECTRIFIED LOCK CASES		
Lock function and description	Specify	Price each
LV9090/LV9092 electrified chassis. Specify EL (electrically locking) or EU (electrically unlocking)	L283-597	\$1,006.00
LV9091/LV9093/LV9095 electrified chassis. Specify EL (electrically locking) or EU (electrically unlocking)	L283-598	\$1,006.00
LV9492 electrified chassis. Specify EL (electrically locking) or EU (electrically unlocking)	L283-599	\$1,247.00
LV9493/LV9495 electrified chassis. Specify EL (electrically locking) or EU (electrically unlocking)	L283-600	\$1,247.00

LM9300 LOCK CASES		
Lock function and description	Specify	Price each
LM9310 Passage	L283-314	\$1,957.00
LM9325 Exit	L283-314	\$1,957.00
LM9350 Office and Inner Entry	L283-316	\$1,962.00
LMV9350 Vandlgard Office and Inner Entry	L283-317	\$2,088.00
LM9370 Classroom	L283-316	\$1,962.00
LMV9370 Vandlgard Classroom	L283-317	\$2,088.00
LM9371 Classroom Security	L283-316	\$1,962.00

PARTS

LM9300 LOCK CASES			
Lock function and description		Specify	Price each
LMV9371	Vandlgard Classroom Security	L283-317	\$2,088.00
LM9380	Storeroom	L283-316	\$1,962.00
LMV9380	Storeroom	L283-317	\$2,088.00

MISCELLANEOUS PARTS			
Description		Specify	Price each
Plastic lock case cover for display - for locks manufactured after January, 1998		39-042	\$121.00
Emergency key screwdriver tool (1) for privacy indicator functions		47285675	\$16.10
Pack of truarc ring (1), spacer (2), knobs		K110-550	\$11.20
Wood plug, dummy, L0170, L0172		K510-320	\$11.40
Deadbolt (except L9453, L9465, L9466, L9473)		L283-003	\$74.00
Entrance deadbolt, L9453		L283-004	\$74.00
Auxiliary latchbolt assembly		L283-006	\$23.50
Latchbolt assembly (except L9076)		L283-008	\$74.00
Locking link, L9076		L283-010	\$23.90
(2) Spacers for ANSI A115.1 metal door preparations		L283-029	\$47.20
Pack of 20 truarc rings, levers		L283-030	\$28.00
Mounting plate, inside lever		L283-031	\$25.50
Spring cage (1 required per lever)		L283-040	\$12.60
Latchbolt assembly, L9076		L283-049	\$73.70
Cylinder retainer plate and screw - for locks manufactured after April, 1994		L283-055	\$23.50
Deadbolt, L9492, L9493, L9494, L9495		L283-676	\$74.10
Deadbolt, L9465, L9466, L9473		L283-075	\$74.10
Lock case, L9000-Series - for locks manufactured after January, 1998.		L283-112	\$73.70
Lock case and cover, L400-Series		L283-127	\$106.00
Mounting plate for inside rose trim on one side of door only		L283-150	\$51.50
RX Module for L909x series electrified mortise (L283-452 R/X modules cannot be field installed on mechanical locks)		L283-452	\$241.00
Standoff post		L583-004	\$3.20
Latchbolt guide		L583-015	\$4.90
Retractor hub (2 required per lock) - replaces L583-019		L583-748	\$5.40
Retractor hub spacer		L583-020	\$5.60
Retractor lever		L583-021	\$5.00
Retractor rocker		L583-022	\$3.90
Blocking plates		L583-023	\$4.90
Retractor link		L583-024	\$10.20
Retractor crank		L583-025	\$10.20
Hub spring		L583-026	\$1.80
Fire door fuse		L583-027	\$3.30
Fire door catch		L583-028	\$3.90
Turn hub		L583-029	\$25.10
Entrance hub		L583-030	\$20.30
Cam follower		L583-031	\$13.40
Turn hub spring		L583-035	\$4.90

PARTS

MISCELLANEOUS PARTS		
Description	Specify	Price each
Auxiliary bar guide	L583-038	\$3.80
Stop spring	L583-044	\$2.60
Locking catch (except L9080 EL/EU)	L583-045	\$25.50
Catch spring	L583-047	\$5.60
Locking link (except L9076)	L583-048	\$5.60
Entrance link	L583-049	\$9.50
Link pin	L583-050	\$2.60
Transfer lever	L583-051	\$2.60
Simultaneous retractor (except L9040 and L9056)	L583-053	\$10.20
Catch pin	L583-056	\$5.00
Spindle anchor	L583-057	\$40.10
Simultaneous retractor, L9040, L9056	L583-058	\$10.80
Mounting plate screw (2 required per lock)	L583-066	\$1.70
Transfer lifter	L583-156	\$9.40
Holdback dog, L9076	L583-174	\$8.00
Dog spring, L9076	L583-192	\$0.74
Auxiliary stop	L583-196	\$7.90
Mounting bar, L0170, L0172	L583-286	\$31.30
Mounting plate screw, knob dummy trim, L0170, L9175	L583-290	\$1.80
Mounting plate screw, lever dummy trim, L0170, L9175	L583-291	\$1.80
Mounting plate, inside knob	L583-321	\$9.40
Spacer for fixed levers	L583-322	\$5.00
Faceplate tab 1-1/4" - for locks manufactured after July, 1994	L583-426	\$6.80
Faceplate tab 1-1/16" - for locks manufactured after July, 1994	L583-427	\$7.90
Case cover screw (4 required per L9000-Series lock case; 3 required per L400-Series lock case)	L583-454	\$1.80
Dummy spindle anchor	L583-468	\$171.00
Cylinder retainer screw - for locks manufactured after April, 1994	L583-481	\$3.70
Lock handing screw - for locks manufactured after April, 1994	L583-485	\$2.40
Cylinder retainer - for locks manufactured after January, 1998	L583-490	\$9.20
Cylinder retainer screw plate - for locks manufactured after April, 1994	L583-492	\$4.40
Lock case cover, L400-Series. See L283-127 for sellable part.	L583-494	\$32.90
Lock case cover, L9000-Series - for locks manufactured after January, 1998	L583-496	\$51.20
DPS magnet	L583-760	\$20.00
DPS magnet tray	L583-761	\$20.00

PARTS

LIGATURE RESISTANT CONVERSION KITS					
<ul style="list-style-type: none"> For 1 3/4" doors with sectional trim only Available in 630 (Satin Stainless Steel) or 630AM (Satin Stainless Steel Antimicrobial) finish only Lock cases furnished right hand only 					
CONVERT TO SK1 LIGATURE RESISTANT KNOB					
If applicable please specify "P" for (P) cylinder types, "R" for (R, J, F, or T) cylinder types, and "BD" for (BD, BDC, GD, or HD) cylinder types following the part number. Not available with the "L" cylinder option (lock less cylinder).					
Converts	Contents	Conversion instructions	Specify		Price each
			Part number	Cylinder type	
L9010, L9060, L9070, L9071, L9076, L9077, L9080, L9092EL/EU, L9082, L9095EL/EU, L9176, L9457, L9458, L9465, L9466, L9482, to ligature resistant	(2) ligature resistant knob assemblies (2) ligature resistant blocking rings	See instruction sheet	09-155	.[Cylinder]	\$1,590.00
L9050, L9056, L9412, L9453, L9456, L9460 w/ pull, L9473, L9480, L9485, to ligature resistant	(2) ligature resistant knob assemblies (1) ligature resistant blocking ring (1) ligature resistant thumbturn assembly	See instruction sheet	09-156	.[Cylinder]	\$1,994.00
L9040, L9440 to ligature resistant	(2) ligature resistant knob assemblies (1) ligature resistant thumbturn assembly (1) emergency ADA turn (1) emergency button	See instruction sheet	09-159	-	\$1,994.00
CONVERT TO SL1 LIGATURE RESISTANT LEVER					
If applicable please specify "P" for (P) cylinder types, "R" for (R, J, F, or T) cylinder types, and "BD" for (BD, BDC, GD, or HD) cylinder types following the part number. Not available with the "L" cylinder option (lock less cylinder).					
Converts	Contents	Conversion instructions	Specify		Price each
			Part number	Cylinder type	
L9010, L9060, L9070, L9071, L9076, L9077, L9080, L9092EL/EU, L9082, L9095EL/EU, L9176, L9457, L9458, L9465, L9466, L9482, to ligature resistant	(2) ligature resistant lever assemblies (2) ligature resistant blocking rings (2) trim ferrules	See instruction sheet	09-138	.[Cylinder]	\$2,075.00
L9050, L9056, L9412, L9453, L9456, L9460 w/ pull, L9473, L9480, L9485, to ligature resistant	(2) ligature resistant lever assemblies (1) ligature resistant blocking ring (1) ligature resistant thumbturn assembly (2) trim ferrules	See instruction sheet	09-139	.[Cylinder]	\$2,476.00
L9040, L9440 to ligature resistant	Ligature resistant lever assemblies (1) ligature resistant thumbturn assembly (1) emergency ADA turn (1) emergency button (2) trim ferrules	See instruction sheet	09-189	-	\$2,476.00
DEADBOLT CONVERSION TO LIGATURE RESISTANT					
If applicable please specify "P" for (P) cylinder types, "R" for (R, J, F, or T) cylinder types, and "BD" for (BD, BDC, GD, or HD) cylinder types following the part number. Not available with the "L" cylinder option (lock less cylinder).					
Converts	Contents		Specify		Price each
			Part number	Cylinder type	
L462, L464, L9462, L9464 to ligature resistant	(2) ligature resistant blocking rings		09-157	.[Cylinder]	\$188.00
L460, L480, L9460 to ligature resistant	(1) ligature resistant blocking ring (1) ligature resistant thumbturn assembly		09-158	.[Cylinder]	\$631.00

CYLINDRICAL
DEADBOLTS
MORTISE
MULTIPOINT
INTERCONNECT
TUBULAR
SPECIALTY
PORTABLE
CYLINDERS/KEYS
TOOLS/KITS
MERCHANDISING
FORMS

PARTS

L/MLM9300 SERIES

CLASSROOM SECURITY FUNCTION CONVERSION KITS				Available finishes									
				605	606	609	612	613	619	622	625	626	629
Subject to same discount as L Series Locks.													
Use of these kits requires drilling hole in door for inside cylinder.													
ROSE TRIM													
Converts	Contents	Conversion instructions	Specify			Price each							
			Part number	Finish	Keyway?								
L9070P to L9071P L9076P to L9077P	(1) 30-001-118 cylinder (2) 36-082-018 blocking ring	Add cylinder and 1 blocking ring to inside. Add 1 blocking ring to outside.	38-090	.[Finish]	.[Keyway]	\$159.00							
L9070R to L9071R L9076R to L9077R	(1) 30-008 cylinder (2) 36-082-050 blocking ring	Add cylinder and 1 blocking ring to inside. Use 1 blocking ring to replace existing outside blocking ring.	38-091	.[Finish]	.[Keyway]	\$254.00							
L9070BD to L9071BD L9076BD to L9077BD	(1) 80-108 cylinder (2) 36-082-050 blocking ring	Add cylinder and 1 blocking ring to inside. Use 1 blocking ring to replace existing outside blocking ring.	38-092	.[Finish]	.[Keyway]	\$153.00							
L ESCUTCHEON TRIM													
Converts	Contents	Conversion instructions	Specify			Price each							
			Part number	Finish	Keyway?								
L9070P to L9071P L9076P to L9077P	(1) 30-001-118 cylinder (includes compression spring and ring) (1) 36-082-012 blocking ring (1) 09-635 Escutcheon	Replace existing inside escutcheon. Add cylinder and compression spring only to inside. Add compression ring only to outside. Also add blocking ring to outside of 1 ⁵ / ₈ " doors. Use compression spring only on outside of 1 ⁷ / ₈ " doors	38-093	.[Finish]	.[Keyway]	\$354.00							
L9070R to L9071R L9076R to L9077R	(1) 30-008 Cylinder (1) 36-082-012 blocking ring (1) 09-635 Escutcheon	Replace existing inside escutcheon. Add cylinder and blocking ring to inside.	38-094	.[Finish]	.[Keyway]	\$354.00							
L9070BD to L9071BD L9076BD to L9077BD	(1) 80-108 Cylinder (1) 09-635 Escutcheon	Replace existing inside escutcheon. Add cylinder to inside.	38-095	.[Finish]	.[Keyway]	\$253.00							

PARTS

SCREW PACKS	Available finishes											
	605	606	609	612	613	619	622	625	626	629	630	643e
	▪	▪	▪	▪	▪	▪	▪	▪	▪	▪	▪	▪
STANDARD SCREW PACKS MS = Metal screw WMS = Wood/metal screw PFH = Phillips flat head POH = Phillips oval head												
Description	Specify		Price each									
	Part number	Finish										
Lock case screws. Contains: (2) C603-256, #12-24 WMS PFH. Specify 455 finish.	C203-736	.455	\$8.40									
Strike screws. Contains: (2) C603-256, #12-24 WMS PFH.	C203-736	-	\$8.40									
Armor front screws. Contains: (2) K510-210, #8-32 x 1/4" MS PFH	K110-020	-	\$1.10									
Rose trim thumbturn screws. Contains: (2) K510-445, #4 x 1/2" POH AB	K110-947	-	\$10.40									
Trim mount screws and posts, 1 3/4" door. Contains: (2) L583-066, #8-32 x 1/2" PFH; (2) L583-212, 1-3/4" posts.	L283-100	-	\$36.70									
L escutcheon thru-bolts, 1 3/4" doors. Contains: (2) L583-120	L283-101	-	\$14.70									
Part pack for L mortise. Contains: (2) spindles, (2) spindle spring, (2) ferrules, (2) ferrule screws, (2) mounting screws, (2) armor screws, (2) strike screws	L283-154	.[Finish]	\$57.50									
Set screw, SK1 knob / SL1 lever .	L583-585	-	\$5.80									
Contains (3) L583-902 set screws and allen key	L283-615	-	\$10.40									
TORX SCREW PACKS												
Torx screw packs furnished with appropriate T-xx installation tool; ☒ Extended lead time												
Description	Specify		Price each									
	Part number	Finish										
Rose trim without thumbturn Contains: (2) armor screws, #8-32 x 1/4" (T-15) (2) strike screws, #12-24 x 1/2" (T-20)	L283-121	.[Finish]	\$28.50									
Rose trim with thumbturn Contains: (2) armor screws, #8-32 x 1/4" (T-15) (2) strike screws, #12-24 x 1/2" (T-20) (2) thumbturn screws, #4 x 1/2" (T-8)	L283-122	.[Finish]	\$28.50									
L escutcheon for 1 3/4" doors Contains: (2) armor screws, #8-32 x 1/4" (T-15) (2) escutcheon screws, 1/4-28 x 2-1/8" (T-30) (2) strike screws, #12-24 x 1/2" (T-20)	L283-123	.[Finish]	\$28.50									
N escutcheon for 1 3/4" doors Contains: (2) armor screws, #8-32 x 1/4" (T-15) (2) escutcheon screws, #8-32 x 1-1/2" (T-20) (2) strike screws, #12-24 x 1/2" (T-20)	XL11-848	.[Finish]	\$28.50									
SPECIAL PARTS												
Description	Specify			Price each								
	Part number	Finish	Lip length									
Solid latchbolt (nylon insert) for use with electric strikes. Price listed is adder to lock.	XL11-422	-	-	\$135.00								
Mortise cylinder turn unit with ADA compliant style thumbturn. Price listed is adder to 09-900, 09-904, 09-905 or 09-907	XB11-720	.[Finish]	-	\$154.00								
10-072 strike with >2" thru 6" lip. Specify lip length on order	XK10-992	.[Finish]	.[Lip]	\$259.00								
Blank inside L escutcheon	XL11-634	.[Finish]	-	\$402.00								
Blank outside L or N escutcheon. Specify L or N on order.	XL11-636	.[Finish]	-	\$554.00								
Armor front with cutout to receive deadbolt only, for use with L9110, L9175 and L9176 dummy functions	XL11-743	.[Finish]	-	\$167.00								
One hole strike for latching functions LH/RHR for SK1, SL1 and HSLR trim (available in 630 finish only)	10-144	.[Finish]	-	\$54.50								
One hole strike for latching functions RH/LHR for SK1, SL1 and HSLR trim (available in 630 finish only)	10-145	-	-	\$54.50								

CYLINDRICAL
DEADBOLTS
MORTISE
MULTIPOINT
INTERCONNECT
TUBULAR
SPECIALTY
PORTABLE
CYLINDERS/KEYS
TOOLS/KITS
MERCHANDISING
FORMS

PARTS

CYLINDERS AND KEYS

Cylinders and keys sold separate can be found in the [Cylinders](#) and [Keys](#) sections at the back of this book.

ALLEGION CONNECT HARNESSSES - PRICES LISTED ARE NET, DISCOUNTING DOES NOT APPLY

HARNESSES WITH MOLEX CONNECTORS ON BOTH ENDS (FOR USE WITH HOLLOW METAL DOORS)

Description	Specify	Price each
6" Wire Harness (internal p/n 106190-00)	CON-6	\$14.40
12" Wire Harness (internal p/n 106191-00)	CON-12	\$19.10
26" Wire Harness (internal p/n 106192-00)	CON-26	\$21.40
32" Wire Harness (internal p/n 106193-00)	CON-32	\$22.70
38" Wire Harness (internal p/n 106194-00)	CON-38	\$24.90
44" Wire Harness (internal p/n 106195-00)	CON-44	\$23.80
50" Wire Harness (internal p/n 106196-00)	CON-50	\$24.90
192" Wire Harness (internal p/n 106197-00)	CON-192	\$57.10

HARNESSES WITH MOLEX CONNECTOR ON ONE END, CRIMPED PINS ON OTHER W/ ATTACHABLE MOLEX CONNECTOR (FOR USE WITH WOOD DOORS)

Description	Specify	Price each
6" Wire Harness (internal p/n 106201-00)	CON-6P	\$17.90
12" Wire Harness (internal p/n 106202-00)	CON-12P	\$22.70
26" Wire Harness (internal p/n 106203-00)	CON-26P	\$24.90
32" Wire Harness (internal p/n 106204-00)	CON-32P	\$26.20
38" Wire Harness (internal p/n 106205-00)	CON-38P	\$26.20
44" Wire Harness (internal p/n 106206-00)	CON-44P	\$27.40
50" Wire Harness (internal p/n 106207-00)	CON-50P	\$28.50
192" Wire Harness (internal p/n 106208-00)	CON-192P	\$59.50

HARNESS WITH MOLEX CONNECTOR ON ONE END, STRIPPED LEADS ON OTHER (FOR CONNECTION TO POWER SUPPLY)

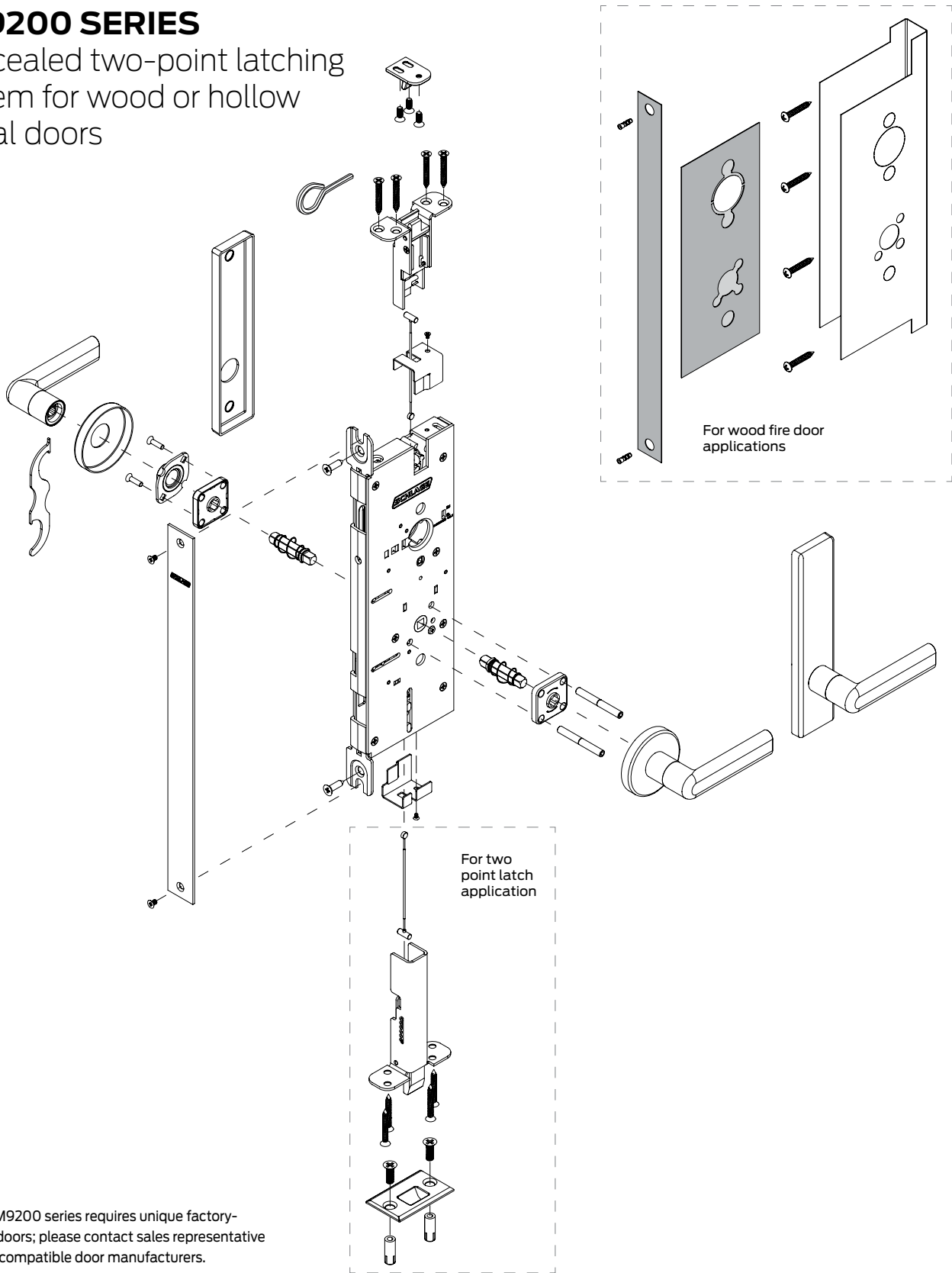
Description	Specify	Price each
6" extension to power supply (internal p/n 106210-00)	CON-6W	\$17.90

SERVICE KIT

Description	Specify	Price each
Connector Service Kit (internal p/n 050823-00-00) contains: <ul style="list-style-type: none"> ▪ 100 each male & female terminals ▪ 10 each 4-pin and 8-pin male connectors ▪ 10 each 4-pin and 8-pin female connectors ▪ 1 extraction tool 	CON-KIT	\$144.00

LM9200 SERIES

Concealed two-point latching system for wood or hollow metal doors



NOTE: LM9200 series requires unique factory-prepped doors; please contact sales representative for list of compatible door manufacturers.

How to order

To order products, attribute values should be provided in the sequence shown below. Each value should be separated by a period.

Required for all lock orders						Required		Door dimensions		Options				Keying					
Brand	Series + Function + Fire rating	Cylinder type (keyed functions only)	Outside style			Inside style			Door thickness	Extended	Indicator	ADA thumbturn	Connector	Buy American Act compliant	Keying code	Keyway	Pack keys independently		
			Outside lever design	Outside rose/escutcheon	Outside finish	Inside lever design	Inside rose/escutcheon	Inside finish										Handling	Door height
1	2	3	4A	4B	4C	5A	5B	5C	6	7	8A	8B	9A	9B	9C	9D	10A	10B	10C

Specifying dimensions: Dimensions should be provided with the whole number followed by a dash and then the fraction of an inch. Example: 1-3/4. Door height should be listed with the number of feet followed by "ft" then the number of inches (example 7ft6).

Line item number

Quantity

- 1 **Brand:** Required only when specifying a product Less (LLL) any attribute.
- 2 **Series+Function:+Fire rating** Series combined with function and fire rating.
- 3 **Cylinder type:** Specify cylinder code for keyed functions.
- 4A **Outside lever design:** Required for all orders.
- 4B **Outside rose/escutcheon:** Required for all orders.
- 4C **Outside finish:** Required for all orders.
- 5A **Inside lever design:** Required only if different from the outside lever design or if specifying a product Less (LLL) any attribute.
- 5B **Inside rose/escutcheon:** Required only when specifying a product Less (LLL) any attribute.
- 5C **Inside finish:** Specify only if different from the outside finish or if specifying a product Less (LLL) any attribute.
- 6 **Handling:** Required for all orders.
- 7 **Door height:** Required for all orders (6'8"-10'0" for non-fire rated openings, 6'8"-8'0" for fire rated openings).
- 8A **Door thickness:** Leave blank for default 1-3/4" thick doors. Specify if other than 1-3/4" or if specifying a product Less (LLL) any attribute. Specify with a DT prefix followed by the door thickness dimension. Example: DT1-3/8, DT2-1/4.
- 8B **Extended:** Specify for doors greater than 1-3/4". EE = Extended equally, EI = Extended inside, EO = Extended outside, ED = Extended differently.
- 9A - 9D **Options:** Specify any desired options.
- 10A **Keying code:** Default keying code is dictated by the selected cylinder type. Leave blank for to receive the default keying code or specify for any other keying code. If ordering a product less any lock attribute, keying code must be specified.
- 10B **Keyway:** Default way is dictated by the selected cylinder type. Leave blank for to receive the default keyway or specify to order any other keyway. If ordering a product less any lock attribute, keying code must be specified.
- 10C **Pack keys independently:** Specify only when requesting that keys be packed independently.

Contents

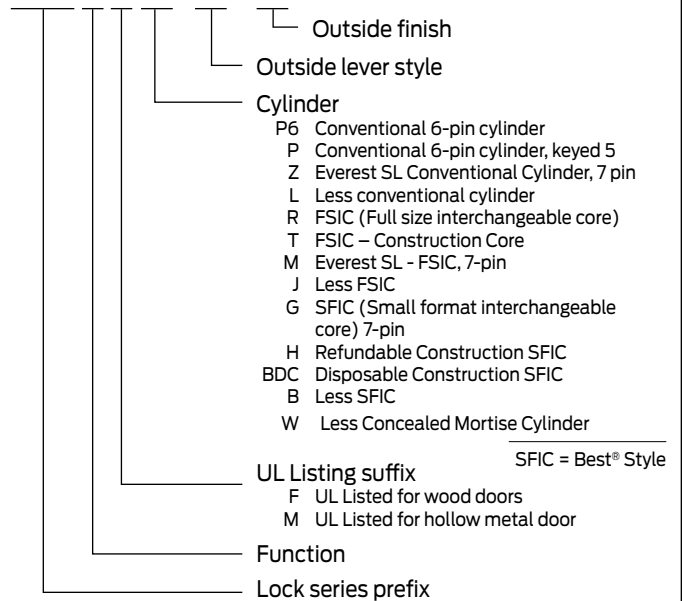
LM9200 Series | Overview 231
LM9200 Series | Functions 234
LM9200 Series | Styles 236
LM9200 Series | Configure a product 245
 Cylinder adjustments 253
 Style options 254
 Door dimensions 255
 Options 256
 Locks less components 257
 Keying 258
LM9200 Series | Parts 259

BAA/ARRA

Contact your local RSO or Sales Rep. for ordering details

Product identification

LM9250F.P6.06.626



Finish codes and descriptions

BHMA code	Description
605 (US 3)	Bright Brass
606 (US 4)	Satin Brass
609 (US 5)	Antique Brass
612 (US 10)	Satin Bronze
613 (US 10B)	Oil Rubbed Bronze
619 (US 15)	Satin Nickel
622 (US 19)	Matte Black
625 (US 26)	Bright Chrome
626 (US 26D)	Satin Chrome
626AM	Satin Chrome, Antimicrobial
629 (US32)	Bright Stainless Steel
630 (US32D)	Satin Stainless Steel
630AM	Satin Stainless Steel, Antimicrobial
643e (US 11)	Aged Bronze

Standard Features

Certification	Wood door applications: available UL listed for 60 minute fire door with two point latch or 20 minute fire door with top latch only. (Does not meet Canada UL 20-minute wood door requirement)	
	Hollow metal door applications: available UL listed for 90 minute fire door with two point latch, one point latch, or double egress with astragal.	
Case Size	4-7/16" x 12-3/8" x 1"	
Armor Front	1-1/4" x 15-7/8"	
Backset	2-3/4"	
Cylinder	6-Pin solid brass, keyed 6-pin, S123 keyway, keyed different (KD)	
Door range	1-3/4"	
Keys	Two nickel silver cut keys per lock, 6-pin, S123 section	

Note: LM9200 only available in US and Canada

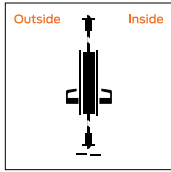
MECHANICAL FUNCTIONS

SCHLAGE

LM9210

Passage lock

Latches retracted by lever from either side at all times. Inside lever always free for immediate egress.



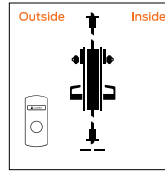
MECHANICAL FUNCTIONS

SCHLAGE

LM9271

Classroom security lock

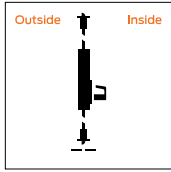
Latches retracted by lever from either side unless outside is made inoperative by key from either side. Outside lever remains locked until unlocked by key either side. Inside lever always free for immediate egress.



LM9225

Exit lock

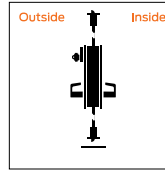
Latches retracted by lever from inside at all times. No trim on outside. Not available escutcheon trim.



LM9280

Storeroom lock

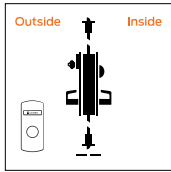
Latches retracted by outside lever after key inserted and turned 280° or by inside lever. Inside lever always free for immediate egress. Not available less outside trim.



LM9250

Office/entry lock

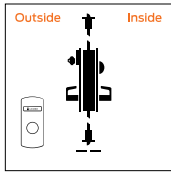
Latches retracted by lever from either side unless outside is made inoperative by key outside or by turning inside thumbturn. Outside lever remains locked until thumbturn is returned to vertical or unlocked by key. Inside lever always free for immediate egress.



LM9256

Office/entry with automatic unlocking

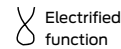
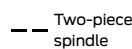
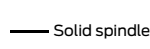

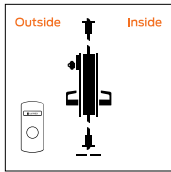
Latches retracted by lever from either side unless outside is made inoperative by key outside or by turning inside thumbturn. Outside lever remains locked until thumbturn is returned to vertical, unlocked by key, or rotating inside lever. Inside lever always free for immediate egress.



LM9270

Classroom lock

Latches retracted by lever from either side unless outside is made inoperative by key outside. Outside lever remains locked until unlocked by key. Inside lever always free for immediate egress.



LM929x EL/EU electrified locks

All locks feature automatic detection and operation with 12 or 24V DC, and a case-mounted switch that allows customer selection of EL (fail safe - power failure allows either knob/lever to retract latchbolt and/or deadbolt) or EU (fail secure - power failure locks outside knob/lever or both knobs/levers). Please specify lock function as EL or EU for default switch position. Locks also come standard with Allegion Connect Molex connector with 3" lead and CON-6W. Allegion Connect is a Molex connector system that allows rapid installation of lock when used with Allegion Connect Harnesses (see page 265) and Allegion Connect Hinges (see Ives price book). For more information speak to your sales representative. The Molex connector can also be cut off so that the lock can be installed with traditional splicing. Request-to-Exit (RX) is not an available option for the LM9200 Series.

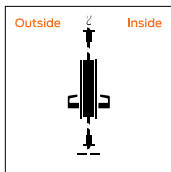
ELECTRIFIED LOCKS

SCHLAGE

LM9290EL
 LM9290EU

Electrically locking/unlocking outside lever, no cylinder

Outside lever continuously locked (EL) or unlocked (EU) by 12 or 24V DC. EL is fail safe (power failure allows outside lever to retract latchbolt); EU is fail secure (power failure locks outside lever). Inside lever always free for immediate egress.



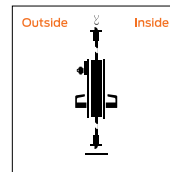
ELECTRIFIED LOCKS

SCHLAGE

LM9293EL
 LM9293EU

Electrically locking/unlocking both levers, outside cylinder

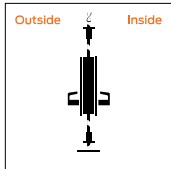
Inside and outside lever continuously locked (EL) or unlocked (EU) by 12 or 24V DC. Latchbolt retracted by outside key and lever, by electrically unlocking door and rotating outside lever, or anytime by inside lever. EL is fail safe (power failure allows either lever to retract latchbolt); EU is fail secure (power failure locks both levers).



LM9291EL
 LM9291EU

Electrically locking/unlocking both levers, no cylinder

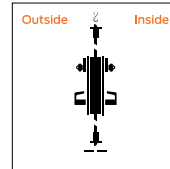
Inside and outside lever continuously locked (EL) or unlocked (EU) by 12 or 24V DC. EL is fail safe (power failure allows either lever to retract latchbolt); EU is fail secure (power failure locks both levers).



LM9294EL
 LM9294EU

Electrified outside levers lock two-point latch (inside and outside cylinder)

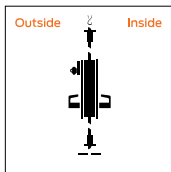
Electrically locking/unlocking outside lever only. Latchbolt(s) retracted by outside key and lever, by electrically unlocking door, and by outside lever when electrically unlocking or anytime by inside lever. Inside lever is always free for immediate egress. Requires doors specifically designed for two-point latch system.



LM9292EL
 LM9292EU

Electrically locking/unlocking outside lever, outside cylinder

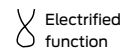
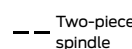
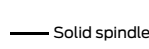
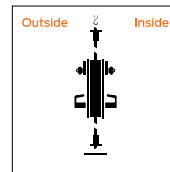
Outside lever continuously locked (EL) or unlocked (EU) by 12 or 24V DC. Latchbolt retracted by outside key and lever, by electrically unlocking door and rotating outside lever, or anytime by inside lever. EL is fail safe (power failure allows outside lever to retract latchbolt); EU is fail secure (power failure locks outside lever). Inside lever always free for immediate egress.

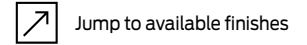


LM9295EL
 LM9295EU

Electrically locking/unlocking both levers, inside and outside cylinder

Inside and outside lever continuously locked (EL) or unlocked (EU) by 12 or 24V DC. Latchbolt retracted by outside key and lever, by electrically unlocking door and rotating outside lever, or anytime by inside lever. EL is fail safe (power failure allows either lever to retract latchbolt); EU is fail secure (power failure locks both levers).

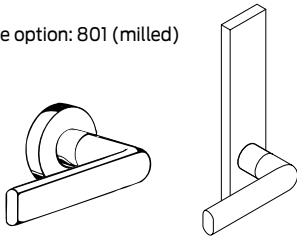




STANDARD LEVER DESIGNS (CAST OR FORGED)

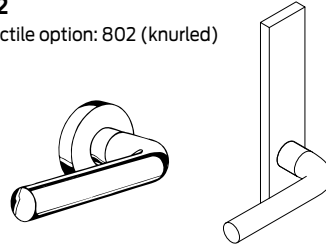
01

Tactile option: 801 (milled)



02

Tactile option: 802 (knurled)



Available roses: A (shown), B, C

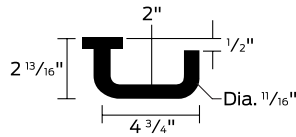
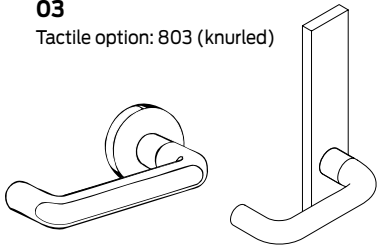
Available escutcheons: L (shown), N

Available roses: A (shown), B, C

Available escutcheons: L (shown), N

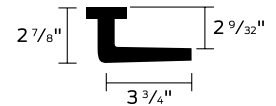
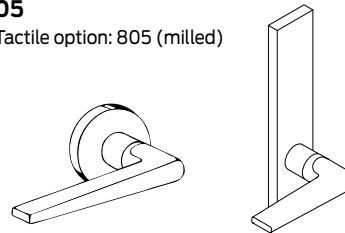
03

Tactile option: 803 (knurled)



05

Tactile option: 805 (milled)



Available roses: A (shown), B, C

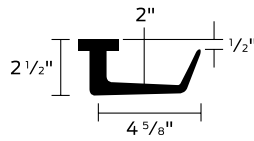
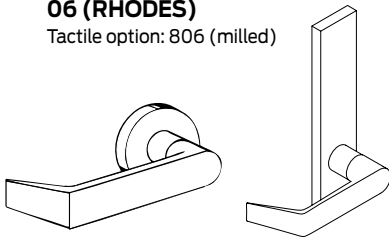
Available escutcheons: L (shown), N

Available roses: A (shown), B, C

Available escutcheons: L (shown), N

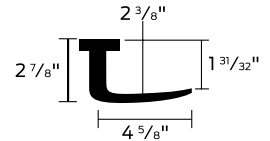
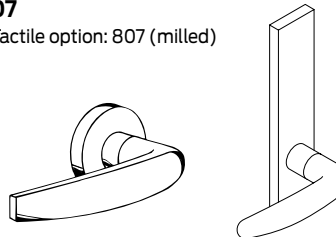
06 (RHODES)

Tactile option: 806 (milled)



07

Tactile option: 807 (milled)



Available roses: A (shown), B, C

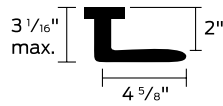
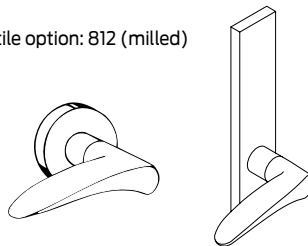
Available escutcheons: L (shown), N

Available roses: A (shown), B, C

Available escutcheons: L (shown), N

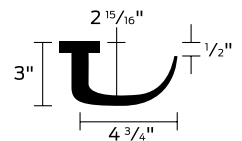
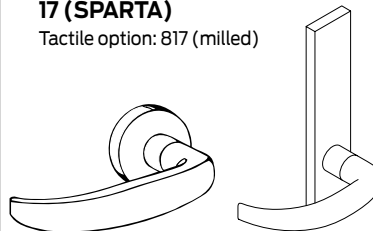
12

Tactile option: 812 (milled)



17 (SPARTA)

Tactile option: 817 (milled)



Available roses: A (shown), B, C

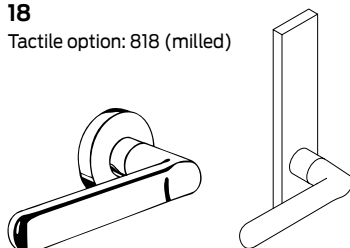
Available escutcheons: L (shown), N

Available roses: A (shown), B, C

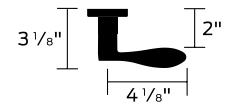
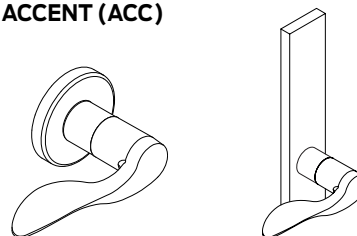
Available escutcheons: L (shown), N

18

Tactile option: 818 (milled)



ACCENT (ACC)



Available roses: A (shown), B, C

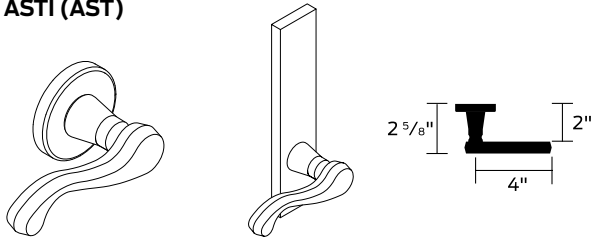
Available escutcheons: L (shown), N

Available roses: A, B (shown), C

Available escutcheons: L (shown), N

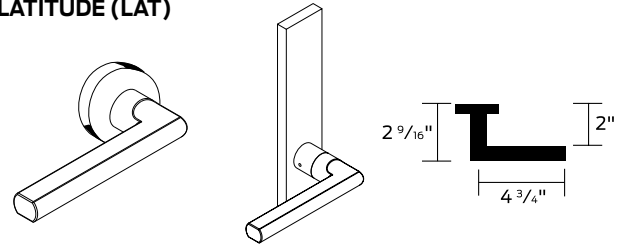
STANDARD LEVER DESIGNS (CAST OR FORGED)

Jump to available finishes

ASTI (AST)


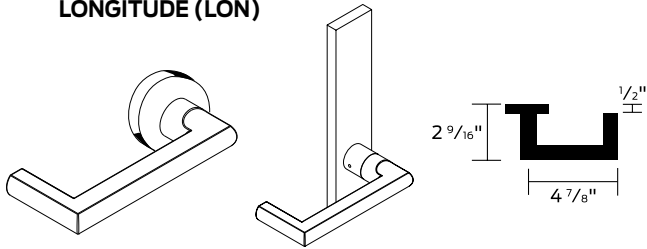
Available roses: A, AVA, B (shown), C

Available escutcheons: L (shown), N

LATITUDE (LAT)


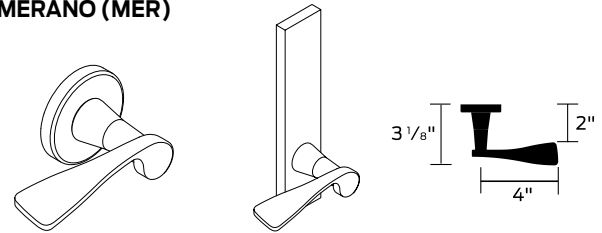
Available roses: A (shown), B, C

Available escutcheons: L (shown), N

LONGITUDE (LON)


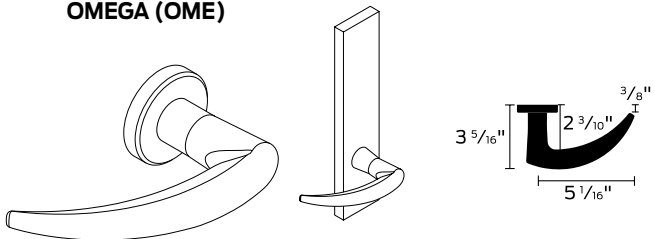
Available roses: A (shown), B, C

Available escutcheons: L (shown), N

MERANO (MER)


Available roses: A, B (shown), C, MER


Available escutcheons: L (shown), N

OMEGA (OME)


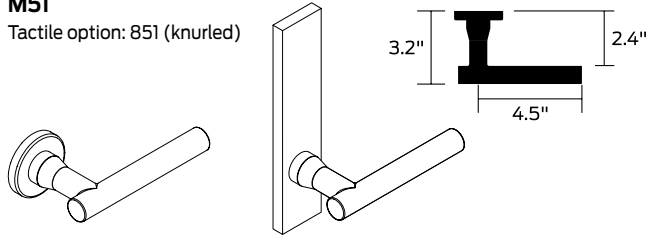
Available roses: A (shown), B, C

Available escutcheons: L (shown), N

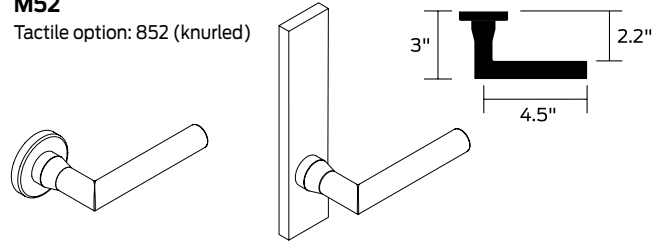
M COLLECTION LEVER DESIGNS (CAST OR FORGED)

 Jump to available finishes

M51
Tactile option: 851 (knurled)



M52
Tactile option: 852 (knurled)



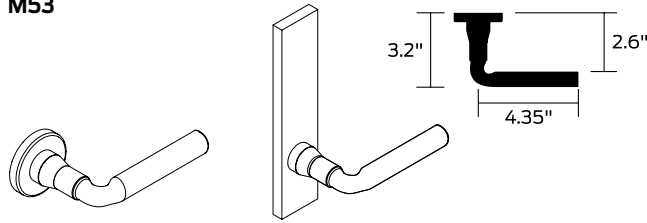
Available roses: A (shown), B, C

Available escutcheons: L (shown), N

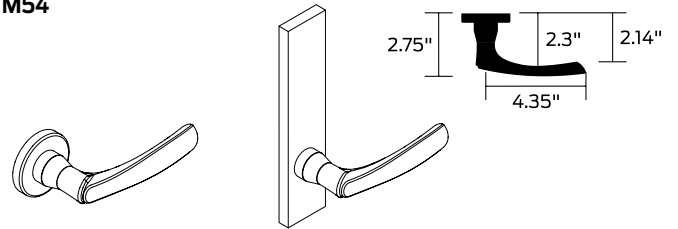
Available roses: A (shown), B, C

Available escutcheons: L (shown), N

M53



M54



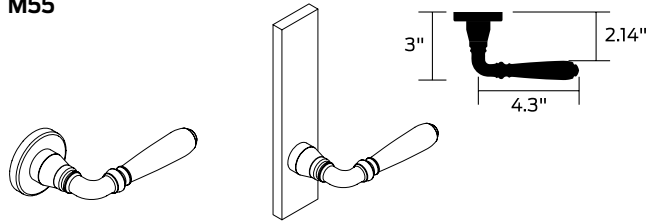
Available roses: A (shown), B, C

Available escutcheons: L (shown), N

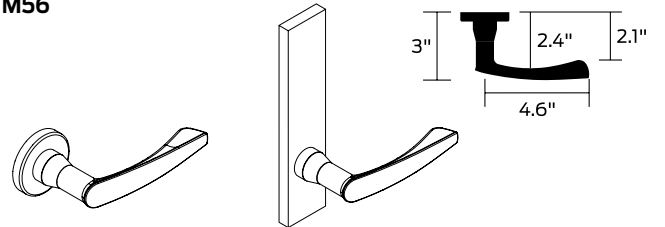
Available roses: A (shown), B, C

Available escutcheons: L (shown), N

M55



M56



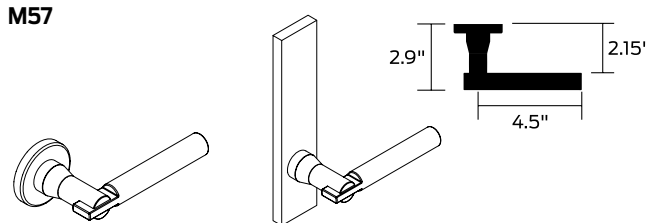
Available roses: A (shown), B, C

Available escutcheons: L (shown), N

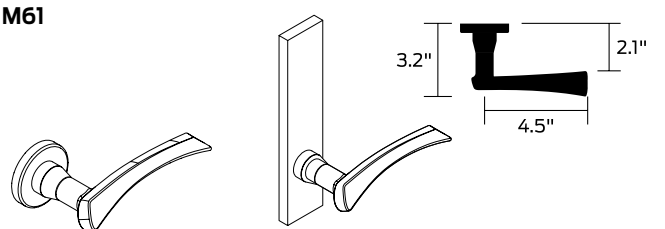
Available roses: A (shown), B, C

Available escutcheons: L (shown), N

M57



M61



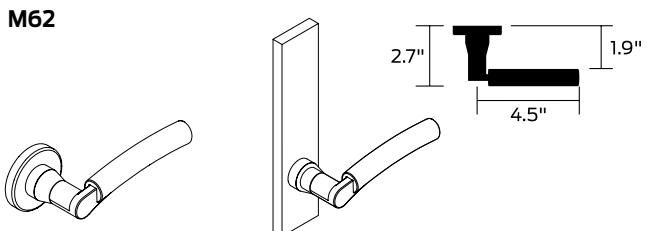
Available roses: A (shown), B, C

Available escutcheons: L (shown), N

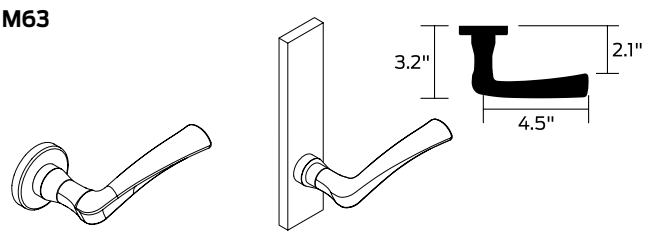
Available roses: A (shown), B, C

Available escutcheons: L (shown), N

M62



M63




Available roses: A (shown), B, C

Available escutcheons: L (shown), N

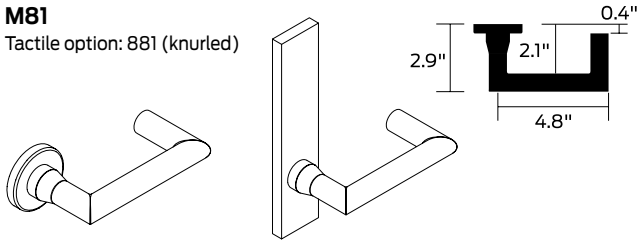
Available roses: A, B (shown), C

Available escutcheons: L (shown), N

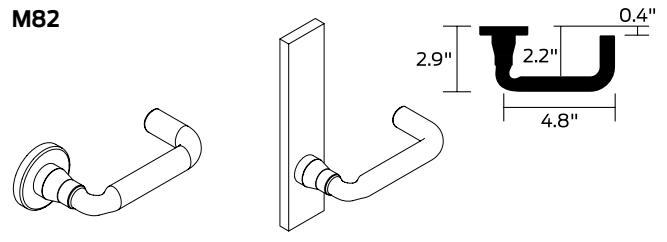
M COLLECTION LEVER DESIGNS (CAST OR FORGED)

 Jump to available finishes

M81
Tactile option: 881 (knurled)



M82



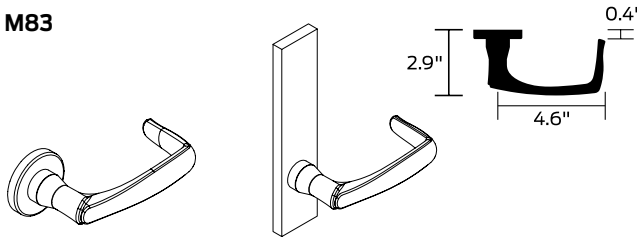
Available roses: A, AVA, B (shown), C

Available escutcheons: L (shown), N

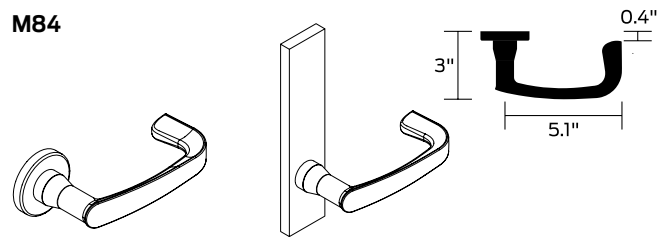
Available roses: A (shown), B, C

Available escutcheons: L (shown), N

M83



M84



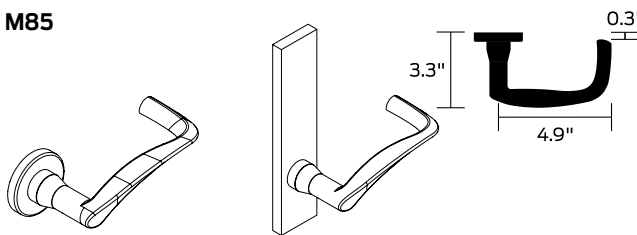
Available roses: A (shown), B, C

Available escutcheons: L (shown), N

Available roses: A, B (shown), C, MER

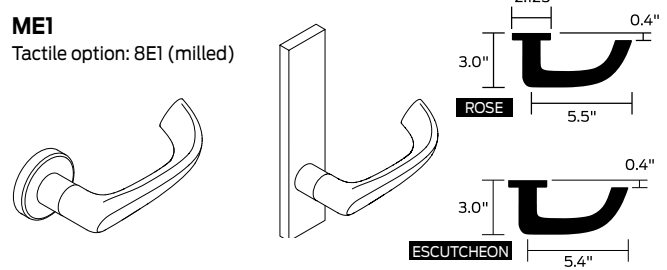
Available escutcheons: L (shown), N

M85



ME1

Tactile option: 8E1 (milled)



Available roses: A (shown), B, C

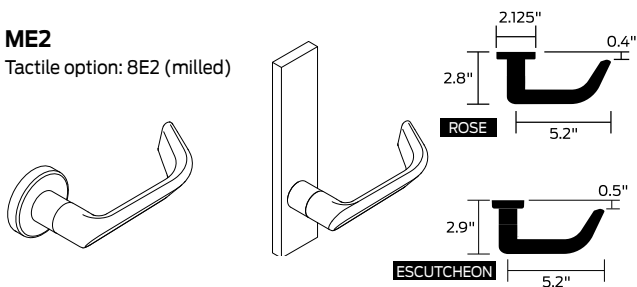
Available escutcheons: L (shown), N

Available roses: A (shown), B, C

Available escutcheons: L (shown), N

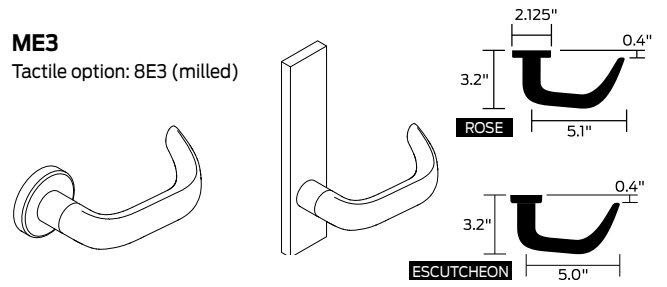
ME2

Tactile option: 8E2 (milled)



ME3

Tactile option: 8E3 (milled)



Available roses: A (shown), B, C

Available escutcheons: L (shown), N

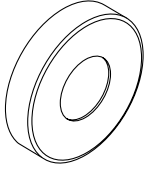
Available roses: A (shown), B, C

Available escutcheons: L (shown), N

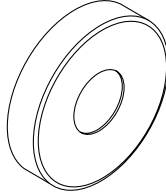
Jump to available finishes

ROSE (WROUGHT) DESIGNS

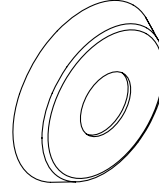
A
2-1/8" (54 mm) diameter



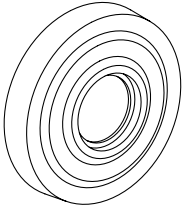
B
2-9/16" (65mm) diameter



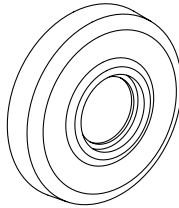
C
2-5/8" (66mm) diameter
Not available 612 or 613 finish



AVA (AST LEVER ONLY)
2-5/8" (66mm) diameter



MER (MER LEVER ONLY)
2-5/8" (66mm) diameter



L (CAST/FORGED) AND N (WROUGHT) ESCUTCHEON TRIM DESIGNS

L

7¹⁵/₁₆" x 1³/₄" x 7⁷/₁₆"
(202mm x 44mm x 11mm)

Available on 1³/₄" - 2¹/₂" doors

N

7⁷/₈" x 2¹/₂" x 7⁷/₁₆"
(200mm x 64mm x 11mm)

Available on 1³/₄" - 2¹/₄" doors



this page intentionally blank



CYLINDRICAL

DEADBOLTS

MORTISE

MULTIPOINT

INTERCONNECT

TUBULAR

SPECIALTY

PORTABLE

CYLINDERS/KEYS

TOOLS/KITS

MERCHANDISING

FORMS

FINISH AVAILABILITY

		Bright Brass (605)	Satin Brass (606)	Antique Brass (609)	Satin Bronze (612)	Oil Rubbed Bronze (613)	Satin Nickel (619)	Matte Black (622)	Bright Chrome (625)	Satin Chrome (626)	Bright Stainless Steel (629)	Satin Stainless Steel (630)	Aged Bronze (643e)	Satin Chrome, Antimicrobial (626AM)	Satin Stainless Steel, Antimicrobial (630AM)	
STANDARD LEVERS																
LEVER	TRIM															
01	A B N L	605	606	609	612	613	619	622	625	626	629	630	643e	626AM	630AM	
	C	605	606	609	-	-	619	622	625	626	629	630	643e	626AM	630AM	
02	A B N L	605	606	609	612	613	619	622	625	626	629	630	643e	626AM	630AM	
	C	605	606	609	-	-	619	622	625	626	629	630	643e	626AM	630AM	
03	A B N L	605	606	609	612	613	619	622	625	626	629	630	643e	626AM	630AM	
	C	605	606	609	-	-	619	622	625	626	629	630	643e	626AM	630AM	
05	A B N L	605	606	609	612	613	619	622	625	626	629	630	643e	626AM	630AM	
	C	605	606	609	-	-	619	622	625	626	629	630	643e	626AM	630AM	
06 (Rhodes)	A B N L	605	606	609	612	613	619	622	625	626	629	630	643e	626AM	630AM	
	C	605	606	609	-	-	619	622	625	626	629	630	643e	626AM	630AM	
07	A B N L	605	606	609	612	613	619	622	625	626	629	630	643e	626AM	630AM	
	C	605	606	609	-	-	619	622	625	626	629	630	643e	626AM	630AM	
12	A B N L	605	606	609	612	613	619	622	625	626	629	630	643e	626AM	630AM	
	C	605	606	609	-	-	619	622	625	626	629	630	643e	626AM	630AM	
17 (Sparta)	A B N L	605	606	609	612	613	619	622	625	626	629	630	643e	626AM	630AM	
	C	605	606	609	-	-	619	622	625	626	629	630	643e	626AM	630AM	
18	A B N L	605	606	609	612	613	619	622	625	626	629	630	643e	626AM	630AM	
	C	605	606	609	-	-	619	622	625	626	629	630	643e	626AM	630AM	
ACC	A B C N L	605	606	609	-	-	619	622	625	626	-	-	643e	626AM	-	
AST	A B C AVA N L	605	606	609	-	-	619	622	625	626	-	-	643e	626AM	-	
LAT	A B C N L	605	606	609	-	-	619	622	625	626	629	630	643e	626AM	630AM	
LON	A B C N L	605	606	609	-	-	619	622	625	626	629	630	643e	626AM	630AM	
MER	A B C MER N L	605	606	609	-	-	619	622	625	626	-	-	643e	626AM	-	
OME	A B N L	605	606	609	612	612	619	622	625	626	629	630	643e	626AM	630AM	
	C	605	606	609	-	-	619	622	625	626	629	630	643e	626AM	630AM	
M COLLECTION LEVERS																
LEVER	TRIM															
M51	A B C N L	605	606	609	-	-	619	622	625	626	629	630	643e	626AM	630AM	
M52	A B C N L	605	606	609	-	-	619	622	625	626	629	630	643e	626AM	630AM	
M53	A B C N L	605	606	609	-	-	619	622	625	626	629	630	643e	626AM	630AM	
M54	A B C N L	605	606	609	-	-	619	622	625	626	629	630	643e	626AM	630AM	
M55	A B C N L	605	606	609	-	-	619	622	625	626	629	630	643e	626AM	630AM	
M56	A B C N L	605	606	609	-	-	619	622	625	626	629	630	643e	626AM	630AM	
M57	A B C N L	-	-	-	-	-	-	-	-	-	629	630	-	-	630AM	
M61	A B C N L	605	606	609	-	-	619	622	625	626	629	630	643e	626AM	630AM	
M62	A B C N L	-	-	-	-	-	-	-	-	-	629	630	-	-	630AM	
M63	A B C N L	605	606	609	-	-	619	622	625	626	629	630	643e	626AM	630AM	
M81	A B C N L	605	606	609	-	-	619	622	625	626	629	630	643e	626AM	630AM	



FINISH AVAILABILITY

						Bright Brass (605)	Satin Brass (606)	Antique Brass (609)	Satin Bronze (612)	Oil Rubbed Bronze (613)	Satin Nickel (619)	Matte Black (622)	Bright Chrome (625)	Satin Chrome (626)	Bright Stainless Steel (629)	Satin Stainless Steel (630)	Aged Bronze (643e)	Satin Chrome, Antimicrobial (626AM)	Satin Stainless Steel, Antimicrobial (630AM)	
M82	A	B	C	N	L	605	606	609	-	-	619	622	625	626	629	630	643e	626AM	630AM	
M83	A	B	C	N	L	605	606	609	-	-	619	622	625	626	629	630	643e	626AM	630AM	
M84	A	B	C	N	L	605	606	609	-	-	619	622	625	626	629	630	643e	626AM	630AM	
M85	A	B	C	N	L	605	606	609	-	-	619	622	625	626	629	630	643e	626AM	630AM	
ME1	A	B	C	N	L	605	606	609	-	-	619	622	625	626	629	630	643e	626AM	630AM	
ME2	A	B	C	N	L	605	606	609	-	-	619	622	625	626	629	630	643e	626AM	630AM	
ME3	A	B	C	N	L	605	606	609	-	-	619	622	625	626	629	630	643e	626AM	630AM	
INDICATORS																				
N escutcheon indicator						605	606	609	-	-	619	622	625	626	629	630	643e	626AM	630AM	
CYLINDER FINISHES																				
Complete lock finish						605	606	609	612	613	619	622	625	626	629	630	643E	626AM	630AM	
Coordinating conventional cylinder																				
Plug component						606	606	606	606	522	626	622	626	626	626	626	626	522	626	626
Housing faceplate component						605	606	609	612	613	619	622	625	626	629	630	316	626	630	
Rings						605	606	609	612	613	619	622	625	626	625	626	316	626	626	
Coordinating FSIC/SFIC cylinder																				
Plug (lower) component						606	606	606	606	522	626	622	626	626	626	626	626	522	626	626
Core face (upper) component						606	606	606	606	522	626	622	626	626	626	626	626	522	626	630
Housing faceplate component						605	606	609	612	613	619	622	625	626	626	626	316	626	626	
Rings						605	606	609	612	613	619	622	625	626	626	626	316	626	626	

522 is a simulated 613 finish; 316 is a simulated 643e finish





this page intentionally blank

You can **configure and price a full range of products** using the tables and rules shown in this section.

The pricing of locks in this section includes the P6 cylinder (where applicable), default latch and strike and a 1-3/4" thick door. Additional modifications are available using the rules and price adjustments on the subsequent pages.

How to order:

- All applicable product attributes must be provided in the order shown below
- Each value must separated by a period
- Door height should be listed with the number of feet followed by "ft" then the number of inches (example 7ft6)
- Fractions will be written with the "/" symbol separating the numerator and the denominator (example 1/2)
- For dimensions that contain a whole number and a fraction, a hyphen "-" will be added after the whole number and before the fraction (example 2-1/2)
- For two dimensions represented together, such as length and width, the values would be separated by an "x" with no spaces
- Finishes should be listed using their BHMA finish as shown in this book

Required for all lock orders						Required													
Brand	Series + Function + Fire rating	Cylinder type (keyed functions only)	Outside style			Inside style			Handing	Door height	Door dimensions		Options				Keying		
			Outside lever design	Outside rose/escutcheon	Outside finish	Inside lever design	Inside rose/escutcheon	Inside finish			Door thickness	Extended	Indicator	ADA thumbturn	Connector	Buy American Act compliant	Keying code	Keyway	Pack keys independently
1	2	3	4A	4B	4C	5A	5B	5C	6	7	8A	8B	9A	9B	9C	9D	10A	10B	10C

Only required if specifying different than outside style

Only required when deviating from the product's default. Specify only the deviated attribute(s).

Only required when deviating from the product's default. Specify only the deviated attribute(s).

EXAMPLE:

LM9280 . P6 . 03 . A . 626 . 06 . LH . 7ft6 . DT2-1/2 . EO . KA1BIT . S123

Inside lever design different than outside (points to 06)
 Deviating from the KD default requires keying to be specified (points to DT2-1/2)
 Thick door requires door thickness and extension to be specified if different than extended equal (EE) (points to DT2-1/2)

2 | 3 | 4A | 4B | 4C | 5A | 6 | 7 | 9A | 9B | 12A | 12B

If ordering a product "Less (LLL)" any attribute, values for each attribute must be provided.

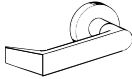
COMPLETE LOCKS			STANDARD STYLES					M COLLECTION	
<p>ROSE TRIM</p> <p>All LM9200 functions require handing to be specified</p> <p>Split finishes and designs will be priced at the highest list price of the design and/or finish.</p> <p>Keyed function pricing based on P6 cylinder with open S123 keyway. See page 253 for additional cylinder and keyway options.</p>	03	01	02	01	02	01	02	M51	M52
		-	05	03	05	03	05	M53	M54
		06	07	06	07	06	07	M55	M56
		12	17	12	17	12	17	M61	M63
		18	ACC	18	OME	18	OME	M81	M82
		AST	LAT	ACC	AST	LAT	LON	M83	M84
		LON	MER	LAT	LON			M85	ME1
		OME		MER				ME2	ME3
				Not available in 612		Not available in 613		M57	M62
								Available only in 629 and 630	
FINISHES									
		626	626	605 606 609 612 619 622 625 643e <small>(612 not available on C rose)</small>	613 629 630 <small>(613 not available on C rose)</small>	605 606 609 619 622 625 626 629 630 643e			
SERIES + FUNCTION	CYL	DESCRIPTION							
NON-FIRE RATED WOOD AND HOLLOW METAL DOORS (6'8" - 10'0 DOOR RANGE, SPECIFY HEIGHT ON ORDER)									
NON-KEYED FUNCTIONS			ROSE TRIM						
LM9210		Passage	\$3,818	\$3,928	\$3,940	\$3,958	\$3,958		
LM9225		Exit	\$3,654	\$3,764	\$3,776	\$3,794	\$3,794		
LM9290EL		Electrically locking, no cylinders, outside lever locks	\$4,351	\$4,461	\$4,473	\$4,491	\$4,491		
LM9290EU		Electrically unlocking, no cylinders, outside lever locks	\$4,351	\$4,461	\$4,473	\$4,491	\$4,491		
LM9291EL		Electrically locking, no cylinders, both levers locks	\$4,351	\$4,461	\$4,473	\$4,491	\$4,491		
LM9291EU		Electrically unlocking, no cylinders, both levers locks	\$4,351	\$4,461	\$4,473	\$4,491	\$4,491		
KEYED SINGLE CYLINDER FUNCTIONS			ROSE TRIM						
LM9250	P6	Office/Entry	\$4,064	\$4,174	\$4,186	\$4,204	\$4,204		
LM9256	P6	Office/Entry w/Automatic Unlocking	\$4,169	\$4,279	\$4,291	\$4,309	\$4,309		
LM9270	P6	Classroom	\$4,064	\$4,174	\$4,186	\$4,204	\$4,204		
LM9280	P6	Storeroom	\$4,064	\$4,174	\$4,186	\$4,204	\$4,204		
LM9292EL	P6	Electrically locking, outside cylinder, outside lever locks	\$4,464	\$4,574	\$4,586	\$4,604	\$4,604		
LM9292EU	P6	Electrically unlocking, outside cylinder, outside lever locks	\$4,464	\$4,574	\$4,586	\$4,604	\$4,604		
LM9293EL	P6	Electrically locking, outside cylinder, both levers lock	\$4,464	\$4,574	\$4,586	\$4,604	\$4,604		
LM9293EU	P6	Electrically unlocking, outside cylinder, both levers lock	\$4,464	\$4,574	\$4,586	\$4,604	\$4,604		
KEYED DOUBLE CYLINDER FUNCTIONS			ROSE TRIM						
LM9271	P6	Classroom Security	\$4,177	\$4,287	\$4,299	\$4,317	\$4,317		

⌘ Extended lead time

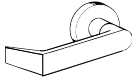
COMPLETE LOCKS			STANDARD STYLES					M COLLECTION			
ROSE TRIM All LM9200 functions require handing to be specified Split finishes and designs will be priced at the highest list price of the design and/or finish. Keyed function pricing based on P6 cylinder with open S123 keyway. See page 253 for additional cylinder and keyway options.			03	01	02	01	02	01	02	M51	M52
				-	05	03	05	03	05	M53	M54
				06	07	06	07	06	07	M55	M56
				12	17	12	17	12	17	M61	M63
				18	ACC	18	OME	18	OME	M81	M82
				AST	LAT	ACC	AST	LAT	LON	M83	M84
				LON	MER	LAT	LON			M85	ME1
				OME		MER				ME2	ME3
						Not available in 612		Not available in 613		M57	M62
										Available only in 629 and 630	
SERIES + FUNCTION			CYL	DESCRIPTION		FINISHES					
			626	626	605 606 609 612 619 622 625 643e (612 not available on C rose)	613 629 630 (613 not available on C rose)	605 606 609 619 622 625 626 629 630 643e				
LM9294EL	P6	Electrically locking outside lever, inside and outside cylinders	\$4,575	\$4,685	\$4,697	\$4,715	\$4,715				
LM9294EU	P6	Electrically unlocking outside lever, inside and outside cylinders	\$4,575	\$4,685	\$4,697	\$4,715	\$4,715				
LM9295EL	P6	Electrically locking both levers, inside and outside cylinder	\$4,575	\$4,685	\$4,697	\$4,715	\$4,715				
LM9295EU	P6	Electrically unlocking both levers, inside and outside cylinder	\$4,575	\$4,685	\$4,697	\$4,715	\$4,715				
UL FIRE RATED WOOD DOORS (6'8" - 8'0" DOOR RANGE, SPECIFY HEIGHT ON ORDER)											
NON-KEYED FUNCTIONS			ROSE TRIM								
LM9210F		Passage	\$4,004	\$4,114	\$4,126	\$4,144	\$4,144				
LM9225F		Exit	\$3,840	\$3,950	\$3,962	\$3,980	\$3,980				
LM9290ELF		Electrically locking, no cylinders, outside lever locks	\$4,537	\$4,647	\$4,659	\$4,677	\$4,677				
LM9290EUF		Electrically unlocking, no cylinders, outside lever locks	\$4,537	\$4,647	\$4,659	\$4,677	\$4,677				
LM9291ELF		Electrically locking, no cylinders, both levers locks	\$4,537	\$4,647	\$4,659	\$4,677	\$4,677				
LM9291EUF		Electrically unlocking, no cylinders, both levers locks	\$4,537	\$4,647	\$4,659	\$4,677	\$4,677				
KEYED SINGLE CYLINDER FUNCTIONS			ROSE TRIM								
LM9250F	P6	Office/Entry	\$4,250	\$4,360	\$4,372	\$4,390	\$4,390				
LM9256F	P6	Office/Entry w/Automatic Unlocking	\$4,355	\$4,465	\$4,477	\$4,495	\$4,495				
LM9270F	P6	Classroom	\$4,250	\$4,360	\$4,372	\$4,390	\$4,390				
LM9280F	P6	Storeroom	\$4,250	\$4,360	\$4,372	\$4,390	\$4,390				
LM9292ELF	P6	Electrically locking, outside cylinder, outside lever locks	\$4,650	\$4,760	\$4,772	\$4,790	\$4,790				
LM9292EUF	P6	Electrically unlocking, outside cylinder, outside lever locks	\$4,650	\$4,760	\$4,772	\$4,790	\$4,790				

⌘ Extended lead time

CYLINDRICAL
DEADBOLTS
MORTISE
MULTIPOINT
INTERCONNECT
TUBULAR
SPECIALTY
PORTABLE
CYLINDERS/KEYS
TOOLS/KITS
MERCHANDISING
FORMS

COMPLETE LOCKS			STANDARD STYLES					M COLLECTION			
 ROSE TRIM All LM9200 functions require handing to be specified Split finishes and designs will be priced at the highest list price of the design and/or finish. Keyed function pricing based on P6 cylinder with open S123 keyway. See page 253 for additional cylinder and keyway options.			03	01	02	01	02	01	02	M51	M52
				-	05	03	05	03	05	M53	M54
				06	07	06	07	06	07	M55	M56
				12	17	12	17	12	17	M61	M63
				18	ACC	18	OME	18	OME	M81	M82
				AST	LAT	ACC	AST	LAT	LON	M83	M84
				LON	MER	LAT	LON			M85	ME1
				OME		MER				ME2	ME3
						Not available in 612		Not available in 613		M57	M62
										Available only in 629 and 630	
FINISHES											
SERIES + FUNCTION			CYL	DESCRIPTION	626	626	605 606 609 612 619 622 625 643e <small>(612 not available on C rose)</small>	613 629 630 <small>(613 not available on C rose)</small>	605 606 609 619 622 625 626 629 630 643e		
LM9293ELF	P6	Electrically locking, outside cylinder, both levers lock			\$4,650	\$4,760	\$4,772	\$4,790	\$4,790		
LM9293EUF	P6	Electrically unlocking, outside cylinder, both levers lock			\$4,650	\$4,760	\$4,772	\$4,790	\$4,790		
KEYED DOUBLE CYLINDER FUNCTIONS					ROSE TRIM						
LM9271F	P6	Classroom Security			\$4,363	\$4,473	\$4,485	\$4,503	\$4,503		
LM9294ELF	P6	Electrically locking outside lever, inside and outside cylinders			\$4,761	\$4,871	\$4,883	\$4,901	\$4,901		
LM9294EUF	P6	Electrically unlocking outside lever, inside and outside cylinders			\$4,761	\$4,871	\$4,883	\$4,901	\$4,901		
LM9295ELF	P6	Electrically locking both levers, inside and outside cylinder			\$4,761	\$4,871	\$4,883	\$4,901	\$4,901		
LM9295EUF	P6	Electrically unlocking both levers, inside and outside cylinder			\$4,761	\$4,871	\$4,883	\$4,901	\$4,901		
UL FIRE RATED HOLLOW METAL DOORS (6'8" - 8'0" DOOR RANGE, SPECIFY HEIGHT ON ORDER)											
NON-KEYED FUNCTIONS					ROSE TRIM						
LM9210M		Passage			\$4,004	\$4,114	\$4,126	\$4,144	\$4,144		
LM9225M		Exit			\$3,840	\$3,950	\$3,962	\$3,980	\$3,980		
LM9290ELM		Electrically locking, no cylinders, outside lever locks			\$4,537	\$4,647	\$4,659	\$4,677	\$4,677		
LM9290EUM		Electrically unlocking, no cylinders, outside lever locks			\$4,537	\$4,647	\$4,659	\$4,677	\$4,677		
LM9291ELM		Electrically locking, no cylinders, both levers locks			\$4,537	\$4,647	\$4,659	\$4,677	\$4,677		
LM9291EUM		Electrified unlock, no cylinders, both levers locks			\$4,537	\$4,647	\$4,659	\$4,677	\$4,677		
KEYED SINGLE CYLINDER FUNCTIONS					ROSE TRIM						
LM9250M	P6	Office/Entry			\$4,250	\$4,360	\$4,372	\$4,390	\$4,390		
LM9256M	P6	Office/Entry w/Automatic Unlocking			\$4,355	\$4,465	\$4,477	\$4,495	\$4,495		

⌘ Extended lead time

COMPLETE LOCKS			STANDARD STYLES				M COLLECTION				
 ROSE TRIM All LM9200 functions require handing to be specified Split finishes and designs will be priced at the highest list price of the design and/or finish. Keyed function pricing based on P6 cylinder with open S123 keyway. See page 253 for additional cylinder and keyway options.			03	01	02	01	02	01	02	M51	M52
				-	05	03	05	03	05	M53	M54
				06	07	06	07	06	07	M55	M56
				12	17	12	17	12	17	M61	M63
			18	ACC	18	OME	18	OME	M81	M82	
			AST	LAT	ACC	AST	LAT	LON	M83	M84	
			LON	MER	LAT	LON			M85	ME1	
			OME		MER				ME2	ME3	
					Not available in 612		Not available in 613		M57	M62	
									Available only in 629 and 630		
SERIES + FUNCTION			CYL	DESCRIPTION	FINISHES						
			626	626	605 606 609 612 619 622 625 643e <small>(612 not available on C rose)</small>	613 629 630 <small>(613 not available on C rose)</small>	605 606 609 619 622 625 626 629 630 643e				
LM9270M	P6	Classroom	\$4,250	\$4,360	\$4,372	\$4,390	\$4,390				
LM9280M	P6	Storeroom	\$4,250	\$4,360	\$4,372	\$4,390	\$4,390				
LM9292ELM	P6	Electrically locking, outside cylinder, outside lever locks	\$4,650	\$4,760	\$4,772	\$4,790	\$4,790				
LM9292EUM	P6	Electrically unlocking, outside cylinder, outside lever locks	\$4,650	\$4,760	\$4,772	\$4,790	\$4,790				
LM9293ELM	P6	Electrically locking, outside cylinder, both levers lock	\$4,650	\$4,760	\$4,772	\$4,790	\$4,790				
LM9293EUM	P6	Electrically unlocking, outside cylinder, both levers lock	\$4,650	\$4,760	\$4,772	\$4,790	\$4,790				
KEYED DOUBLE CYLINDER FUNCTIONS			ROSE TRIM								
LM9271M	P6	Classroom Security	\$4,363	\$4,473	\$4,485	\$4,503	\$4,503				
LM9294ELM	P6	Electrically locking outside lever, inside and outside cylinders	\$4,761	\$4,871	\$4,883	\$4,901	\$4,901				
LM9294EUM	P6	Electrically unlocking outside lever, inside and outside cylinders	\$4,761	\$4,871	\$4,883	\$4,901	\$4,901				
LM9295ELM	P6	Electrically locking both levers, inside and outside cylinder	\$4,761	\$4,871	\$4,883	\$4,901	\$4,901				
LM9295EUM	P6	Electrically unlocking both levers, inside and outside cylinder	\$4,761	\$4,871	\$4,883	\$4,901	\$4,901				

⌘ Extended lead time

CYLINDRICAL
DEADBOLTS
MORTISE
MULTIPOINT
INTERCONNECT
TUBULAR
SPECIALTY
PORTABLE
CYLINDERS/KEYS
TOOLS/KITS
MERCHANDISING
FORMS

COMPLETE LOCKS							M COLLECTION	
<p>ESCUTCHEON TRIM</p> <p>All LM9200 functions require handing to be specified</p> <p>Split finishes and designs will be priced at the highest list price of the design and/ or finish.</p> <p>Keyed function pricing based on P6 cylinder with open S123 keyway. See page 253 for additional cylinder and keyway options.</p>	01	02	01	02	01	02	M51	M52
	03	05	03	05	03	05	M53	M54
	06	07	06	07	06	07	M55	M56
	12	17	12	17	12	17	M61	M63
	18	ACC	18	OME	18	OME	M81	M82
	AST	LAT	ACC	AST	LAT	LON	M83	M84
	LON	MER	LAT	LON			M85	ME1
	OME		MER				ME2	ME3
			Not available in 612		Not available in 613		M57	M62
							Available only in 629 and 630	
SERIES + FUNCTION	CYL	DESCRIPTION	626	605 606 609 612 619 622 625 643e	613 629 630	605 606 609 619 622 625 626 629 630 643e		
NON-FIRE RATED WOOD AND HOLLOW METAL DOORS (6'8" - 10'0 DOOR RANGE, SPECIFY HEIGHT ON ORDER)								
NON-KEYED FUNCTIONS								
LM9210		Passage	\$3,957	\$3,969	\$3,987	\$3,987		
LM9290EL		Electrically locking, no cylinders, outside lever locks	\$4,490	\$4,502	\$4,520	\$4,520		
LM9290EU		Electrically unlocking, no cylinders, outside lever locks	\$4,490	\$4,502	\$4,520	\$4,520		
LM9291EL		Electrically locking, no cylinders, both levers locks	\$4,490	\$4,502	\$4,520	\$4,520		
LM9291EU		Electrically unlocking, no cylinders, both levers locks	\$4,490	\$4,502	\$4,520	\$4,520		
KEYED SINGLE CYLINDER FUNCTIONS								
LM9250	P6	Office/Entry	\$4,203	\$4,215	\$4,233	\$4,233		
LM9256	P6	Office/Entry w/Automatic Unlocking	\$4,308	\$4,320	\$4,338	\$4,338		
LM9270	P6	Classroom	\$4,203	\$4,215	\$4,233	\$4,233		
LM9280	P6	Storeroom	\$4,203	\$4,215	\$4,233	\$4,233		
LM9292EL	P6	Electrically locking, outside cylinder, outside lever locks	\$4,603	\$4,615	\$4,633	\$4,633		
LM9292EU	P6	Electrically unlocking, outside cylinder, outside lever locks	\$4,603	\$4,615	\$4,633	\$4,633		
LM9293EL	P6	Electrically locking, outside cylinder, both levers lock	\$4,603	\$4,615	\$4,633	\$4,633		
LM9293EU	P6	Electrically unlocking, outside cylinder, both levers lock	\$4,603	\$4,615	\$4,633	\$4,633		
KEYED DOUBLE CYLINDER FUNCTIONS								
LM9271	P6	Classroom Security	\$4,316	\$4,328	\$4,346	\$4,346		
LM9294EL	P6	Electrically locking outside lever, inside and outside cylinders	\$4,714	\$4,726	\$4,744	\$4,744		
LM9294EU	P6	Electrically unlocking outside lever, inside and outside cylinders	\$4,714	\$4,726	\$4,744	\$4,744		
LM9295EL	P6	Electrically locking both levers, inside and outside cylinder	\$4,714	\$4,726	\$4,744	\$4,744		
LM9295EU	P6	Electrically unlocking both levers, inside and outside cylinder	\$4,714	\$4,726	\$4,744	\$4,744		

⌘ Extended lead time

COMPLETE LOCKS							M COLLECTION	
<p>ESCUTCHEON TRIM</p> <p>All LM9200 functions require handing to be specified</p> <p>Split finishes and designs will be priced at the highest list price of the design and/ or finish.</p> <p>Keyed function pricing based on P6 cylinder with open S123 keyway. See page 253 for additional cylinder and keyway options.</p>	01	02	01	02	01	02	M51	M52
	03	05	03	05	03	05	M53	M54
	06	07	06	07	06	07	M55	M56
	12	17	12	17	12	17	M61	M63
	18	ACC	18	OME	18	OME	M81	M82
	AST	LAT	ACC	AST	LAT	LON	M83	M84
	LON	MER	LAT	LON			M85	ME1
	OME		MER				ME2	ME3
			Not available in 612		Not available in 613		M57	M62
							Available only in 629 and 630	
SERIES + FUNCTION	CYL	DESCRIPTION	626	605 606 609 612 619 622 625 643e	613 629 630	605 606 609 619 622 625 626 629 630 643e		
UL FIRE RATED WOOD DOORS (6'8" - 8'0" DOOR RANGE, SPECIFY HEIGHT ON ORDER)								
NON-KEYED FUNCTIONS								
LM9210F	Passage		\$4,143	\$4,155	\$4,173	\$4,173		
LM9290ELF	Electrically locking, no cylinders, outside lever locks		\$4,676	\$4,688	\$4,706	\$4,706		
LM9290EUF	Electrically unlocking, no cylinders, outside lever locks		\$4,676	\$4,688	\$4,706	\$4,706		
LM9291ELF	Electrically locking, no cylinders, both levers locks		\$4,676	\$4,688	\$4,706	\$4,706		
LM9291EUF	Electrically unlocking, no cylinders, both levers locks		\$4,676	\$4,688	\$4,706	\$4,706		
KEYED SINGLE CYLINDER FUNCTIONS								
LM9250F	P6	Office/Entry	\$4,389	\$4,401	\$4,419	\$4,419		
LM9256F	P6	Office/Entry w/Automatic Unlocking	\$4,494	\$4,506	\$4,524	\$4,524		
LM9270F	P6	Classroom	\$4,389	\$4,401	\$4,419	\$4,419		
LM9280F	P6	Storeroom	\$4,389	\$4,401	\$4,419	\$4,419		
LM9292ELF	P6	Electrically locking, outside cylinder, outside lever locks	\$4,789	\$4,801	\$4,819	\$4,819		
LM9292EUF	P6	Electrically unlocking, outside cylinder, outside lever locks	\$4,789	\$4,801	\$4,819	\$4,819		
LM9293ELF	P6	Electrically locking, outside cylinder, both levers lock	\$4,789	\$4,801	\$4,819	\$4,819		
LM9293EUF	P6	Electrically unlocking, outside cylinder, both levers lock	\$4,789	\$4,801	\$4,819	\$4,819		
KEYED DOUBLE CYLINDER FUNCTIONS								
LM9271F	P6	Classroom Security	\$4,502	\$4,514	\$4,532	\$4,532		
LM9294ELF	P6	Electrically locking outside lever, inside and outside cylinders	\$4,900	\$4,912	\$4,930	\$4,930		
LM9294EUF	P6	Electrically unlocking outside lever, inside and outside cylinder	\$4,900	\$4,912	\$4,930	\$4,930		
LM9295ELF	P6	Electrically locking both levers, inside and outside cylinder	\$4,900	\$4,912	\$4,930	\$4,930		
LM9295EUF	P6	Electrically unlocking both levers, inside and outside cylinder	\$4,900	\$4,912	\$4,930	\$4,930		

Extended lead time

CYLINDRICAL
DEADBOLTS
MORTISE
MULTIPOINT
INTERCONNECT
TUBULAR
SPECIALTY
PORTABLE
CYLINDERS/KEYS
TOOLS/KITS
MERCHANDISING
FORMS

COMPLETE LOCKS							M COLLECTION	
<p>ESCUTCHEON TRIM</p> <p>All LM9200 functions require handing to be specified</p> <p>Split finishes and designs will be priced at the highest list price of the design and/ or finish.</p> <p>Keyed function pricing based on P6 cylinder with open S123 keyway. See page 253 for additional cylinder and keyway options.</p>	01	02	01	02	01	02	M51	M52
	03	05	03	05	03	05	M53	M54
	06	07	06	07	06	07	M55	M56
	12	17	12	17	12	17	M61	M63
	18	ACC	18	OME	18	OME	M81	M82
	AST	LAT	ACC	AST	LAT	LON	M83	M84
	LON	MER	LAT	LON			M85	ME1
OME		MER				ME2	ME3	
			Not available in 612		Not available in 613		M57	M62
							Available only in 629 and 630	
SERIES + FUNCTION			626	605 606 609 612 619 622 625 643e	613 629 630	605 606 609 619 622 625 626 629 630 643e		
CYL DESCRIPTION								
UL FIRE RATED HOLLOW METAL DOORS (6'8" - 8'0" DOOR RANGE, SPECIFY HEIGHT ON ORDER)								
NON-KEYED FUNCTIONS								
LM9210M	Passage		\$4,143	\$4,155	\$4,173	\$4,173		
LM9290ELM	Electrically locking, no cylinders, outside lever locks		\$4,676	\$4,688	\$4,706	\$4,706		
LM9290EUM	Electrically unlocking, no cylinders, outside lever locks		\$4,676	\$4,688	\$4,706	\$4,706		
LM9291ELM	Electrically locking, no cylinders, both levers locks		\$4,676	\$4,688	\$4,706	\$4,706		
LM9291EUM	Electrified unlock, no cylinders, both levers locks		\$4,676	\$4,688	\$4,706	\$4,706		
KEYED SINGLE CYLINDER FUNCTIONS								
LM9250M	P6	Office/Entry	\$4,389	\$4,401	\$4,419	\$4,419		
LM9256M	P6	Office/Entry w/Automatic Unlocking	\$4,494	\$4,506	\$4,524	\$4,524		
LM9270M	P6	Classroom	\$4,389	\$4,401	\$4,419	\$4,419		
LM9280M	P6	Storeroom	\$4,389	\$4,401	\$4,419	\$4,419		
LM9292ELM	P6	Electrically locking, outside cylinder, outside lever locks	\$4,789	\$4,801	\$4,819	\$4,819		
LM9292EUM	P6	Electrically unlocking, outside cylinder, outside lever locks	\$4,789	\$4,801	\$4,819	\$4,819		
LM9293ELM	P6	Electrically locking, outside cylinder, both levers lock	\$4,789	\$4,801	\$4,819	\$4,819		
LM9293EUM	P6	Electrically unlocking, outside cylinder, both levers lock	\$4,789	\$4,801	\$4,819	\$4,819		
KEYED DOUBLE CYLINDER FUNCTIONS								
LM9271M	P6	Classroom Security	\$4,502	\$4,514	\$4,532	\$4,532		
LM9294ELM	P6	Electrically locking outside lever, inside and outside cylinders	\$4,900	\$4,912	\$4,930	\$4,930		
LM9294EUM	P6	Electrically unlocking outside lever, inside and outside cylinder	\$4,900	\$4,912	\$4,930	\$4,930		
LM9295ELM	P6	Electrically locking both levers, inside and outside cylinder	\$4,900	\$4,912	\$4,930	\$4,930		
LM9295EUM	P6	Electrically unlocking both levers, inside and outside cylinder	\$4,900	\$4,912	\$4,930	\$4,930		

Extended lead time

COMPLETE LOCKS

CYLINDER ADJUSTMENTS

Keyed locks on the previous pages are priced including the P6 cylinder with open keyway. Provided below are pricing adjustments based on other available cylinder types. For Primus and Primus XP cylinders, order lock less cylinder and order the Primus or Primus XP cylinder separately.

For complete details on cylinders, tailpieces, keying and keys, including cylinders sold separate, see the [Cylinders](#) and [Keys](#) sections at the back of this book.

CYLINDER ADJUSTMENTS					
Restricted keyways include: Everest 29 R and T keyways, Everest B and D keyways and Classic (Reverse/Quad/Numbered) keyways					
Description	Specify	Single cylinder function Price adjustment		Double cylinder function Price adjustment	
		Open	Restricted	Open	Restricted
Conventional 6-pin	P6	\$0.00	\$24.00	\$0.00	\$48.00
Conventional 6-pin cylinder, keyed 5	P	\$0.00	\$24.00	\$0.00	\$48.00
Conventional Everest SL 7-pin cylinder	Z	N/A	\$24.00	N/A	\$48.00
Less conventional cylinder	L	-\$101.00		-\$202.00	
Concealed cylinder, 6-pin/keyed 5	C	\$43.00	\$67.00	\$86.00	\$134.00
Concealed cylinder, 6-pin	C6	\$43.00	\$67.00	\$86.00	\$134.00
Less concealed cylinder	W	-\$101.00		-\$202.00	
Conventional Primus/Primus XP cylinder	Order separately (Restricted keyways only, see Cylinders section)				
Full size interchangeable core (FSIC)	R	\$92.00	\$116.00	\$184.00	\$232.00
Full size construction core (requires 50-231 handling charge of \$13.00 per cylinder)	T	\$92.00	N/A	\$184.00	N/A
Full size interchangeable core Everest SL 7-pin cylinder	M	N/A	\$116.00	N/A	\$232.00
Less full size interchangeable core (FSIC)	J	\$0.00		\$0.00	
Full size interchangeable Primus/Primus XP core	Order separately (Restricted keyways only, see Cylinders section)				
Small format 7-pin interchangeable core	G	N/A	\$109.00	N/A	\$218.00
Small format interchangeable disposable construction core (SFIC)	H	\$56.00	N/A	\$112.00	N/A
Small format interchangeable construction core (SFIC)	BDC	-\$12.00	N/A	-\$24.00	N/A
Less small format interchangeable core (SFIC)	B	-\$7.00		-\$14.00	

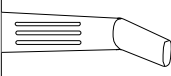
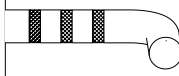
Control keys are not furnished with locks and must be purchased separately. See [Keys & Keying](#).

Construction cores (T and H) have an additional handling charge 50-231

COMPLETE LOCKS

STYLE OPTIONS

Specify on order only if requesting an option other than the default

MILLED PATTERN	KNURLED PATTERN	OPTIONAL	
		Specify	Price adjustment per lever

TACTILE WARNING				
01	Milled		801	\$62.00
02		Knurled	802	\$62.00
03		Knurled	803	\$62.00
05	Milled		805	\$62.00
06	Milled		806	\$62.00
07	Milled		807	\$62.00
12	Milled		812	\$62.00
17	Milled		817	\$62.00
18	Milled		818	\$62.00
M51		Knurled	851	\$62.00
M52		Knurled	852	\$62.00
M81		Knurled	881	\$62.00
ME1	Milled		8E1	\$62.00
ME2	Milled		8E2	\$62.00
ME3	Milled		8E3	\$62.00

FOLGER ADAM CO® LEVER TRAK™		
Modified inside and outside 03 lever for Folger Adam Co.® Lever Trak™. Specify lever design as 503. Available rose trim only, not available 629 or 630 finish.	503	\$133.00

ANTIMICROBIAL COATING		
Rose trim: Adds silver-ion based antimicrobial coating to inside lever, bushing, rose & thumbturn and outside lever, bushing, rose, cylinder ring, and cylinder faceplate. Escutcheon trim: Adds silver-ion based antimicrobial coating to inside lever, bushing, escutcheon & thumbturn and outside lever, bushing, escutcheon, and cylinder face plate. Specify finish as either 626AM or 630AM.	626AM or 630AM	\$65.60

COMPLETE LOCKS
DOOR DIMENSIONS
DOOR THICKNESS

- Specify door thickness and extended on order only if different than 1-3/4" thick door
- Specify door thickness in 1/4" increments except for 1-3/8" thick doors
- If extended option is not specified, order will be shipped Extended Equal (EE)
- Other extended options include: Extended Outside (EO), Extended Inside (EI) and Extended Different (ED).

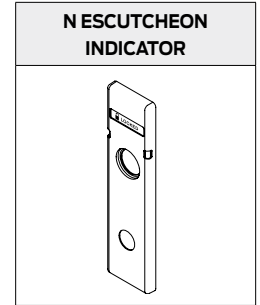
NON-STANDARD DOOR THICKNESS	
RESTRICTIONS	
	Maximum door thickness
Rose trim	4"
L escutcheon	4"
N escutcheon	2-3/8"
LM9280	1-3/4"

RESTRICTIONS							
Small format interchangeable cores (B, BDC, G, H suffix) maximum door thickness							
Single cylinder function				Double cylinder function			
Extended equally	Extended outside	Extended inside	Extended different	Extended equally	Extended outside	Extended inside	Extended different
2-1/2"	2"	N/A	N/A	2-1/2"	2"	2"	N/A

Door thickness	EXTENDED EQUALLY (EE)			EXTENDED INSIDE (EI) Not available for LM9291, LM9293, LM9295			EXTENDED OUTSIDE (EO) Not available for LM9291, LM9293, LM9295		
	Non-keyed functions	Single cylinder functions	Double cylinder functions	Non-keyed functions	Single cylinder functions	Double cylinder functions	Non-keyed functions	Single cylinder functions	Double cylinder functions
	Door thickness adder								
2"	\$0	\$0	\$0	\$0	\$0	\$0	\$0	\$0	\$0
2-1/4"	\$0	\$0	\$0	\$0	\$0	\$0	\$0	\$0	\$0
2-1/2"	\$0	\$0	\$0	\$0	\$0	\$0	\$0	\$0	\$0
2-3/4"	\$130	\$639	\$1,142	\$130	\$130	\$639	\$130	\$639	\$639
3"	\$130	\$639	\$1,142	\$130	\$130	\$639	\$130	\$639	\$639
3-1/4"	\$130	\$639	\$1,142	\$130	\$130	\$639	\$130	\$639	\$639
3-1/2"	\$130	\$639	\$1,142	\$130	\$130	\$639	\$130	\$639	\$639
3-3/4"	\$130	\$639	\$1,142	\$130	\$130	\$639	\$130	\$639	\$639
4"	\$130	\$639	\$1,142	\$130	\$130	\$639	\$130	\$639	\$639

COMPLETE LOCKS

OPTIONS


INDICATORS

- 180 degree visibility, for N escutcheon trim only
- Indicator option available for one side of door only - inside or outside

	OPTIONAL INDICATORS							
	🔒 LOCKED		OCCUPIED		DO NOT DISTURB		🔒	
	🔓 UNLOCKED		VACANT				🔓	
	Specify	Price adj	Specify	Price adj	Specify	Price adj	Specify	Price adj
INSIDE OF DOOR	L283-711	\$136.00	L283-712	\$136.00	L283-713	\$136.00	L283-714	\$136.00
OUTSIDE OF DOOR	L283-721	\$136.00	L283-722	\$136.00	L283-723	\$136.00	L283-724	\$136.00

FUNCTION	LOCKED/ UNLOCKED	OCCUPIED/ VACANT	DO NOT DISTURB	LOCKED/ UNLOCKED SYMBOLS	LOCKED/ UNLOCKED	OCCUPIED/ VACANT	DO NOT DISTURB	LOCKED/ UNLOCKED SYMBOLS
	INSIDE OF DOOR				OUTSIDE OF DOOR			
KEYLESS FUNCTIONS								
LM9210	N/A	N/A	N/A	N/A	N/A	N/A	N/A	N/A
LM9290EL	N/A	N/A	N/A	N/A	N/A	N/A	N/A	N/A
LM9290EU	N/A	N/A	N/A	N/A	N/A	N/A	N/A	N/A
LM9291EL	N/A	N/A	N/A	N/A	N/A	N/A	N/A	N/A
LM9291EU	N/A	N/A	N/A	N/A	N/A	N/A	N/A	N/A
KEYED, SINGLE CYLINDER FUNCTIONS								
LM9250	L283-711	L283-712	L283-713	L283-714	L283-721	L283-722	L283-723	L283-724
LM9256	L283-711	L283-712	L283-713	L283-714	L283-721	L283-722	L283-723	L283-724
LM9270	N/A	N/A	N/A	N/A	L283-721	L283-722	L283-723	L283-724
LM9280	N/A	N/A	N/A	N/A	N/A	N/A	N/A	N/A
LM9292EL	N/A	N/A	N/A	N/A	N/A	N/A	N/A	N/A
LM9292EU	N/A	N/A	N/A	N/A	N/A	N/A	N/A	N/A
LM9293EL	N/A	N/A	N/A	N/A	N/A	N/A	N/A	N/A
LM9293EU	N/A	N/A	N/A	N/A	N/A	N/A	N/A	N/A
KEYED, DOUBLE CYLINDER FUNCTIONS								
LM9271	L283-711	L283-712	L283-713	L283-714	L283-721	L283-722	L283-723	L283-724
LM9294EL	N/A	N/A	N/A	N/A	N/A	N/A	N/A	N/A
LM9294EU	N/A	N/A	N/A	N/A	N/A	N/A	N/A	N/A
LM9295EL	N/A	N/A	N/A	N/A	N/A	N/A	N/A	N/A
LM9295EU	N/A	N/A	N/A	N/A	N/A	N/A	N/A	N/A



COMPLETE LOCKS

OPTIONS

THUMBTURN		
Description	Specify	Price adj.
Large ADA thumbturn option	09-509 x L583-363	\$0.00
Basic thumbturn option	09-509	\$0.00
BUY AMERICA ACT		
Description	Specify	Price adj.
Buy America Act Compliant	BAA	\$25.00

☞ Extended lead time

COMPLETE LOCKS

LOCKS LESS COMPONENTS

- LM9200 Series locks ordered less all components are furnished as lock cases. See LM9200 Parts > [Lock Cases](#).
- Locks less lock case are furnished less cylinder(s) and armor front. Included are complete sets of outside and inside trim with spring cages, spindles, mounting screws and thru-bolts as required for the function specified.
- Deductions are applied to complete lock prices.

LOCKS LESS COMPONENTS		
Description	Specify	Price adjustment
Less each knob or lever (inside only)	LLL for knob/lever design	-\$35.00
Less each rose or inside escutcheon	LLL for rose/escutcheon design	-\$35.00
Less complete trim outside (Rose trim only. Less complete inside trim not allowed.) L283-150 furnished to mount inside trim when lock is ordered less outside trim for rose designs only (add \$51.50 per lock).	LLL for complete trim outside	-\$70.00
Less bottom latch	LBL	-\$153.00

COMPLETE LOCKS KEYING

Specify on order only if requesting an option other than the default. Control keys are not furnished with locks and must be purchased separately. See [Keys section](#) at the back of this book.

For complete details on cylinders, tailpieces, keying and keys, see the [Cylinders](#) and [Keys](#) sections at the back of this book.

KEYING		Default	Optional	Default	Optional	Default	Optional	Default	Optional	Default	Optional	Default	Optional	Default	Optional
Specify	Description	P6	P	Z	C	C6	R	T	M	G	H				
KD	Keyed different	▪	▪				▪								
KA-0BIT	Keyed alike 0 bitted		▪	▪											
KA-1BIT	Keyed alike 1 bitted						▪								
KAGRP	Keyed alike by group	▪	▪					▪							
KAQTY	Keyed alike by qty	▪	▪												
KEYSPECIFIC	Keyed alike to specific combination	▪	▪					▪							
MK	Master keyed	▪	▪	▪				▪		▪	▪				
SPLIT	Split key construction keyed	▪													
RCK	Lost ball construction keyed			▪											
RMK	Residential master keyed			▪											
RCK/RMK	Lost ball construction keyed and res. master keyed			▪											
ICC	Construction keyed, (default)							▪							
ICA	Construction keyed, (if specified)								▪						
ICB	Construction keyed, (if specified)									▪					
BRN	Construction keyed, Brown (default)													▪	
GRN	Construction keyed, Green (if specified)														▪

KEYWAY												
Specify keyway	Keyway family	Default keyway		P6	P	Z	C	C6	T	M	G	H
		Non-masterkeyed	Masterkeyed									
[]	Everest 29 S (Open)	S123	S145	▪				▪				
[]	Obverse (Open)	C	E	▪	▪			▪	▪			
[]	Everest C (Open)	C123	C145	▪				▪				
[]	Everest D (Restricted)	D123	D145	▪				▪				
[]	Everest 29 T (Restricted)	T123	T145	▪				▪				
[]	Quad (Restricted)	Customer directed		▪				▪				
[]	Numbered (Restricted)	Customer directed		▪				▪				
[]	Reverse (Restricted)	Customer directed		▪				▪				
[]	Everest B (Restricted)	N/A	B125			▪				▪	▪	
[]	Everest 29 R (Restricted)	N/A	R125			▪				▪	▪	
[]	Best	A	N/A									▪

For a complete list of keying related charges, see the [Cylinders](#) and [Keys](#) sections at the back of this book. Keys must be ordered separately for all construction keyed options.

PARTS

LEVERS													
Ⓜ Extended factory lead time Ⓜ Specify handing		Available finishes											
Style	Lever and knob style	605	606	609	612	613	619	622	625	626	629	630	643e
Standard	01Ⓜ, 02Ⓜ, 03 ¹ , 05Ⓜ, 06, 07, 12Ⓜ, 17, 18, OMEⓂ	▪	▪	▪	▪	▪	▪	▪	▪	▪	▪	▪	▪
	LATⓂ, LONⓂ	▪	▪	▪	N/A	N/A	▪	▪	▪	▪	▪	▪	▪
	ACCⓂ, ASTⓂ, MERⓂ, STAⓂ	▪	▪	▪	N/A	N/A	▪	▪	▪	▪	N/A	N/A	▪
M Collection	M51, M52, M53Ⓜ, M54Ⓜ, M55Ⓜ, M56Ⓜ, M61Ⓜ, M63Ⓜ, M81, M82Ⓜ, M83Ⓜ, M84Ⓜ, M85Ⓜ, ME1Ⓜ, ME2Ⓜ, ME3Ⓜ	▪	▪	▪	N/A	N/A	▪	▪	▪	▪	▪	▪	▪
	M57Ⓜ, M62Ⓜ	N/A	N/A	N/A	N/A	N/A	N/A	N/A	N/A	▪	▪	N/A	▪
Description	Specify				Standard lever/ knob design		M Collection						
	Part number	Lever style	Finish	Door thickness									
Outside lever, retaining clip, insertion tool	09-401	.[Lever]	.[Finish]	.[]			\$230.00	\$248.00					
Inside lever+bushing, mounting plate, screw pack, spanner wrench	09-402	.[Lever]	.[Finish]	.[]			\$230.00	\$248.00					
¹ Available modified for Folger Adam Co.® Lever Track™. Specify 503 lever style and add \$133.00. Not available in 629 or 630 finish. 09-401 and 09-402 also available in 626AM and 630AM finishes. Add \$32.80 to part price.													

ROSES													
		Available finishes											
Style	Lever and knob style	605	606	609	612	613	619	622	625	626	629	630	643e
Standard	A, B, C	▪	▪	▪	▪	▪	▪	▪	▪	▪	▪	▪	▪
Decorative	MER, AVA	▪	▪	▪	N/A	N/A	▪	▪	▪	▪	N/A	N/A	▪
Description	Specify				Standard and M Collection								
	Part number	Lever/knob style	Rose	Finish									
Inside rose (includes mounting plate and screws)	09-403	.[Lever]	.[Rose]	.[Finish]		\$130.00							
Outside rose and bushing	09-404	.[Lever]	.[Rose]	.[Finish]		\$130.00							
Blank outside rose (not available MER or AVA)	09-508	.[Lever]	.[Rose]	.[Finish]		\$130.00							

ESCUTCHEONS													
		Available finishes											
		605	606	609	612	613	619	622	625	626	629	630	643e
		▪	▪	▪	▪	▪	▪	▪	▪	▪	▪	▪	▪
OUTSIDE ESCUTCHEON & BUSHING													
Description	Specify				L escutcheon	N escutcheon							
	Part number	Lever style	Escutcheon style	Finish									
Blank x lever	09-636	.[Lever]	.[N or L]	.[Finish]	\$230.00	\$230.00							
Emergency turn x lever	09-637	.[Lever]	.[N or L]	.[Finish]	\$230.00	\$230.00							
Concealed cylinder x lever	09-638	.[Lever]	.[N or L]	.[Finish]	\$230.00	\$230.00							
Full face cylinder x lever	09-639	.[Lever]	.[N or L]	.[Finish]	\$230.00	\$230.00							
INSIDE ESCUTCHEON													
Description	Specify					L escutcheon	N escutcheon						
	Part number	Lever style	Escutcheon style	Finish	Door thickness								
Blank x lever or knob for 1-3/8" to 4" thick doors	09-632	.[Lever]	.[N or L]	.[Finish]	-	\$230.00	\$230.00						

 CYLINDRICAL
 DEADBOLTS
 MORTISE
 MULTIPOINT
 INTERCONNECT
 TUBULAR
 SPECIALTY
 PORTABLE
 CYLINDERS/KEYS
 TOOLS/KITS
 MERCHANDISING
 FORMS

PARTS

LM9200 SERIES

INSIDE ESCUTCHEON							
Description	Specify					L escutcheon	N escutcheon
	Part number	Lever style	Escutcheon style	Finish	Door thickness		
Thumbturn x lever for 1-3/8" to 2-1/2" thick doors (uses ADA thumbturn 09-544). 612 and 613 finishes not available on ADA thumbturn 09-544. Large ADA thumbturn will be used (09-509 x L583-363) when 612 or 613 is specified.	09-633	.[Lever]	.[N or L]	.[Finish]	.[Door thickness]	\$230.00	\$230.00
Thumbturn x blank for 1-3/8" to 2-1/2" thick doors (uses ADA thumbturn 09-544). 612 and 613 finishes not available on ADA thumbturn 09-544. Large ADA thumbturn will be used (09-509 x L583-363) when 612 or 613 is specified.	09-634	.[Lever]	.[N or L]	.[Finish]	.[Door thickness]	\$230.00	N/A
Full face cylinder x lever or 1-3/8" to 4" thick doors	09-635	.[Lever]	.[N or L]	.[Finish]	-	\$230.00	\$230.00
Concealed cylinder x lever	L583-187	.[Lever]	.[N or L]	.[Finish]	-	\$230.00	N/A

OUTSIDE LEVER AND ROSE/ESCUTCHEON ASSEMBLIES																						
☒ Extended factory lead time ☞ Specify handing											Available finishes											
Style	Lever and knob design										605	606	609	612	613	619	622	625	626	629	630	643e
Standard	01☒, 02☒, 03, 05☒, 06, 07, 12☞, 17, 18, OME☒										▪	▪	▪	▪	▪	▪	▪	▪	▪	▪	▪	▪
	LAT☒, LON☒										▪	▪	▪	N/A	N/A	▪	▪	▪	▪	▪	▪	▪
	ACC☞, AST☞, MER☞, STA☞										▪	▪	▪	N/A	N/A	▪	▪	▪	▪	N/A	N/A	▪
M Collection	M51, M52, M53☒, M54☒, M55☒, M56☒, M61☞, M63☞, M81, M82☒, M83☒, M84☒, M85☞, ME1☞, ME2☞, ME3☒										▪	▪	▪	N/A	N/A	▪	▪	▪	▪	▪	▪	▪
	M57☞, M62☒										N/A	N/A	N/A	N/A	N/A	N/A	N/A	N/A	N/A	▪	▪	N/A

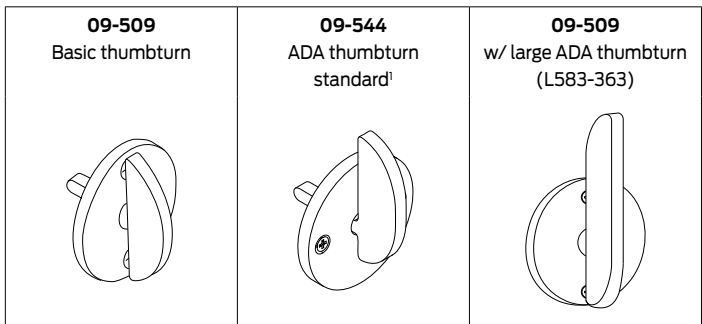
WITH A, B OR C ROSE						
Description	Specify				Standard lever design	M Collection
	Part number	Lever style	Rose style	Finish		
Outside Lever assembly	09-506	.[Lever]	.[A, B or C]	.[]	\$255.00	\$275.00

WITH AVANTI OR MERANO ROSE						
Description	Specify				Standard lever design	M Collection
	Part number	Lever style	Rose style	Finish		
Outside lever assembly for AST with Avanti rose or MER with Merano rose only	09-655	.[Lever]	.[AST or MER]	.[]	\$255.00	N/A

WITH L OR N ESCUTCHEON						
Description	Specify				Standard lever design	M Collection
	Part number	Lever style	Escutcheon style	Finish		
Blank	09-550	.[Lever]	.[N or L]	.[]	\$341.00	\$360.00
Emergency turn	09-551	.[Lever]	.[N or L]	.[]	\$341.00	\$360.00
Concealed cylinder (L escutcheon only)	09-552	.[Lever]	.[N or L]	.[]	\$341.00	\$360.00
Full face cylinder	09-553	.[Lever]	.[N or L]	.[]	\$341.00	\$360.00

PARTS

ARMOR FRONTS	Available finishes											
	605	606	609	612	613	619	622	625	626	629	630	643e
	▪	▪	▪	▪	▪	▪	▪	▪	▪	▪	▪	▪
Description	Specify		Price each									
	Part number	Finish										
LM9200 Armor Front	24594970	.[Finish]	\$90.80									
Armor front screws; contains (2) K510-210, #8-32 x 1/4" MS PFH; specify finish as xx	K110-020	.[Finish]	\$1.10									



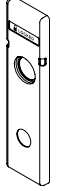




THUMBTURNS												
BASIC THUMBTURNS (OPTIONAL)	Available finishes											
	605	606	609	612	613	619	622	625	626	629	630	643e
	▪	▪	▪	▪	▪	▪	▪	▪	▪	▪	▪	▪
Description	Specify		Price each									
	Part number	Finish										
Basic thumbturn for sectional trim, 1-3/8"- 1-7/8" door range, extended equally	09-509-027	.[Finish]	\$90.60									
Basic thumbturn for sectional trim, >1-7/8"- 2-3/8" door range, extended equally	09-509-033	.[Finish]	\$90.60									
Basic thumbturn for sectional trim, >2-3/8"- 2-7/8" door range, extended equally	09-509-040	.[Finish]	\$90.60									
Basic thumbturn for sectional trim, >2-7/8"- 3-5/8" door range, extended equally	09-509-047	.[Finish]	\$90.60									
ADA THUMBTURNS FOR SECTIONAL TRIM For 612 or 613 finishes, use Large ADA thumbturn 09-500 x L583-363. Also specify 09-509 x L583-363 for thick door applications.	Available finishes											
	605	606	609	612	613	619	622	625	626	629	630	643e
	▪	▪	▪	N/A	N/A	▪	▪	▪	▪	▪	▪	▪
Description	Specify		Price each									
	Part number	Finish										
ADA thumbturn for sectional trim, 1-3/8"- 1-7/8" door range, extended equally	09-544-027	.[Finish]	\$90.60									
ADA thumbturn for sectional trim, >1-7/8"- 2-3/8" door range, extended equally	09-544-033	.[Finish]	\$90.60									
ADA thumbturn for sectional trim, >2-3/8"- 2-7/8" door range, extended equally	09-544-040	.[Finish]	\$90.60									
ADA thumbturn for sectional trim, >2-7/8"- 3-5/8" door range, extended equally	09-544-047	.[Finish]	\$90.60									
LARGE ADA THUMBTURN	Available finishes											
	605	606	609	612	613	619	622	625	626	629	630	643e
	▪	▪	▪	▪	▪	▪	▪	▪	▪	▪	▪	▪
Description	Specify		Price each									
	Part number	Finish										
Large ADA thumbturn for sectional trim, 1-3/8"- 1-7/8" door range, extended equally	09-509-027xL583-363	.[Finish]	\$90.60									
Basic thumbturn for sectional trim, >1-7/8"- 2-3/8" door range, extended equally	09-509-033xL583-363	.[Finish]	\$90.60									
Basic thumbturn for sectional trim, >2-3/8"- 2-7/8" door range, extended equally	09-509-040xL583-363	.[Finish]	\$90.60									
Basic thumbturn for sectional trim, >2-7/8"- 3-5/8" door range, extended equally	09-509-047xL583-363	.[Finish]	\$90.60									

 CYLINDRICAL
DEADBOLTS
MORTISE
MULTIPOINT
INTERCONNECT
TUBULAR
SPECIALTY
PORTABLE
CYLINDERS/KEYS
TOOLS/KITS
MERCHANDISING
FORMS



PARTS

LM9200 SERIES

OCCUPANCY INDICATOR - 180 DEGREE VISIBILITY				
N ESCUTCHEON INDICATOR	AVAILABLE MESSAGES			
	 LOCKED	OCCUPIED	DO NOT DISTURB	
	 UNLOCKED	VACANT		
	LOCKED/OCCUPIED/DO NOT DISTURB/ lock symbol is white text on red background UNLOCKED/VACANT/unlocked symbol is black text on white background			

OCCUPANCY INDICATORS - 180 DEGREE VISIBILITY FOR N ESCUTCHEON TRIM Addition of indicator may require additional door preparation. See installation instructions online for details.	Available finishes											
	605	606	609	612	613	619	622	625	626	629	630	643e
	▪	▪	▪	▪	▪	▪	▪	▪	▪	▪	▪	▪

ESCUTCHEON TRIM - CYLINDER TRIM, FOR INSIDE OF DOOR			
Description	Specify		Price each
	Part number	Finish	
Indicator, N escutcheon, inside cylinder - LOCKED/UNLOCKED	L283-433	.[Finish]	\$314.00
Indicator, N escutcheon, inside cylinder - OCCUPIED/VACANT	L283-434	.[Finish]	\$314.00
Indicator, N escutcheon, inside cylinder - DO NOT DISTURB	L283-435	.[Finish]	\$314.00
Indicator, N escutcheon, inside cylinder - symbols only	L283-436	.[Finish]	\$314.00

ESCUTCHEON TRIM - THUMBTURN TRIM, FOR INSIDE OF DOOR			
Description	Specify		Price each
	Part number	Finish	
Indicator, N escutcheon, thumbturn - LOCKED/UNLOCKED	L283-437	.[Finish]	\$314.00
Indicator, N escutcheon, thumbturn -OCCUPIED/VACANT	L283-438	.[Finish]	\$314.00
Indicator, N escutcheon, thumbturn - DO NOT DISTURB	L283-439	.[Finish]	\$314.00
Indicator, N escutcheon, thumbturn - symbols only	L283-440	.[Finish]	\$314.00
Optional thumbturn: For large ADA thumbturn add L583-363 to the part number above. Example L283-437.L583-363.626	L583-363 suffix		\$0.00

ESCUTCHEON TRIM - CYLINDER TRIM, FOR OUTSIDE OF DOOR				
Extended lead time required except for 03, 06 or 17 levers in 626 or 630 finish				
Description	Specify			Price each
	Part number	Lever	Finish	
Indicator, N escutcheon, outside cylinder - LOCKED/UNLOCKED	L283-429	.[Lever]	.[Finish]	\$423.00
Indicator, N escutcheon, outside cylinder - VACANT/OCCUPIED	L283-430	.[Lever]	.[Finish]	\$423.00
Indicator, N escutcheon, outside cylinder - DO NOT DISTURB	L283-431	.[Lever]	.[Finish]	\$423.00
Indicator, N escutcheon, outside cylinder - symbols only	L283-432	.[Lever]	.[Finish]	\$423.00

PARTS

ESCUTCHEON THRU-BOLTS	Available finishes											
	605	606	609	612	613	619	622	625	626	629	630	643e
	▪	▪	▪	▪	▪	▪	▪	▪	▪	▪	▪	▪

L ESCUTCHEON THRU-BOLTS: TWO REQUIRED PER LOCK			
Description	Specify		Price each
	Part number	Finish	
L escutcheon thru bolts for 1-3/4" door thickness	L583-120	.[Finish]	\$8.00
L escutcheon thru bolts for 2" door thickness	L583-121	.[Finish]	\$8.00
L escutcheon thru bolts for 2-1/4" door thickness	L583-122	.[Finish]	\$8.00
L escutcheon thru bolts for 2-1/2" door thickness	L583-123	.[Finish]	\$9.30
N ESCUTCHEON THRU-BOLTS: TWO REQUIRED PER LOCK			
Description	Specify		Price each
	Part number	Finish	
N escutcheon thru bolts for 1-3/4" door thickness	K510-389	.[Finish]	\$9.30
N escutcheon thru bolts for 2" to 2-1/4" door thickness	K510-390	.[Finish]	\$9.30

L MOUNTING POSTS (FERRULES): TWO REQUIRED PER LOCK		
Description	Specify	Price each
Mounting post for 1-3/4" door thickness	L583-212	\$15.00
Mounting post for 2" door thickness	L583-213	\$15.00
Mounting post for 2-1/4" door thickness	L583-214	\$15.00
Mounting post for 2-1/2" door thickness	L583-215	\$15.00
Mounting post for 2-3/4" door thickness	L583-216	\$15.00
Mounting post for 3" door thickness	L583-217	\$15.00
Mounting post for 3-1/4" door thickness	L583-218	\$38.20
Mounting post for 3-1/2" door thickness	L583-219	\$38.20
LV mounting post for 3-1/4" door thickness	L583-503	\$41.40
LV mounting post for 3-1/2" door thickness	L583-504	\$41.40

SPINDLE & SPRINGS		
SPINDLE & SPRING KITS (QTY TWO EACH)		
Description	Specify	Price each
Spindles and springs for 1-3/8" - 1-7/8" doors	L283-198	\$20.40
Spindles and springs for 2" - 3-1/2" doors	L283-199	\$24.10
SPINDLES & SPRINGS (QTY ONE EACH)		
Description	Specify	Price each
Spindle and spring for 1-3/8" - 1-7/8" doors (two required per lock)	L283-060	\$10.20
Spindle and spring for 2" - 3-1/2" doors (two required per lock)	L283-061	\$12.60
Spindle and spring, L0172, L9091/93/95, L9493/95 (one required per lock)	L283-064	\$18.00

LOCK CASES (ELECTRIFIED LOCK CASES SOLD SEPARATE DO NOT INCLUDE CON-6W. MUST BE ORDERED SEPARATELY)		
Lock function and description	Specify	Price each
LM9210 Passage	24759599	\$1,963.00
LM9225 Exit Lock	24759599	\$1,963.00

PARTS

LOCK CASES (ELECTRIFIED LOCK CASES SOLD SEPARATE DO NOT INCLUDE CON-6W. MUST BE ORDERED SEPARATELY)		
LM9250	Office/Entry	\$2,181.00
LM9270	Classroom	\$2,181.00
LM9271	Classroom Security	\$2,181.00
LM9280	Storeroom	\$2,181.00
LM9256	Office/Entry w/ auto unlock	\$2,270.00
LM9290/LM9292/LM9294	Electrified	\$2,545.00
LM9291/LM9293/LM9295	Electrified	\$2,545.00

LATCH KITS		
Description	Specify	Price each
Top Latch Kit	24721714	\$217.00
Bottom Latch Kit	24721722	\$175.00

CABLES AND STRIKES		
Description	Specify	Price each
Top strike - includes strike, strike shims and screw pack (VD 23945223)	24665002	\$53.90
Bottom strike - includes strike, anchors and screw pack (VD 24664997)	24664997	\$30.50
LM9200 bottom cable	24647265	\$65.30
LM9200 top cable, 6'8"-7'0" door opening	24691750	\$65.30
LM9200 top cable, 7'1"-8'0" door opening	24691768	\$65.30
LM9200 top cable, 8'1"-9'0" door opening	24691776	\$72.80
LM9200 top cable, 9'1"-10'0" door opening	24691784	\$72.80

MISCELLANEOUS PARTS		
Description	Specify	Price each
Link, top, LM9200	24616922	\$22.00
Electrified locking catch, LM9200	24302960	\$19.30
Spool assembly, LM9200	24511081	\$92.40
Hub spring, LM9200	24624892	\$16.20
Retractor, LM9200	24625642	\$18.70
Tilting link compression spring, LM9200	24683542	\$1.70
Faceplate tab, LM9200 1-1/4"	24865057	\$36.10
Electrified link, LM9200	24869893	\$118.00
Electrified hub, LM9200	24869901	\$99.10
Capacitor holder, LM9200	49001704	\$26.00
Link, bottom, LM9200	24616930	\$20.00
Bell crank cover, LM9200	24625667	\$93.00
Tilting link, LM9200	24625717	\$25.90
Turn hub spring, LM9200	24641714	\$19.80
Lock Case, Subassembly, LM9200	24653917	\$392.00
Link subassembly, LM9200	24653925	\$389.00
Cylinder retainer plate and screw	L283-055	\$23.50

PARTS

MISCELLANEOUS PARTS		
Description	Specify	Price each
Latchbolt guide	L583-015	\$4.90
Retractor hub (2 required per lock)	L583-748	\$5.40
Retractor hub spacer	L583-020	\$5.60
Retractor lever	L583-021	\$5.00
Retractor rocker	L583-022	\$3.90
Blocking plate	L583-023	\$4.90
Retractor link	L583-024	\$10.20
Retractor Crank	L583-025	\$10.20
Turn Hub	L583-029	\$25.10
Locking catch	L583-045	\$25.50
Locking link	L583-048	\$5.60
Link pin	L583-050	\$2.60
Case cover screw (7 required)	L583-454	\$1.80
Lock handing screw	L583-485	\$2.40
Cylinder retainer	L583-490	\$9.20
Pack of 20 truarc rings, levers	L283-030	\$28.00
Mounting Plate, inside lever	L283-031	\$25.50
Spring Cage (1 required per lever)	L283-040	\$12.60
Mounting Plate for inside rose trim on one side of door only	L283-150	\$51.50
Mounting plate screw (2 required per lock)	L583-066	\$1.70

CYLINDERS AND KEYS

Cylinders and keys sold separate can be found in the [Cylinders](#) and [Keys](#) sections at the back of this book.

ALLEGION CONNECT HARNESSES - PRICES LISTED ARE NET, DISCOUNTING DOES NOT APPLY
HARNESSES WITH MOLEX CONNECTORS ON BOTH ENDS (FOR USE WITH HOLLOW METAL DOORS)

Description	Specify	Price each
6" Wire Harness (internal p/n 106190-00)	CON-6	\$14.40
12" Wire Harness (internal p/n 106191-00)	CON-12	\$19.10
26" Wire Harness (internal p/n 106192-00)	CON-26	\$21.40
32" Wire Harness (internal p/n 106193-00)	CON-32	\$22.70
38" Wire Harness (internal p/n 106194-00)	CON-38	\$24.90
44" Wire Harness (internal p/n 106195-00)	CON-44	\$23.80
50" Wire Harness (internal p/n 106196-00)	CON-50	\$24.90
192" Wire Harness (internal p/n 106197-00)	CON-192	\$57.10

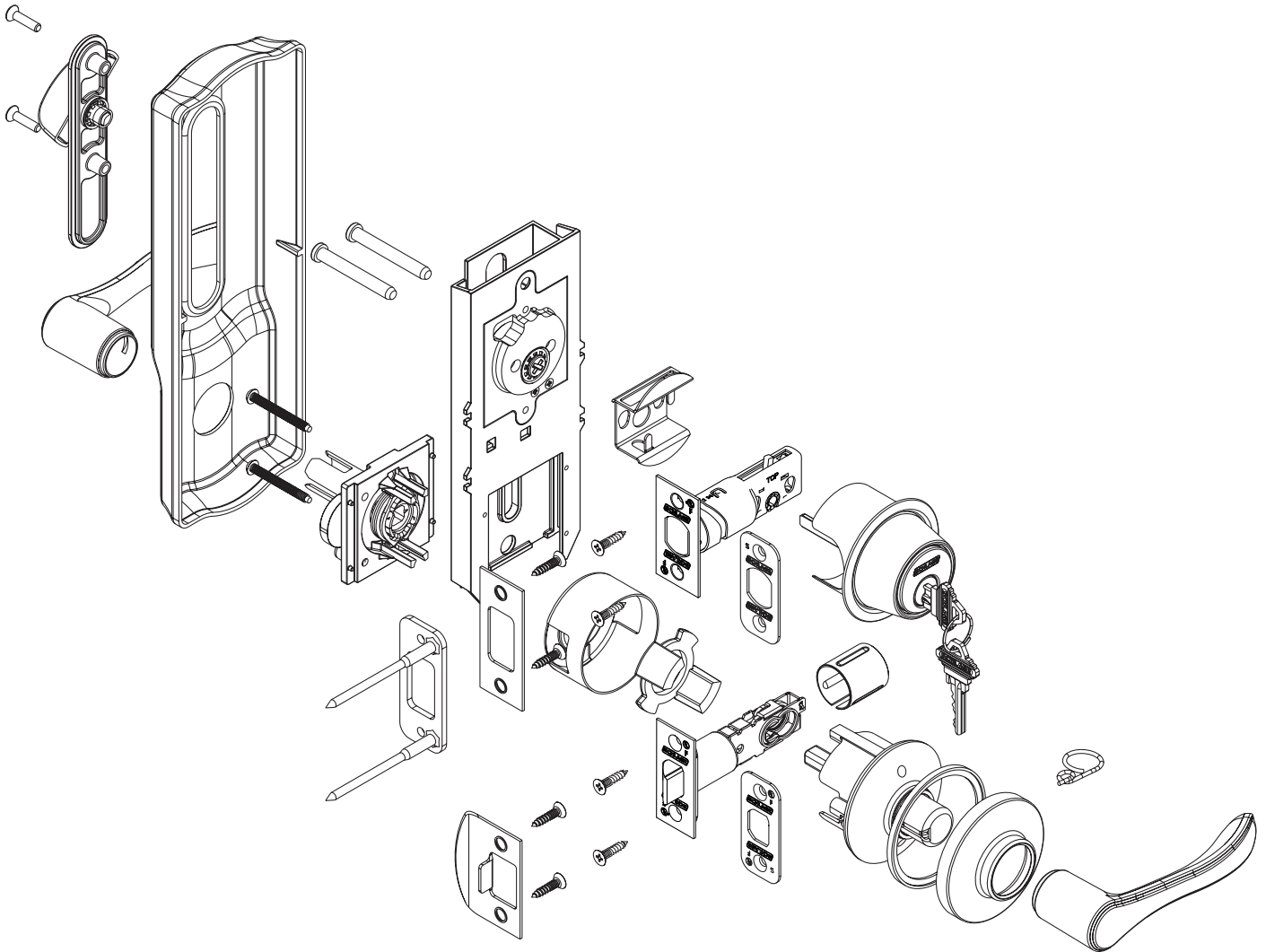


PARTS

HARNESSES WITH MOLEX CONNECTOR ON ONE END, CRIMPED PINS ON OTHER W/ ATTACHABLE MOLEX CONNECTOR (FOR USE WITH WOOD DOORS)		
Description	Specify	Price each
6" Wire Harness (internal p/n 106201-00)	CON-6P	\$17.90
12" Wire Harness (internal p/n 106202-00)	CON-12P	\$22.70
26" Wire Harness (internal p/n 106203-00)	CON-26P	\$24.90
32" Wire Harness (internal p/n 106204-00)	CON-32P	\$26.20
38" Wire Harness (internal p/n 106205-00)	CON-38P	\$26.20
44" Wire Harness (internal p/n 106206-00)	CON-44P	\$27.40
50" Wire Harness (internal p/n 106207-00)	CON-50P	\$28.50
192" Wire Harness (internal p/n 106208-00)	CON-192P	\$59.50
HARNESSES WITH MOLEX CONNECTOR ON ONE END, STRIPPED LEADS ON OTHER (FOR CONNECTION TO POWER SUPPLY)		
Description	Specify	Price each
6" extension to power supply (internal p/n 106210-00)	CON-6W	\$17.90
SERVICE KIT		
Description	Specify	Price each
Connector Service Kit (internal p/n 050823-00-00) contains: <ul style="list-style-type: none"> ▪ 100 each male & female terminals ▪ 10 each 4-pin and 8-pin male connectors ▪ 10 each 4-pin and 8-pin female connectors ▪ 1 extraction tool 	CON-KIT	\$144.00

CS210 SERIES

Grade 2 interconnect lock





How to order

To order products, attribute values should be provided in the sequence shown below. Each value should be separated by a period.

Line item number	Quantity	Brand	Required for all lock orders			Inside lever	Inside escutcheon	Inside finish	Handing	Latch	Strike	Options			Keying			
			Series + Function	Cylinder type	Outside lever							Outside finish	Box for ANSI Strike	Pack cylinders loose	Buy America Act compliant	Keying code	Keyway	Pack keys independently
1			2	3	4	5	6	7	8	9	10	11	12A	12B	12C	13A	13B	13C

Specifying dimensions:

Dimensions should be provided with the whole number followed by a dash and then the fraction of an inch. Example: 1-3/4.

Line item number

Quantity

1 Brand: Required only when specifying a product Less (LLL) any attribute.

2 Series+Function: Series combined with function.

3 Cylinder type: Specify cylinder code for keyed functions.

4 Outside lever: Required for all orders.

5 Outside finish: Required for all orders.

6 Inside lever: Specify only if different from the outside lever or if specifying a product Less (LLL) any attribute.

7 Inside escutcheon: Required for all orders.

8 Inside finish: Specify only if different from the outside finish or if specifying a product Less (LLL) any attribute.

9 Handing: Required for select lever designs.

10 Latch: Leave blank to received default latch. Specify part number if non-default latch is required or if specifying a product Less (LLL) any attribute.

12 Strike: Leave blank to received default strike. Specify part number if non-default strike is required or if specifying a product Less (LLL) any attribute.

12A-B Options: Specify any desired options.

13A Keying code: Default keying code is dictated by the selected cylinder type. Leave blank for to receive the default keying code or specify for any other keying code. If ordering a product less any lock attribute, keying code must be specified.

13B Keyway: Default way is dictated by the selected cylinder type. Leave blank for to receive the default keyway or specify to order any other keyway. If ordering a product less any lock attribute, keying code must be specified.

13C Pack keys independently: Specify only when requesting that keys be packed independently.

Contents

CS210 Series | Overview 267

CS210 Series | Functions 271

CS210 Series | Styles.....272

CS210 Series | Configure a product..... 275

 Cylinder adjustments 277

 Latches.....278

 Strikes.....279

 Options.....280

 Less components.....280

 Keying 281

 Deadbolts.....282

 Deadlatches.....282

 Deadbolt/deadlatch Combinations282

 Deadbolt Strikes.....282

CS210 Series | Parts 282

 Deadlatch Strikes..... 283

 Deadbolt/deadlatch Strike Combinations..... 283

 Finished Trim Sub-assemblies/Components..... 283

 Miscellaneous Subassemblies/Components.....284

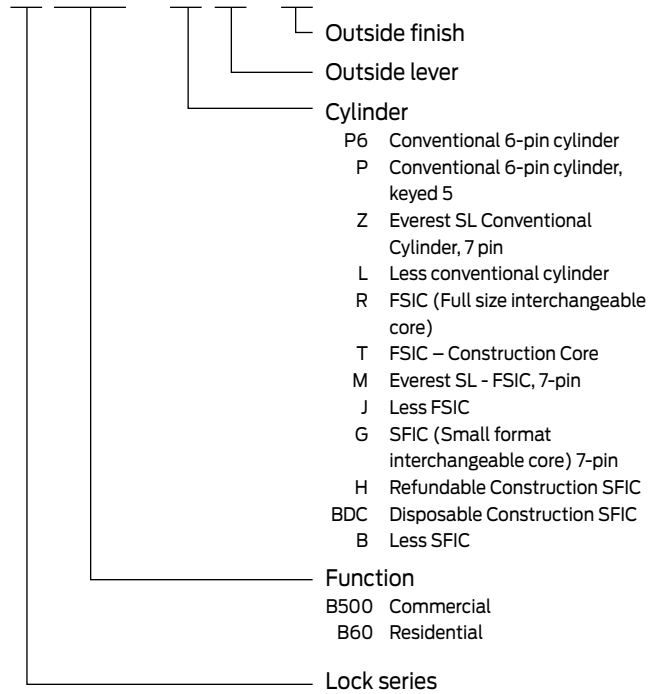
 Screw/Screw Packs 284

BAA/ARRA

Contact your local RSO or
Sales Rep. for ordering details

Product identification

CS210-B500.P6.SAT.626



Finish codes and descriptions

BHMA code		Description
605	(US 3)	Bright Brass
609	(US 5)	Antique Brass
619	(US 15)	Satin Nickel
622	(US 19)	Matte Black
625	(US 26)	Bright Chrome
626	(US 26D)	Satin Chrome
643e	(US 11)	Aged Bronze

Standard features



Certification	ANSI/BHMA Certified A156.12-2013, Grade 2, UL listed for 3-hour fire door With SFIC interchangeable core cylinders: Grade 3 Security
Deadbolt	1 x 2-1/4", dual option faceplate, (square corner standard, round corner included in package), 1" housing diameter, 1" throw
Latch	1" x 2-1/4" dual option faceplate (square corner standard, round corner included in package). 1" edge bore required
Strikes	1-1/8" x 2-3/4", Square corner (deadbolt) and 1-5/8" x 2-1/4", Square corner, full lip, no box, 1-5/8" x 2-1/4" (Deadlatch)
Backset	Adjustable backset, fits 2-3/8" or 2-3/4"
Cylinder(s)	6-pin, solid brass, keyed 6-pin, S123 keyway, keyed different (KD)
Door range	1-3/4" to 2" standard (1-3/8" available, must be specified)
Keys	Nickel silver cut keys, 6-pin, S123 section
Center to Center	Fits 4" or 5-1/2" (factory default) center to center door preps



CS210 SERIES

S200 SERIES

this page intentionally blank



ANSI/BHMA Certified A156.12-2013, Grade 2, UL Listed for 3-hour fire door.

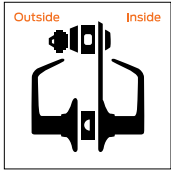
KEYED LOCKS

SCHLAGE ANSI

CS210 F95

Entrance, single locking

Deadbolt operated by key from outside or by turn unit from inside. Bolt automatically deadlocks when fully thrown. Latch retracted by lever from either side. Turning inside lever retracts deadbolt and latch simultaneously for immediate exit.



CYLINDRICAL

DEADBOLTS

MORTISE

MULTIPOINT

INTERCONNECT

TUBULAR

SPECIALTY

PORTABLE

CYLINDERS/KEYS

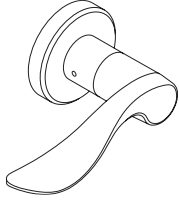
TOOLS/KITS

MERCHANDISING

FORMS

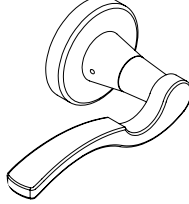
LEVER DESIGNS

ACCENT (ACC)
Handing required



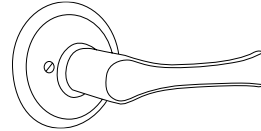
Available roses: Plymouth

AVANTI (AVA)
Handing required



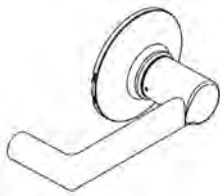
Available roses: Plymouth

AVILA (VLA)



Available roses: Plymouth

BOARDWALK (BRK)



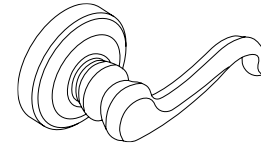
Available roses: Plymouth

BROADWAY (BRW)



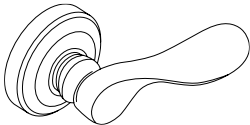
Available roses: Plymouth

CALLINGTON (CLT)
Handing required



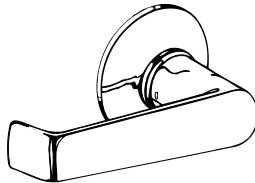
Available roses: Plymouth

CHAMPAGNE (CHP)
Handing required



Available roses: Plymouth

ELAN (ELA)



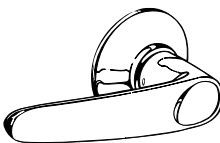
Available roses: Plymouth

FLAIR (FLA)
Handing required



Available roses: Plymouth

JAZZ (JAZ)



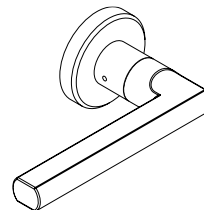
Available roses: Plymouth

JUPITER (JUP)



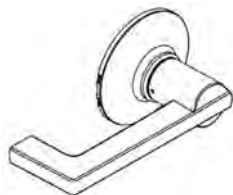
Available roses: Saturn

LATITUDE (LAT)



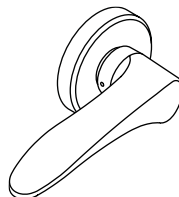
Available roses: Plymouth

LONGITUDE (LON)




Available roses: Plymouth

MANHATTAN (MNH)
Handing required



Available roses: Plymouth


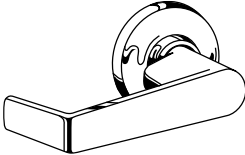

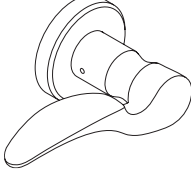
MERANO (MER)
Handing required



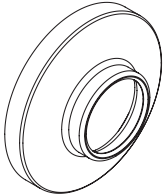
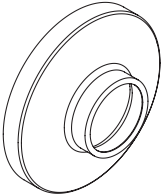
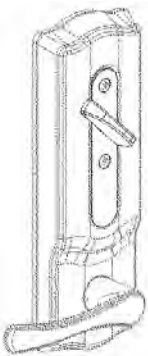
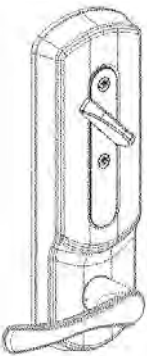
Available roses: Plymouth

CS210 SERIES
S200 SERIES

LEVER DESIGNS

<p>NEPTUNE (NEP)</p> 	<p>SATURN (SAT)</p> 	<p>ST. ANNES (STA) </p> <p>Handing required</p> 
<p>Available roses: Saturn</p>	<p>Available roses: Saturn</p>	<p>Available roses: Plymouth</p>

ROSE AND ESCUTCHEON DESIGNS

<p>SATURN - INSIDE/OUTSIDE ROSE 2-1/2" (63.5 mm) diameter</p> 	<p>PLYMOUTH - OUTSIDE ROSE 2-1/2" (63.5 mm) diameter</p> 	
<p>CAMELOT (CAM)</p> 	<p>PLYMOUTH (PLY)</p> 	



FINISH AVAILABILITY

	Bright Brass (605)	Satin Brass (606)	Antique Brass (609)	Satin Bronze (612)	Oil Rubbed Bronze (613)	Satin Nickel (619)	Matte Black (622)	Bright Chrome (625)	Satin Chrome (626)	Bright Stainless Steel (629)	Satin Stainless Steel (630)	Aged Bronze (643e)	Satin Chrome, Antimicrobial (626AM)	Satin Stainless Steel, Antimicrobial (630AM)
INTERCONNECT LOCK														
CS210 Series	605	-	609	-	-	619	622	625	626	-	-	643e	-	-
CYLINDER FINISHES														
Complete lock finish	605	-	609	-	-	619	622	625	626	-	-	643E	-	-
Coordinating conventional cylinder														
Plug component	606	-	606	-	-	626	622	626	626	-	-	522	-	-
Housing faceplate component	605	-	609	-	-	619	622	625	626	-	-	316	-	-
Rings	605	-	609	-	-	619	622	625	626	-	-	316	-	-
Coordinating FSIC/SFIC cylinder														
Plug (lower) component	606	-	606	-	-	626	622	626	626	-	-	522	-	-
Core face (upper) component	606	-	606	-	-	626	622	626	626	-	-	522	-	-
Housing faceplate component	605	-	609	-	-	619	622	625	626	-	-	316	-	-
Rings	605	-	609	-	-	619	622	625	626	-	-	316	-	-

522 is a simulated 613 finish; 316 is a simulated 643e finish

You can **configure and price a full range of products** using the tables and rules shown in this section.

The pricing of locks in this section includes the P6 cylinder (where applicable), default spring latch, default deadbolt, strike and a 1-3/4" thick door. Additional modifications are available using the rules and price adjustments on the subsequent pages.

How to order:

- All applicable product attributes must be provided in the order shown below
- Each value must separated by a period
- If requesting a product "Less (LLL)" any attribute, the entire detailed ACN must be provided
- Fractions will be written with the "/" symbol separating the numerator and the denominator (example 1/2)
- For dimensions that contain a whole number and a fraction, a hyphen "-" will be added after the whole number and before the fraction (example 2-1/2)
- For two dimensions represented together, such as length and width, the values would be separated by an "x" with no spaces
- Finishes should be listed using their BHMA finish as shown in this book

Line item number	Quantity	Required for all lock orders					6	7	8	9	10	11	Options			Keying		
		1	2	3	4	5							12A	12B	12C	13A	13B	13C
		Brand	Series + Function	Cylinder type	Outside lever	Outside finish	Inside lever	Inside escutcheon	Inside finish	Handling	Latch	Strike	Box for ANSI Strike	Pack cylinders loose	Buy America Act compliant	Keying code	Keyway	Pack keys independently

If ordering a product "Less (LLL)" any attribute, values for each attribute must be provided.

Specify only if different than outside style

Specify only if different than outside style

Only required when deviating from the product's default. Specify only the deviated attribute(s).

Only required when deviating from the product's default. Specify only the deviated attribute(s).

Example:

CS210-B500 . P6 . LAT . 622 . PLY . **10-109**
 | | | | | | |
 2 3 4 5 7 11

Selected strike is different than the default strike



CS210 SERIES

S200 SERIES

COMPLETE LOCKS			LEVERS					
<p>☞ Denotes a product that requires handing to be specified</p> <p>Split finishes and designs will be priced at the highest list price of the design and/or finish.</p>			ACC☞	AVA☞	BRK	ACC☞	AVA☞	BRK
			BRW	CHP☞	CLT☞	BRW	CHP☞	CLT☞
			ELA	FLA☞	JAZ	ELA	FLA☞	JAZ
			JUP	LAT	LON	JUP	LAT	LON
			MER	MNH☞	NEP	MER	MNH☞	NEP
			SAT	STA☞	VLA	SAT	STA☞	VLA
			FINISHES					
			626			605	609	
						619	622	
						625	643e	
SERIES + FUNCTION	CYL	DESCRIPTION						
CS210-B60	P6	Entrance, single locking, with residential spin ring		\$525			\$537	
CS210-B500	P6	Entrance, single locking, with commercial spin ring		\$525			\$537	

☞ Extended lead time

COMPLETE LOCKS

CYLINDER ADJUSTMENTS

Keyed locks above are priced including the P6 cylinder with open keyway. Provided below are pricing adjustments based on other available cylinder types. For Primus and Primus XP cylinders, order lock less cylinder and order the Primus or Primus XP cylinder separately.

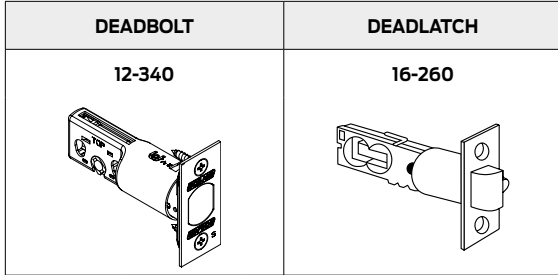
For complete details on cylinders, tailpieces, keying and keys, including cylinders sold separate, see the [Cylinders](#) and [Keys](#) sections at the back of this book.

CYLINDER ADJUSTMENTS			
Restricted keyways include: Everest 29 R and T keyways, Everest B and D keyways and Classic (Reverse/Quad/Numbered) keyways			
Description	Specify	Single cylinder function Price adjustment	
		Open	Restricted
Conventional 6-pin cylinder	P6	\$0.00	\$24.00
Conventional 5-pin cylinder	P	\$0.00	\$24.00
Everest SL Conventional Cylinder, 7 pin	Z	N/A	\$24.00
Less conventional cylinder	L		-\$81.00
Conventional Primus/Primus XP cylinder	Order separately (Restricted keyways only, see Cylinders section)		
FSIC (Full size interchangeable core)	R	\$43.00	\$67.00
FSIC – Construction Core	T	\$43.00	N/A
Everest SL - FSIC, 7-pin	M	N/A	\$67.00
Less FSIC	J		-\$49.00
Full size interchangeable Primus/Primus XP core	Order separately (Restricted keyways only, see Cylinders section)		
SFIC (Small format interchangeable core) 7-pin	G	N/A	\$105.00
Refundable Construction SFIC	H	\$56.00	N/A
Disposable Construction SFIC	BDC	\$0.00	N/A
Less SFIC	B		\$0.00

Construction cores (T and H) have an additional handling charge 50-231

COMPLETE LOCKS LATCHES

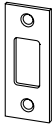
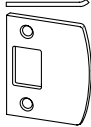
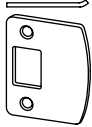

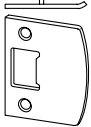
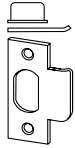
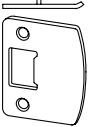
Specify on order only if requesting an option other than the default



DEADBOLT/DEADLATCH						
Deadbolt	Deadlatch	Faceplate description	Backset	Housing diameter	Specify combo part number	Price adjustment
12-340	16-260	Dual option, 1" x 2-1/4", standard (square corner standard, round corner included in the package)	2-3/8" or 2-3/4"	1"	12-339	\$0.00

COMPLETE LOCKS STRIKES

Specify on order only if requesting an option other than the default

DEADBOLT STRIKES				DEADLATCH STRIKES		
10-094	10-095	10-092	10-116	10-026	10-001	10-027
						

DEADBOLT STRIKES				
Default	Description	Default lip length for doors up to 1-3/4" thick	Specify	Price adjustment
▪	Square corner, 1-1/8" x 2-3/4"	-	10-094	\$0.00
	1/4" Square corner, full lip, no box, 1-5/8" x 2-1/4"	1-1/8"	10-095	\$0.00
	1/4" Radius round corner, full lip, no box, 1-5/8" x 2-1/4"	1-1/8"	10-092	\$0.00
	Round corner strike, no lip, 1-1/8" x 2-3/4"	-	10-116	\$0.00

DEADLATCH STRIKES				
Default	Description	Default lip length for doors up to 1-3/4" thick	Specify	Price adjustment
▪	Square corner, full lip, no box, 1-5/8" x 2-1/4"	1-1/8"	10-026	\$0.00
	Square corner, T-strike, box, 1-1/8" x 2-3/4"	1-1/8"	10-001	\$0.00
	1/4" Radius round corner, full lip, no box, 1-5/8" x 2-1/4"	1-1/8"	10-027	\$0.00

STRIKE COMBINATIONS				
Default	Deadbolt strike	Deadlatch strike	Specify combo part number	Price adjustment
▪	10-094	10-026	10-121	\$0.00
	10-094	10-001	10-109	\$0.00
	10-116	10-027	10-122	\$0.00
	10-092	10-027	10-123	\$0.00
	10-095	10-026	10-124	\$0.00



COMPLETE LOCKS

OPTIONS

BOX FOR ANSI STRIKE		
Description	Specify	Price adjustment
Plastic dust box for ANSI strike, must be specified	K510-066	\$0.00
PACK CYLINDERS LOOSE		
Description	Specify	Price adjustment
Pack cylinders loose in box	PCL	\$0.00
BUY AMERICA ACT		
Description	Specify	Price adjustment
Buy America Act Compliant	BAA	\$25.00

☒ Extended lead time

COMPLETE LOCKS

LESS COMPONENTS

Deductions are applied to complete lock prices. When requesting a product "Less (LLL)" any attribute, the entire detailed ACN must be provided.

LOCKS LESS COMPONENTS		
Description	Specify	Price adjustment
Less deadbolt strike	LLL	\$0.00
Less deadlatch strike	LLL	\$0.00
Less both levers	LLL	-\$7.80

CS210 SERIES

S200 SERIES

COMPLETE LOCKS

KEYING

Specify on order only if requesting an option other than the default. Control keys are not furnished with locks and must be purchased separately. See [Keys section](#) at the back of this book.

For complete details on cylinders, tailpieces, keying and keys, see the [Cylinders](#) and [Keys](#) sections at the back of this book.

KEYING		Default	Optional	Default	Optional	Default	Optional	Default	Optional	Default	Optional	Default	Optional	
Specify	Description	P6	P	Z	R	T	M	G	H					
KD	Keyed different	▪	▪											
KA-0BIT	Keyed alike 0 bitted		▪	▪										
KA-1BIT	Keyed alike 1 bitted					▪								
KAGRP	Keyed alike by group		▪	▪										
KAQTY	Keyed alike by qty		▪	▪										
KEYSPECIFIC	Keyed alike to specific combination		▪	▪										
MK	Master keyed		▪	▪	▪			▪		▪				
SPLIT	Split key construction keyed		▪											
RCK	Lost ball construction keyed				▪									
RMK	Residential master keyed				▪									
RCK/RMK	Lost ball construction keyed and res. master keyed				▪									
ICC	FSIC construction keyed, (default)							▪						
ICA	FSIC construction keyed, (if specified)								▪					
ICB	FSIC construction keyed, (if specified)									▪				
BRN	FSIC construction keyed, Brown (default)												▪	
GRN	FSIC construction keyed, Green (if specified)													▪

KEYWAY											
Specify keyway	Keyway family	Default keyway		P6	P	Z	R	T	M	G	H
		Non-masterkeyed	Masterkeyed								
[]	Everest 29 S (Open) Default if not specified	S123	S145	▪			▪				
[]	Obverse (Open)	C	E	▪	▪		▪	▪			
[]	Everest C (Open)	C123	C145	▪			▪				
[]	Everest D (Restricted)	D123	D145	▪			▪				
[]	Everest 29 T (Restricted)	T123	T145	▪			▪				
[]	Quad (Restricted)	Customer directed		▪			▪				
[]	Numbered (Restricted)	Customer directed		▪			▪				
[]	Reverse (Restricted)	Customer directed		▪			▪				
[]	Everest B (Restricted)	N/A	B125			▪			▪	▪	
[]	Everest 29 R (Restricted)	N/A	R125			▪			▪	▪	

For a complete list of keying related charges, see the [Cylinders](#) and [Keys](#) sections at the back of this book.
Keys must be ordered separately for all construction keyed options.

PARTS

DEADBOLTS		Available finishes													
		605	606	609	612	613	619	622	625	626	629	630	643e	626AM	630AM
		▪	N/A	N/A	N/A	N/A	▪	▪	▪	▪	N/A	N/A	▪	N/A	N/A
Specify		Description	Backset	Price each											
Part number	Finish														
12-340	.[Finish]	1" x 2-1/4" square corner; 1"x 2-1/4" round corner, also included	2-3/8" or 2-3/4"	\$53.60											
12-291	.[Finish]	Square corner, 1-1/8" x 2-1/4"	2-3/8" or 2-3/4"	\$53.60											
12-633	.[Finish]	Square corner, 1-1/8" x 2-1/4"	5"	\$118.00											

DEADLATCHES		Available finishes													
		605	606	609	612	613	619	622	625	626	629	630	643e	626AM	630AM
		▪	N/A	N/A	N/A	N/A	▪	▪	▪	▪	N/A	N/A	▪	N/A	N/A
Specify		Description	Backset	Price each											
Part number	Finish														
16-260	.[Finish]	1" x 2-1/4" square corner; 1"x 2-1/4" round corner, also included	2-3/8" or 2-3/4"	\$47.60											
16-228	.[Finish]	Square corner, 1-1/8" x 2-1/4"	2-3/8" or 2-3/4"	\$45.90											
16-132	.[Finish]	Square corner, 1-1/8" x 2-1/4"	5"	\$59.40											

DEADBOLT/DEADLATCH COMBINATIONS		Available finishes													
		605	606	609	612	613	619	622	625	626	629	630	643e	626AM	630AM
		▪	N/A	N/A	N/A	N/A	▪	▪	▪	▪	N/A	N/A	▪	N/A	N/A
Specify		Description	Backset	Deadbolt	Deadlatch	Price each									
Part number	Finish														
12-339	.[Finish]	Dual Option, 1" x 2-1/4"	2-3/8" or 2-3/4"	12-340	16-260	\$99.40									
16-483	.[Finish]	Square corner, 1-1/8" x 2-1/4"	2-3/8" or 2-3/4"	12-291	16-228	\$99.40									
16-484	.[Finish]	Square corner, 1" x 2-1/4"	5"	12-633	16-132	\$177.00									

DEADBOLT STRIKES		Available finishes													
		605	606	609	612	613	619	622	625	626	629	630	643e	626AM	630AM
		▪	N/A	N/A	N/A	N/A	▪	▪	▪	▪	N/A	N/A	▪	N/A	N/A
Specify		Description	Lip length	Price each											
Part number	Finish														
10-094	.[Finish]	Square corner, 1-1/8" x 2-3/4"	-	\$15.10											
10-092	.[Finish]	1/4" Radius round corner, full lip, no box, 1-5/8" x 2-1/4"	1-1/8"	\$9.70											
10-095	.[Finish]	Square corner, full lip, no box, 1-5/8" x 2-1/4"	1-1/8"	\$9.70											
10-116		Round corner strike, no lip, 1-1/8" X 2-3/4"	-	\$16.80											
37-016		Strike reinforce, use with 10-094 and 10-116	-	\$20.00											

PARTS

DEADLATCH STRIKES		Available finishes													
		605	606	609	612	613	619	622	625	626	629	630	643e	626AM	630AM
		▪	N/A	N/A	N/A	N/A	▪	▪	▪	▪	N/A	N/A	▪	N/A	N/A
Specify		Description	Lip length	Price each											
Part number	Finish														
10-001	.[Finish]	Square corner, T-strike, box, 1-1/8" x 2-3/4"	-	\$8.10											
10-026	.[Finish]	Square corner, full lip, no box, 1-5/8" x 2-1/4"	1-1/8"	\$9.40											
10-027	.[Finish]	1/4" Radius round corner, full lip, no box, 1-5/8" x 2-1/4"	1-1/8"	\$9.40											

DEADBOLT/DEADLATCH STRIKE COMBINATIONS		Available finishes													
		605	606	609	612	613	619	622	625	626	629	630	643e	626AM	630AM
		▪	N/A	N/A	N/A	N/A	▪	▪	▪	▪	N/A	N/A	▪	N/A	N/A
Specify		Deadbolt strike	Deadlatch strike	Price each											
Part number	Finish														
10-109	.[Finish]	10-094	10-001, 1-1/8" lip	\$23.10											
10-121	.[Finish]	10-094	10-026	\$23.30											
10-122	.[Finish]	10-116	10-027	\$26.50											
10-123	.[Finish]	10-092	10-027	\$19.20											
10-124	.[Finish]	10-095	10-026	\$19.20											

FINISHED TRIM SUB-ASSEMBLIES/COMPONENTS		Available finishes													
		605	606	609	612	613	619	622	625	626	629	630	643e	626AM	630AM
		▪	N/A	N/A	N/A	N/A	▪	▪	▪	▪	N/A	N/A	▪	N/A	N/A
Specify			Description	Price each											
Part number	Rose	Finish													
S206-501		.[Finish]	Assembly, cylinder, DB, OUTSIDE, CS200, -B500	\$76.50											
S206-516		.[Finish]	Assembly, housing, cylinder, IC, THIN DOOR, CS200, -B500	\$300.00											
S206-515		.[Finish]	Assembly, housing, cylinder, IC, CS200, -B500	\$276.00											
S206-518		.[Finish]	Assembly, housing, cylinder, SFIC, THIN DOOR, CS200, -B500	\$192.00											
S206-517		.[Finish]	Assembly, housing, cylinder, SFIC, CS200, -B500	\$166.00											
S206-523			Assembly, outside cylinder housing, SFIC, CS200, -B60	\$147.00											
08-029 ¹	.SAT	.[Finish]	Saturn rose for Saturn, Neptune and Jupiter levers (snap on only)	\$16.50											
08-029 ¹	.PLY	.[Finish]	Plymouth rose for Accent, Avanti, Avila, Callington, Champagne, Elan, Flair, Jazz, Jupiter, Latitude, Manhattan, Merano and St. Annes levers	\$16.50											
B300-057			Assembly, outside cylinder housing, FSIC CS200, -B60	\$147.00											
B300-058			Assembly, outside cylinder housing, CS200, -B60	\$147.00											
F506-864		.[Finish]	Escutcheon CAM PLY	\$120.00											
F206-493		.[Finish]	Plate, escutcheon assembly	\$60.80											
06-242 ¹		.[Finish]	Kit, levers	\$74.60											

The CS200 product line transitioned from crimp-on roses (not removable to snap on roses (removable) in August 2015. The rose/lever combination needs to be considered for changing levers for locks with crimp-on roses. Snap-on roses can be identified by retention dimples at the base of the rose. If not compatible, an outside chassis with a crimp-on rose can be updated with the following items:

- 06-242 Kit, levers
- 08-029 Rose SAT PLY (snap on)
- A501-945 Ring reinforcing rose
- F206-496 Outside chassis assembly, interconnect

PARTS

MISCELLANEOUS SUBASSEMBLIES/COMPONENTS		
Specify	Description	Price each
S206-502	Interconnect assembly, mechanical	\$126.00
F206-494	Inside chassis assembly, interconnect	\$48.10
F206-496	Outside chassis assy, interconnect	\$45.00
A501-945	Ring reinf rose, LUN-ORB-TUL	\$0.64
F506-878	Driver bar	\$4.30
F506-867	Handing Plate	\$4.00

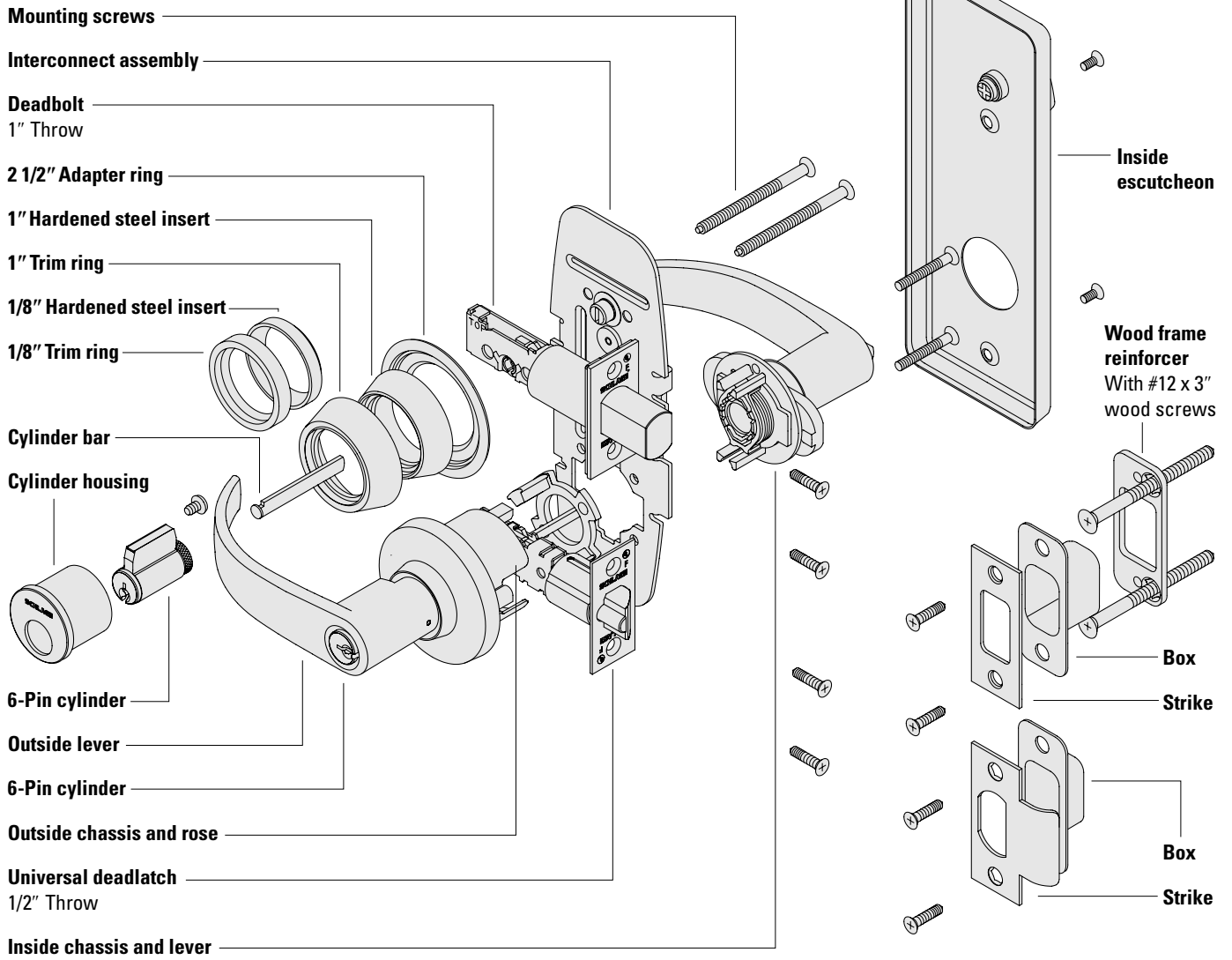
SCREW/SCREW PACKS		Available finishes													
		605	606	609	612	613	619	622	625	626	629	630	643e	626AM	630AM
Specify		▪	N/A	N/A	N/A	N/A	▪	▪	▪	▪	N/A	N/A	▪	N/A	N/A
Part number	Finish	Description	Contents		Price each										
B202-578	.[Finish]	Latch and strike, wood screw	(4) C603-897		\$10.50										
S206-504	.[Finish]	Chassis and trim	(2) B600-101 (2) B520-621 (2) F506-278		\$8.30										
S206-505		Chassis and trim, thick door	(2) B600-10 (2) B520-621 (2) F506-278		\$8.30										
B502-873		Screw, reinf. strike - order in multiples of 100	-		\$0.72										

CYLINDERS AND KEYS

Cylinders and keys sold separate can be found in the [Cylinders](#) and [Keys](#) sections at the back of this book.

S200 SERIES

Interconnect lock



How to order

To order products, attribute values should be provided in the sequence shown below. Each value should be separated by a period.

Line item number	Quantity	Brand	Required for all lock orders			Inside lever	Inside finish	Handing	Latch	Strike	Options		Keying			
			Series + Function	Cylinder type (keyed functions only)	Outside lever						Outside finish	Pack cylinders loose	Buy America Act compliant	Keying code	Keyway	Pack keys independently
1			2	3	4	5	6	7	8	9	10	11A	11B	12A	12B	12C

Specifying dimensions:

Dimensions should be provided with the whole number followed by a dash and then the fraction of an inch. Example: 1-3/4.

Line item number

Quantity

- 1 **Brand:** Required only when specifying a product Less (LLL) any attribute.
- 2 **Series+Function:** Series combined with function.
- 3 **Cylinder type:** Specify cylinder code for keyed functions.
- 4 **Outside lever:** Required for all orders.
- 5 **Outside finish:** Required for all orders.
- 6 **Inside lever:** Specify only if different from the outside lever or if specifying a product Less (LLL) any attribute.
- 7 **Inside finish:** Specify only if different from the outside finish or if specifying a product Less (LLL) any attribute.
- 8 **Handing:** Required for select lever designs.
- 9 **Latch:** Leave blank to received default latch. Specify part number if non-default latch is required or if specifying a product Less (LLL) any attribute.
- 10 **Strike:** Leave blank to received default strike. Specify part number if non-default strike is required or if specifying a product Less (LLL) any attribute.
- 11A-B **Options:** Specify any desired options.
- 12A **Keying code:** Default keying code is dictated by the selected cylinder type. Leave blank for to receive the default keying code or specify for any other keying code. If ordering a product less any lock attribute, keying code must be specified.
- 12B **Keyway:** Default way is dictated by the selected cylinder type. Leave blank for to receive the default keyway or specify to order any other keyway. If ordering a product less any lock attribute, keying code must be specified.
- 12C **Pack keys independently:** Specify only when requesting that keys be packed independently.

Contents

S200 Series | Overview285
S200 Series | Functions289
S200 Series | Styles290
S200 Series | Configure a product 293

- Cylinder adjustments 295
- Latches 296
- Strikes 297
- Options 298
- Less components 298
- Keying 299
- Levers and Related Parts 300
- Escutcheons 300
- Trim Combinations 300
- Deadbolts 300

S200 Series | Parts 300

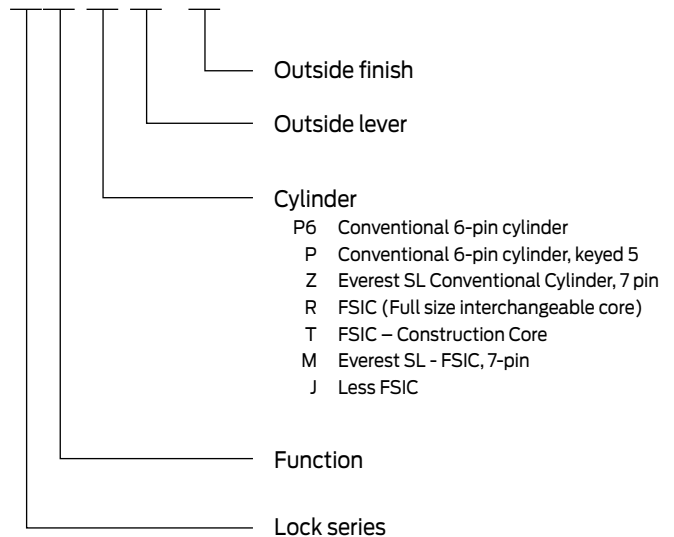
- Deadlatches 301
- Deadbolt/Deadlatch Combinations 301
- Deadbolt Strikes 301
- Latch Strikes 302
- Deadbolt/latch Strike Combinations 302
- Miscellaneous Parts/Adapters 302
- Screws 302
- Screw Packs 303
- Torx Screw Packs 303

BAA/ARRA

Contact your local RSO or
Sales Rep. for ordering details

Product identification

S251.P6.SAT.626



Finish codes and descriptions

BHMA code		Description
605	(US 3)	Bright Brass
606	(US 4)	Satin Brass
609	(US 5)	Antique Brass
613	(US 10B)	Oil Rubbed Bronze
619	(US 15)	Satin Nickel
625	(US 26)	Bright Chrome
626	(US 26D)	Satin Chrome

Standard features



Certification	UL Listed for 3-hour fire door
Deadbolt	1 x 2-1/4", Square corner faceplate, 1" housing diameter, 1" throw
Deadlatch	1 x 2-1/4", Square corner faceplate, 1" housing diameter, 1/2" throw
Strikes	1-1/8" x 2-3/4", Square corner, box (deadbolt) and 1-1/8" x 2-3/4", Square corner, T-strike, box (deadlatch)
Reinforcement	Metal dust box reinforcer with two 3" screws
Backset	Adjustable for 2-3/8" or 2-3/4"
Cylinder(s)	6-Pin upper cylinder and 6-pin lower cylinder, solid brass, keyed 6-pin, S123 keyway, keyed different (KD) – upper and lower cylinders are keyed alike
Door range	1-3/8" – 2"
Keys	Two nickel silver cut keys per lock, 6-pin, S123 section



this page intentionally blank

UL Listed for 3-hour fire door.

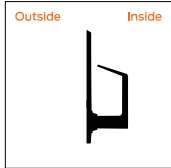
NON-KEYED LOCKS

SCHLAGE ANSI

S290 F75

Single dummy trim

Dummy trim for inside of door. Used for door pull or as matching inactive trim.



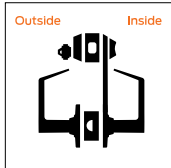
KEYED LOCKS

SCHLAGE ANSI

S210 F95

Entrance, single locking

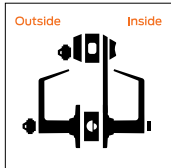
Deadbolt operated by key from outside or by turn unit from inside. Bolt automatically deadlocks when fully thrown. Latch retracted by lever from either side. Turning inside lever retracts deadbolt and latch simultaneously for immediate exit.



S251 F97

Entrance, double locking

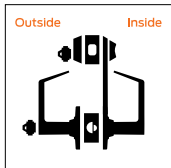
Deadbolt operated by key from outside or by turn unit from inside. Bolt automatically deadlocks when fully thrown. Outside lever unlocked by key from outside when locked by turn button in inside lever. Turning inside lever retracts deadbolt and latch simultaneously for immediate exit. Latch automatically deadlocks when door is closed.



S270

Classroom lock

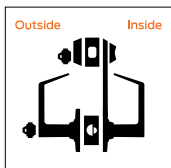
Deadbolt operated by key from outside or by turn unit from inside. Bolt automatically deadlocks when fully thrown. Outside lever is locked and unlocked by key from outside. Turning inside lever retracts deadbolt and latch simultaneously for immediate exit. Latch automatically deadlocks when door is closed.



S280 F98

Storeroom lock


Deadbolt operated by key from outside or by turn unit from inside. Bolt automatically deadlocks when fully thrown. Outside lever fixed when locked. Entrance by key unlocking lever for access. Turning inside lever retracts deadbolt and latch simultaneously for immediate exit. Latch automatically deadlocks when door is closed.



CS210 SERIES

S200 SERIES

LEVER DESIGNS

FLAIR (FLA) 
Handing required



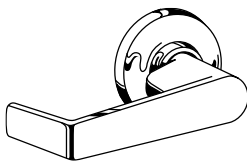
JUPITER (JUP)



NEPTUNE (NEP)

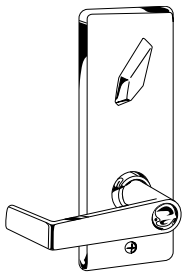


SATURN (SAT)



ESCUTCHEON DESIGNS

SATURN (SAT)
Used with NEP, SAT and JUP levers



FLAIR (FLA)
Used with FLA lever





FINISH AVAILABILITY

	Bright Brass (605)	Satin Brass (606)	Antique Brass (609)	Satin Bronze (612)	Oil Rubbed Bronze (613)	Satin Nickel (619)	Matte Black (622)	Bright Chrome (625)	Satin Chrome (626)	Bright Stainless Steel (629)	Satin Stainless Steel (630)	Aged Bronze (643e)	Satin Chrome, Antimicrobial (626AM)	Satin Stainless Steel, Antimicrobial (630AM)
INTERCONNECT LOCK														
S220 Series	605	606	609	-	613	619	-	625	626	-	-	-	-	-
CYLINDER FINISHES														
Complete lock finish	605	606	609	-	613	619	622	625	626	-	-	-	-	-
Coordinating conventional cylinder														
Plug component	606	606	606	-	522	626	622	626	626	-	-	-	-	-
Housing faceplate component	605	606	609	-	613	619	622	625	626	-	-	-	-	-
Rings	605	606	609	-	613	619	622	625	626	-	-	-	-	-
Coordinating FSIC/SFIC cylinder														
Plug (lower) component	606	606	606	-	522	626	622	626	626	-	-	-	-	-
Core face (upper) component	606	606	606	-	522	626	622	626	626	-	-	-	-	-
Housing faceplate component	605	606	609	-	613	619	622	625	626	-	-	-	-	-
Rings	605	606	609	-	613	619	622	625	626	-	-	-	-	-

522 is a simulated 613 finish





CS210 SERIES

S200 SERIES

this page intentionally blank

You can **configure and price a full range of products** using the tables and rules shown in this section.

The pricing of locks in this section includes the P6 cylinder (where applicable), default latch, strike and a 1-3/4" thick door. Additional modifications are available using the rules and price adjustments on the subsequent pages.

How to order:

- All applicable product attributes must be provided in the order shown below
- Each value must separated by a period
- If requesting a product "Less (LLL)" any attribute, the entire detailed ACN must be provided
- Fractions will be written with the "/" symbol separating the numerator and the denominator (example 1/2)
- For dimensions that contain a whole number and a fraction, a hyphen "-" will be added after the whole number and before the fraction (example 2-1/2)
- For two dimensions represented together, such as length and width, the values would be separated by an "x" with no spaces
- Finishes should be listed using their BHMA finish as shown in this book

Required for all lock orders										Options		Keying		
Brand	Series + Function	Cylinder type (keyed functions only)	Outside lever	Outside finish	Inside lever	Inside finish	Handing	Latch	Strike	Pack cylinders loose	Buy America Act compliant	Keying code	Keyway	Pack keys independently
1	2	3	4	5	6	7	8	9	10	11A	11B	12A	12B	12C

◀ If ordering a product "Less (LLL)" any attribute, values for each attribute must be provided.

Specify only if different than outside style

Only required when deviating from the product's default. Specify only the deviated attribute(s).

Only required when deviating from the product's default. Specify only the deviated attribute(s).

Example:

S270 . P6 . SAT . 626 . 10-257

| | | | |

2 3 4 5 10

Selected strike is different than the default strike



COMPLETE LOCKS			LEVERS			
<p>🔑 Denotes a product that requires handing to be specified</p> <p>Split finishes and designs will be priced at the highest list price of the design and/or finish.</p>			FLA 🏹	FLA 🏹	FLA 🏹	
			JUP	JUP	JUP	
			NEP	NEP	NEP	
			SAT	SAT	SAT	
			FINISHES			
<p>SERIES +</p> <p>FUNCTION CYL DESCRIPTION</p>			626	605 606 609 🏹	619 625	613
NON-KEYED FUNCTIONS						
S290		Single dummy trim	\$414	\$420	\$429	
KEYED, SINGLE CYLINDER FUNCTIONS						
S210	P6	Entrance, single locking	\$651	\$663	\$681	
KEYED, DOUBLE CYLINDER FUNCTIONS						
S251	P6	Entrance, double locking	\$851	\$863	\$881	
S270	P6	Classroom Lock	\$851	\$863	\$881	
S280	P6	Storeroom Lock	\$851	\$863	\$881	

🏹 Extended lead time

COMPLETE LOCKS CYLINDER ADJUSTMENTS

Keyed locks on the previous pages are priced including the P6 cylinder with open keyway. Provided below are pricing adjustments based on other available cylinder types. For Primus and Primus XP cylinders, order lock less cylinder and order the Primus or Primus XP cylinder separately.

For complete details on cylinders, tailpieces, keying and keys, including cylinders sold separate, see the [Cylinders](#) and [Keys](#) sections at the back of this book.

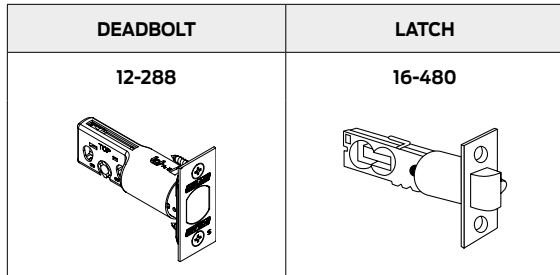
CYLINDER ADJUSTMENTS					
Restricted keyways include: Everest 29 R and T keyways, Everest B and D keyways and Classic (Reverse/Quad/Numbered) keyways					
Description	Specify	Single cylinder function Price adjustment		Double cylinder function Price adjustment	
		Open	Restricted	Open	Restricted
Conventional 6-pin cylinder	P6	\$0.00	\$24.00	\$0.00	\$48.00
Conventional 6-pin cylinder, keyed 5	P	\$0.00	\$24.00	\$0.00	\$48.00
Everest SL Conventional Cylinder, 7 pin	Z	N/A	\$24.00	N/A	\$48.00
Less conventional cylinder	L	-\$81.00		-\$162.00	
Conventional Primus/Primus XP cylinder	Order separately (Restricted keyways only, see Cylinders section)				
FSIC (Full size interchangeable core)	R	\$43.00	\$67.00	\$86.00	\$134.00
FSIC – Construction Core	T	\$43.00	N/A	\$86.00	N/A
Everest SL - FSIC, 7-pin	M	N/A	\$67.00	N/A	\$134.00
Less FSIC	J	-\$49.00		-\$98.00	
Full size interchangeable Primus/Primus XP core	Order separately (Restricted keyways only, see Cylinders section)				

⚠ Extended lead time

Construction cores (T) have an additional handling charge 50-231

COMPLETE LOCKS LATCHES

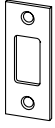
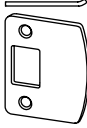
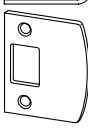

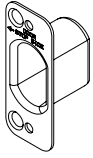
Specify on order only if requesting an option other than the default

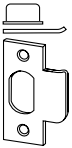
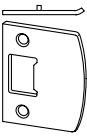
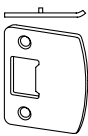



DEADBOLT/LATCHES							
Default	Deadbolt	Deadlatch	Faceplate description	Backset	Housing diameter	Specify combo part number	Price adjustment
▪	12-288	16-480	Square corner, 1" x 2-1/4"	2-3/8" or 2-3/4"	1"	16-481	\$0.00
	12-289	16-204	Round corner, 1" x 2-1/4"	2-3/8" or 2-3/4"	1"	16-482	\$0.00
	12-291	16-228	Square corner, 1-1/8" x 2-1/4"	2-3/8" or 2-3/4"	1"	16-483	\$0.00
	12-633	16-132	Deadbolt: Square corner, 1-1/8" x 2-1/4" Deadlatch: Square corner, 1" x 2-1/4" (Includes G506-815 housing sleeve for latch and bolt for 1-1/8" preparation)	5"	1"	16-484	\$44.10

COMPLETE LOCKS STRIKES

Specify on order only if requesting an option other than the default

DEADBOLT STRIKES				
10-094 	10-092 	10-095 	10-064 	10-112 

LATCH STRIKES				
10-001 	10-026 	10-027 	10-058 	

DEADBOLT STRIKES				
Default	Description	Default lip length for doors up to 2" thick	Specify	Price adjustment
▪	Square corner, 1-1/8" x 2-3/4"	-	10-094	\$0.00
	1/4" Radius round corner, full lip, no box, 1-5/8" x 2-1/4"	1-1/8"	10-092	\$0.00
	Round corner strike, full lip, 1-1/8" x 2-3/4"	1-1/8"	10-095	\$0.00
	Circular drive-in, thimble strike, 1-3/16" diameter, 494 (626 only)	-	10-064	\$0.00

LATCH STRIKES				
Default	Description	Default lip length for doors up to 2" thick	Specify	Price adjustment
▪	Square corner, T-strike, box, 1-1/8" x 2-3/4"	1-1/8"	10-001	\$0.00
	Square corner, full lip, no box, 1-5/8" x 2-1/4"	1-1/8"	10-026	\$0.00
	1/4" Radius round corner, full lip, no box, 1-5/8" x 2-1/4"	1-1/8"	10-027	\$0.00
	Circular, adjustable, 1-3/4" diameter (605 and 626 only)	1-7/32"	10-058	\$0.00

STRIKE COMBINATIONS				
Default	Deadbolt strike	Latch strike	Specify combo part number	Price adjustment
▪	10-094	10-001, 1-1/8" Lip	10-109	\$0.00
	10-064	10-001, 1-1/8" Lip	10-251	\$0.00
	10-094	10-026	10-110	\$0.00
	10-064	10-026	10-253	\$0.00
	10-094	10-027	10-111	\$0.00
	10-064	10-027	10-256	\$0.00
	10-092	10-027	10-257	\$0.00
	10-064	10-058	10-258	\$0.00
	10-095	10-026	10-259	\$0.00



COMPLETE LOCKS OPTIONS

PACK CYLINDERS LOOSE		
Description	Specify	Price adjustment
Pack cylinders loose in box	PCL	\$0.00
BUY AMERICA ACT		
Buy America Act Compliant	BAA	\$25.00

☒ Extended lead time

COMPLETE LOCKS LESS COMPONENTS

Deductions are applied to complete lock prices. When requesting a product "Less (LLL)" any attribute, the entire detailed ACN must be provided.

LOCKS LESS COMPONENTS		
Description	Specify	Price adjustment
Less deadbolt	LLL	-\$28.50
Less deadlatch	LLL	-\$32.10
Less deadbolt strike	LLL	-\$3.60
Less latch strike	LLL	-\$7.10

COMPLETE LOCKS KEYING

Specify on order only if requesting an option other than the default. Control keys are not furnished with locks and must be purchased separately. See [Keys section](#) at the back of this book.

For complete details on cylinders, tailpieces, keying and keys, see the [Cylinders](#) and [Keys](#) sections at the back of this book.

KEYING		Default	Optional	Default	Optional	Default	Optional	Default	Optional	Default	Optional	Default	Optional
Specify	Description	P6	P	Z	R	T	M						
KD	Keyed different	▪		▪					▪				
KA-OBIT	Keyed alike 0 bitted		▪		▪								
KA-IBIT	Keyed alike 1 bitted							▪					
KAGRP	Keyed alike by group		▪		▪				▪				
KAQTY	Keyed alike by qty		▪		▪								
KEYSPECIFIC	Keyed alike to specific combination		▪		▪				▪				
MK	Master keyed		▪		▪	▪			▪			▪	
SPLIT	Split key construction keyed		▪										
RCK	Lost ball construction keyed				▪								
RMK	Residential master keyed				▪								
RCK/RMK	Lost ball construction keyed and res. master keyed				▪								
ICC	FSIC construction keyed, (default)								▪				
ICA	FSIC construction keyed, (if specified)									▪			
ICB	FSIC construction keyed, (if specified)									▪			
BRN	SFIC construction keyed, Brown (default)												
GRN	SFIC construction keyed, Green (if specified)												

KEYWAY									
Specify keyway	Keyway family	Default keyway		P6	P	Z	R	T	M
		Non-masterkeyed	Masterkeyed						
[]	Everest 29 S (Open) Default if not specified	S123	S145	▪			▪		
[]	Obverse (Open)	C	E	▪	▪		▪	▪	
[]	Everest C (Open)	C123	C145	▪			▪		
[]	Everest D (Restricted)	D123	D145	▪			▪		
[]	Everest 29 T (Restricted)	T123	T145	▪			▪		
[]	Quad (Restricted)	Customer directed		▪			▪		
[]	Numbered (Restricted)	Customer directed		▪			▪		
[]	Reverse (Restricted)	Customer directed		▪			▪		
[]	Everest B (Restricted)	N/A	B125			▪			▪
[]	Everest 29 R (Restricted)	N/A	R125			▪			▪
[]	Best	A	N/A						

For a complete list of keying related charges, see the [Cylinders](#) and [Keys](#) sections at the back of this book.
Keys must be ordered separately for all construction keyed options.

PARTS

LEVERS AND RELATED PARTS			Available finishes													
			605	606	609	612	613	619	622	625	626	629	630	643e	626AM	630AM
			▪	▪	⌘	N/A	▪	▪	N/A	▪	▪	N/A	N/A	N/A	N/A	N/A
Specify			Description	Price each												
Part number	Lever design	Finish														
08-020	.[Lever]	.[Finish]	Lever - keyed, JUP NEP SAT IFLA	\$99.80												
08-027	.[Lever]	.[Finish]	Lever - FSIC, JUP NEP SAT	\$100.00												
08-030	.[Lever]	.[Finish]	Lever - FSIC, driver, retainer (converts PD to JD), JUP NEP SAT	\$121.00												
S605-242	-	-	Full size core driver	\$12.20												
S605-241	-	-	Full size core retainer	\$5.50												
S605-194	-	-	Lever insert for FSIC	\$5.20												

ESCUTCHEONS			Available finishes													
			605	606	609	612	613	619	622	625	626	629	630	643e	626AM	630AM
			▪	▪	⌘	N/A	▪	▪	N/A	▪	▪	N/A	N/A	N/A	N/A	N/A
Specify			Description	Price each												
Part number	Finish															
08-032	.[Finish]		Inside escutcheon assembly SAT FLA	\$148.00												

TRIM COMBINATIONS			Available finishes													
			605	606	609	612	613	619	622	625	626	629	630	643e	626AM	630AM
			▪	▪	⌘	N/A	▪	▪	N/A	▪	▪	N/A	N/A	N/A	N/A	N/A
Specify			Description	Price each												
Part number	Lever design	Finish														
68-001	.[Lever]	.[Finish]	S210 - Outside chassis, rose and lever. Available lever styles: JUP, NEP, SAT, FLA	\$143.00												
68-003	.[Lever]	.[Finish]	S251, S270 - Outside chassis and rose assembly for S251 and S270 functions. Lever not included.	\$109.00												
68-004	.[Lever]	.[Finish]	S280 - Outside chassis and Saturn rose. Lever not included.	\$109.00												
08-034	.[Lever]	.[Finish]	S210, S270, S280 - Inside chassis and lever. Available lever styles: JUP, NEP, SAT, FLA	\$150.00												
08-035	.[Lever]	.[Finish]	S251 - Inside chassis and lever. Available lever styles: JUP, NEP, SAT, FLA	\$167.00												

DEADBOLTS			Available finishes													
			605	606	609	612	613	619	622	625	626	629	630	643e	626AM	630AM
			▪	▪	⌘	N/A	▪	▪	N/A	▪	▪	N/A	N/A	N/A	N/A	N/A
Specify		Description	Backset	Price each												
Part number	Finish															
12-288	.[Finish]	Square corner, 1" x 2-1/4"	2-3/8" or 2-3/4"	\$44.50												
12-289	.[Finish]	Round corner, 1"x 2-1/4"	2-3/8" or 2-3/4"	\$44.50												
12-291	.[Finish]	Square corner, 1-1/8" x 2-1/4"	2-3/8" or 2-3/4"	\$53.60												
12-633	.[Finish]	Square corner, 1-1/8" x 2-1/4"	5"	\$118.00												
39-030	.[Finish]	Rabbeted latch and strike kit - adapts square corner latches and 2-3/4" high square corner strikes to 1/2" rabbeted door and frame preparations (only available in 605 and 619 finishes)	-	\$74.10												

PARTS

DEADLATCHES		Available finishes													
		605	606	609	612	613	619	622	625	626	629	630	643e	626AM	630AM
		▪	▪	∞	N/A	▪	▪	N/A	▪	▪	N/A	N/A	N/A	N/A	N/A
Specify		Description	Backset	Price each											
Part number	Finish														
16-480	.[Finish]	Square corner, 1" x 2-1/4"	2-3/8" or 2-3/4"	\$45.90											
16-204	.[Finish]	Round corner, 1"x 2-1/4"	2-3/8" or 2-3/4"	\$47.60											
16-228	.[Finish]	Square corner, 1-1/8" x 2-1/4"	2-3/8" or 2-3/4"	\$45.90											
16-132	.[Finish]	Square corner, 1-1/8" x 2-1/4"	5"	\$59.40											
39-030	.[Finish]	Rabbeted latch and strike kit - adapts square corner latches and 2-3/4" high square corner strikes to 1/2" rabbeted door and frame preparations. Only available in 605 and 625 finishes.	-	\$74.10											

DEADBOLT/DEADLATCH COMBINATIONS		Available finishes													
		605	606	609	612	613	619	622	625	626	629	630	643e	626AM	630AM
		▪	N/A	▪	N/A	N/A	∞	▪	▪	▪	N/A	N/A	▪	N/A	N/A
Specify		Description	Backset	Housing diameter	Deadbolt	Deadlatch	Price each								
Part number	Finish														
16-481	.[Finish]	Square corner. 1" x 2-1/4"	2-3/8" or 2-3/4"	1"	12-288	16-480	\$90.40								
16-482	.[Finish]	Round corner. 1" x 2-1/4"	2-3/8" or 2-3/4"	1"	12-289	16-204	\$90.40								
16-483	.[Finish]	Square corner. 1 1/8" x 2-1/4"	2-3/8" or 2-3/4"	1"	12-291	16-228	\$99.40								
16-484	.[Finish]	Deadbolt: Square corner, 1-1/8" x 2-1/4" Deadlatch: Square corner, 1" x 2-1/4" (Includes G506-815 housing sleeve for latch and bolt for 1-1/8" preparation)	5"	1"	12-633	16-132	\$177.00								

DEADBOLT STRIKES		Available finishes													
		605	606	609	612	613	619	622	625	626	629	630	643e	626AM	630AM
		▪	▪	∞	N/A	▪	▪	N/A	▪	▪	N/A	N/A	N/A	N/A	N/A
Specify		Description	Lip length	Price each											
Part number	Finish														
10-094	.[Finish]	Square corner, 1-1/8" x 2-3/4"	-	\$15.10											
10-064	.[Finish]	Circular drive-in, thimble strike, 1-3/16" diameter, 494 (626 only)	-	\$21.30											
10-092	.[Finish]	1/4" Radius round corner, full lip, no box, 1-5/8" x 2-1/4"	1-1/8"	\$9.70											
10-095	.[Finish]	Square corner, full lip, no box, 1-5/8" x 2-1/4"	1-1/8"	\$9.70											
10-112	-	Metal dust box with screws	-	\$15.00											

PARTS

CS210 SERIES

S200 SERIES

LATCH STRIKES		Available finishes													
		605	606	609	612	613	619	622	625	626	629	630	643e	626AM	630AM
		▪	▪	∞	N/A	▪	▪	N/A	▪	▪	N/A	N/A	N/A	N/A	N/A
Specify		Description			Lip length		Price each								
Part number	Finish														
10-001	.[Finish]	Square corner, T-strike, box, 1-1/8" x 2-3/4"			1-1/8"		\$8.10								
10-026	.[Finish]	Square corner, full lip, no box, 1-5/8" x 2-1/4"			1-1/8"		\$9.40								
10-027	.[Finish]	1/4" Radius round corner, full lip, no box, 1-5/8" x 2-1/4"			-		\$9.40								
10-058	.[Finish]	Circular, adjustable, 1-3/4" diameter, 605 and 626 only			1-7/32"		\$15.00								

DEADBOLT/LATCH STRIKE COMBINATIONS		Available finishes													
		605	606	609	612	613	619	622	625	626	629	630	643e	626AM	630AM
		▪	▪	∞	N/A	▪	▪	N/A	▪	▪	N/A	N/A	N/A	N/A	N/A
Specify		Deadbolt strike				Latch strike				Price each					
Part number	Finish														
10-109	.[Finish]	10-094				10-001, 1-1/8" lip				\$23.10					
10-251	.[Finish]	10-064				10-001, 1-1/8" lip				\$29.30					
10-110	.[Finish]	10-094				10-026				\$24.50					
10-253	.[Finish]	10-064				10-026				\$30.80					
10-111	.[Finish]	10-094				10-027				\$24.50					
10-256	.[Finish]	10-064				10-027				\$30.80					
10-257	.[Finish]	10-092				10-027				\$19.20					
10-258	.[Finish]	10-064				10-058				\$34.80					
10-259	.[Finish]	10-095				10-026				\$19.20					

MISCELLANEOUS PARTS/ADAPTERS		
Specify	Description	Price each
G506-815	1" Long bolt or latch housing sleeve to adapt 7/8" diameter housing to 1" bore	\$8.70
08-000	Interconnect assembly	\$137.00
F506-867	Rotational stop	\$4.00

SCREWS		Available finishes													
		605	606	609	612	613	619	622	625	626	629	630	643e	626AM	630AM
		▪	▪	∞	N/A	▪	▪	N/A	▪	▪	N/A	N/A	N/A	N/A	N/A
Specify		Description			Type		Size		Price each						
Part number	Finish														
B502-998	-	Mounting, upper cylinder			Philips flat head cross recess		10-32 x 2-1/4"		\$1.70						
C603-897	.[Finish]	Latch and strike			Philips flat head combo		#8 x 3/4"		\$1.10						
S605-289	-	Mounting, lower chassis			Philips flat head		8-32 x 1-1/4"		\$2.10						
S605-297	.[Finish]	Escutcheon (2 req.)			Philips oval head		6-32 x 3/8"		\$2.40						

PARTS

SCREW PACKS		Available finishes													
		605	606	609	612	613	619	622	625	626	629	630	643e	626AM	630AM
		▪	▪	⌘	N/A	▪	▪	N/A	▪	▪	N/A	N/A	N/A	N/A	N/A
Specify		Description	Contents	Price each											
Part number	Finish														
S306-151	.[Finish]	Mounting screws	(2) S605-289 (2) B502-998	\$12.70											

TORX SCREW PACKS		Available finishes													
		605	606	609	612	613	619	622	625	626	629	630	643e	626AM	630AM
		▪	▪	⌘	N/A	▪	▪	N/A	▪	▪	N/A	N/A	N/A	N/A	N/A
Specify		Description	Contents	Price each											
Part number	Finish														
Torx screw packs are furnished with appropriate T-15 installation tool(s)		Latch and strike (2 req.)	(4) C503-766 (T-15)	\$27.10											

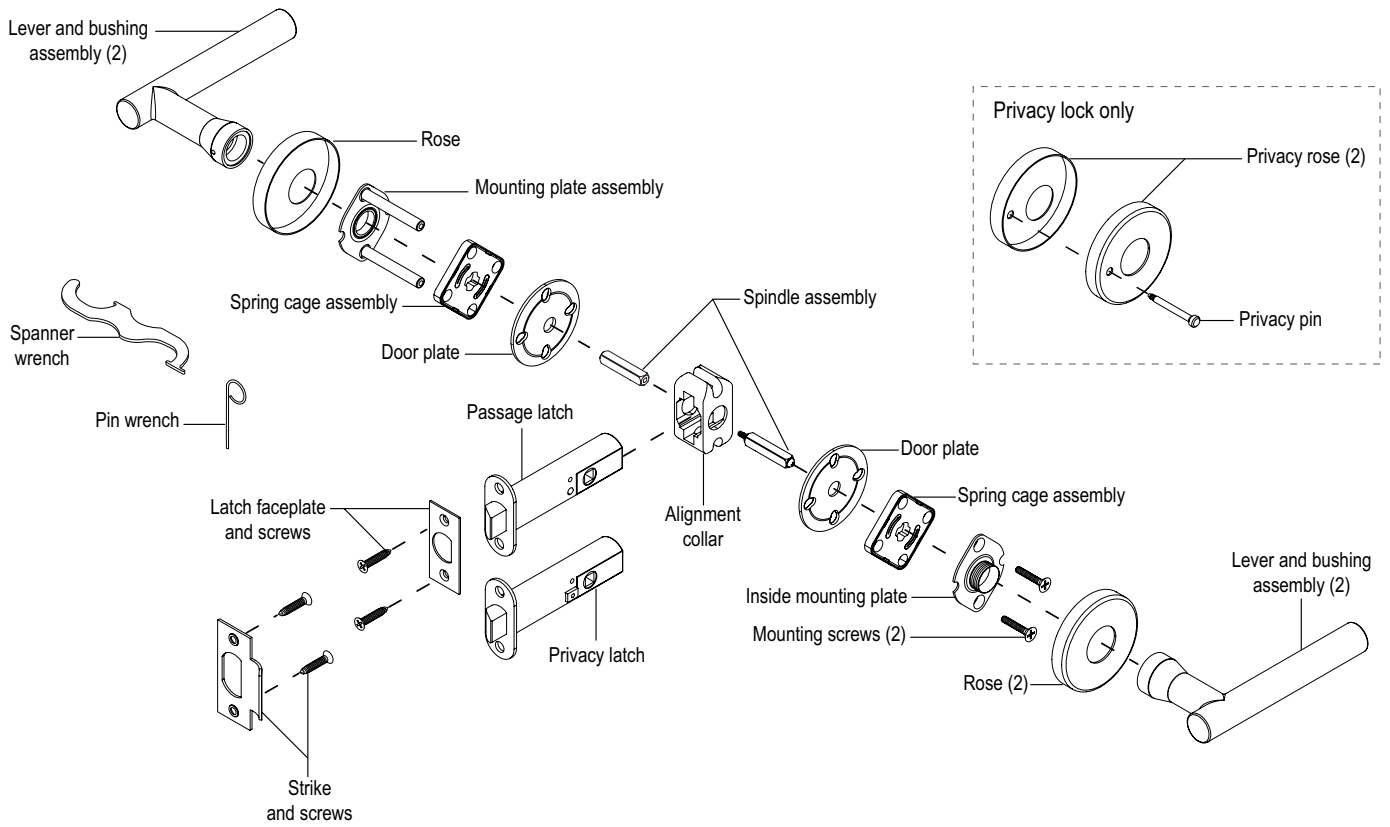
CYLINDERS AND KEYS
Cylinders and keys sold separate can be found in the [Cylinders](#) and [Keys](#) sections at the back of this book.



this page intentionally blank

LT SERIES

Grade 2 tubular levered lock



How to order

To order products, attribute values should be provided in the sequence shown below. Each value should be separated by a period.

Line item	Quantity	Required for all lock orders							Options	
		Series + Function + Optional Fire Rated	Lever design	Rose design	Finish	Latch	Strike	Strike lip length	Box for ANSI strike	Pack cylinders loose (PLC)
		1	2A	2B	2C	3	4	5	6A	6B

Specifying dimensions:

Dimensions should be provided with the whole number followed by a dash and then the fraction of an inch. Example: 1-3/4.

Line item number

Quantity

- 1 Series+Function+Optional Fire Rated:** Series combined with function.
- 2A Lever design:** Required for all orders.
- 2B Rose design:** Required for all orders.
- 2C Finish:** Required for all orders.
- 3 Latch:** Leave blank to receive the default latch. Specify part number if non-default latch is required or if specifying a product Less (LLL) any attribute.
- 4 Strike:** Leave blank to received default strike. Specify part number if non-default strike is required or if specifying a product Less (LLL) any attribute.
- 5 Strike lip length:** Leave black for default strike lip length. Specify for non-default strike lip length or if specifying a product Less (LLL) any attribute. Specify with a LIP prefix followed by the lip length dimension. Example: LIP1-3/8.
- 6A-6B Options:** Specify any desired options.

Contents

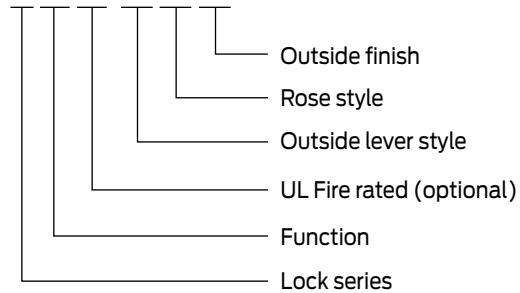
LT Series Overview	305
LT Series Functions	308
LT Series Style.....	309
LT Series Configure a product.....	313
Style options	314
Latches.....	315
Strikes.....	315
Options.....	316
LT Series Parts	317
Levers.....	317
Roses	317
Spring latches	317
Strikes.....	318
Miscellaneous parts.....	318

BAA/ARRA

Contact your local RSO or
Sales Rep. for ordering details

Product identification

LT40[F].06.B.626



Finish codes and descriptions

BHMA code		Description
605	(US 3)	Bright Brass
606	(US 4)	Satin Brass
609	(US 5)	Antique Brass
619	(US 15)	Satin Nickel
622	(US 19)	Matte Black
625	(US 26)	Bright Chrome
626	(US 26D)	Satin Chrome
626AM		Satin Chrome, Antimicrobial
629	(US32)	Bright Stainless
630	(US32D)	Satin Stainless
630AM		Satin Stainless, Antimicrobial
643e	(US 11)	Aged Bronze

Standard features

Certification	ANSI/BHMA Certified ANSI A156.2-2011, Series 4000, Grade 2. Available UL Listed for 20 minute fire door.
Latch	1-1/8" x 2-1/4", Square corner faceplate, 7/8" housing diameter, 1/2" throw
Strike	1-1/8" x 2-3/4", Square corner, T-strike, Box
Backset	2-3/4" standard, 2-3/8" optional
Door range	1-3/8" - 1-3/4"





ANSI/BHMA Certified A156.2-2011, Series 4000, Grade 2,
Available UL listing.

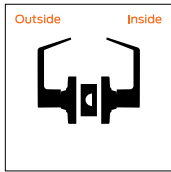
NON-KEYED LOCKS

SCHLAGE ANSI

LT10

Passage latch

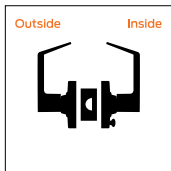
Both levers always unlocked.



LT40

Privacy lock

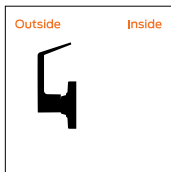
Both levers unlocked unless outside lever locked by push-button on inside rose. Turning inside lever or inserting emergency key into outside rose unlocks outside lever. Restoring feature unlocks outside lever by closing the door.



LT170

Single dummy trim

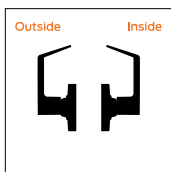
Dummy trim for one side of door.



LT172

Pair dummy trim

Dummy trim for both sides of door



LT SERIES

S SERIES



FINISH AVAILABILITY	Bright Brass (605)	Satin Brass (606)	Antique Brass (609)	Satin Bronze (612)	Oil Rubbed Bronze (613)	Satin Nickel (619)	Matte Black (622)	Bright Chrome (625)	Satin Chrome (626)	Bright Stainless Steel (629)	Satin Stainless Steel (630)	Aged Bronze (643e)	Satin Chrome, Antimicrobial (626AM)	Satin Stainless Steel, Antimicrobial (630AM)
STANDARD LEVERS														
LEVER														
01	605	606	609	-	-	619	622	625	626	629	630	643e	-	-
02	605	606	609	-	-	619	622	625	626	629	630	643e	-	-
03	605	606	609	-	-	619	622	625	626	629	630	643e	-	-
05	605	606	609	-	-	619	622	625	626	629	630	643e	-	-
06	605	606	609	-	-	619	622	625	626	629	630	643e	-	-
07	605	606	609	-	-	619	622	625	626	629	630	643e	-	-
12	605	606	609	-	-	619	622	625	626	629	630	643e	-	-
17	605	606	609	-	-	619	622	625	626	629	630	643e	-	-
18	605	606	609	-	-	619	622	625	626	629	630	643e	-	-
ACC	605	606	609	-	-	619	622	625	626	-	-	643e	-	-
AST	605	606	609	-	-	619	622	625	626	-	-	643e	-	-
LAT	605	606	609	-	-	619	622	625	626	629	630	643e	-	-
LON	605	606	609	-	-	619	622	625	626	629	630	643e	-	-
MER	605	606	609	-	-	619	622	625	626	-	-	643e	-	-
OME	605	606	609	-	-	619	622	625	626	629	630	643e	-	-
M COLLECTION LEVERS														
LEVER														
M51	605	606	609	-	-	619	622	625	626	629	630	643e	-	-
M52	605	606	609	-	-	619	622	625	626	629	630	643e	-	-
M53	605	606	609	-	-	619	622	625	626	629	630	643e	-	-
M54	605	606	609	-	-	619	622	625	626	629	630	643e	-	-
M55	605	606	609	-	-	619	622	625	626	629	630	643e	-	-
M56	605	606	609	-	-	619	622	625	626	629	630	643e	-	-
M57	-	-	-	-	-	-	-	-	-	629	630	-	-	-
M61	605	606	609	-	-	619	622	625	626	629	630	643e	-	-
M62	-	-	-	-	-	-	-	-	-	629	630	-	-	-
M63	605	606	609	-	-	619	622	625	626	629	630	643e	-	-
M81	605	606	609	-	-	619	622	625	626	629	630	643e	-	-
M82	605	606	609	-	-	619	622	625	626	629	630	643e	-	-
M83	605	606	609	-	-	619	622	625	626	629	630	643e	-	-
M84	605	606	609	-	-	619	622	625	626	629	630	643e	-	-
M85	605	606	609	-	-	619	622	625	626	629	630	643e	-	-
ME1	605	606	609	-	-	619	622	625	626	629	630	643e	-	-
ME2	605	606	609	-	-	619	622	625	626	629	630	643e	-	-
ME3	605	606	609	-	-	619	622	625	626	629	630	643e	-	-

STANDARD LEVER DESIGNS (CAST OR FORGED)

<p>01</p>	<p>02</p>	<p>03</p>
<p>Available roses: B (shown), C</p>	<p>Available roses: B (shown), C</p>	<p>Available roses: B (shown), C</p>
<p>05</p>	<p>06 (RHODES)</p>	<p>07</p>
<p>Available roses: B (shown), C</p>	<p>Available roses: B (shown)</p>	<p>Available roses: B (shown), C</p>
<p>12</p>	<p>17 (SPARTA)</p>	<p>18</p>
<p>Available roses: B (shown), C</p>	<p>Available roses: B (shown), C</p>	<p>Available roses: B (shown), C</p>
<p>ACCENT (ACC)</p>	<p>ASTI (AST)</p>	<p>LATITUDE (LAT)</p>
<p>Available roses: B (shown), C</p>	<p>Available roses: B (shown), C</p>	<p>Available roses: B (shown), C</p>
<p>LONGITUDE (LON)</p>	<p>MERANO (MER)</p>	<p>OMEGA (OME)</p>
<p>Available roses: B (shown), C</p>	<p>Available roses: B (shown), C</p>	<p>Available roses: B (shown), C</p>

M COLLECTION LEVER DESIGNS (CAST OR FORGED)

<p>M51</p>	<p>M52</p>	<p>M53</p>
<p>Available roses: B (shown), C</p>	<p>Available roses: B (shown), C</p>	<p>Available roses: B (shown), C</p>
<p>M54</p>	<p>M55</p>	<p>M56</p>
<p>Available roses: B (shown), C</p>	<p>Available roses: B (shown), C</p>	<p>Available roses: B (shown), C</p>
<p>M57</p>	<p>M61</p>	<p>M62</p>
<p>Available roses: B (shown), C</p>	<p>Available roses: B (shown), C</p>	<p>Available roses: B (shown), C</p>
<p>M63</p>	<p>M81</p>	<p>M82</p>
<p>Available roses: B (shown), C</p>	<p>Available roses: B (shown), C</p>	<p>Available roses: B (shown), C</p>
<p>M83</p>	<p>M84</p>	<p>M85</p>
<p>Available roses: B (shown), C</p>	<p>Available roses: B (shown), C</p>	<p>Available roses: B (shown), C</p>

LT SERIES

M COLLECTION LEVER DESIGNS (CAST OR FORGED)

<p>ME1</p>	<p>ME2</p>	<p>ME3</p>
<p>Available roses: B (shown), C</p>	<p>Available roses: B (shown), C</p>	<p>Available roses: B (shown), C</p>

S SERIES

ROSE (WROUGHT) DESIGNS

<p>B 2-9/16" (65mm) diameter</p>	<p>C 2-5/8" (66mm) diameter</p>
---	--

You can **configure and price a full range of products** using the tables and rules shown in this section.

The pricing of locks in this section includes the P6 cylinder in an open keyway (where applicable), default latch, strike and a 1-3/4" thick door. Additional modifications are available using the rules and price adjustments on the subsequent pages.

How to order:

- All applicable product attributes must be provided in the order shown below
- Each value must separated by a period
- Fractions will be written with the "/" symbol separating the numerator and the denominator (example 1/2)
- For dimensions that contain a whole number and a fraction, a hyphen "-" will be added after the whole number and before the fraction (example 2-1/2)
- For two dimensions represented together, such as length and width, the values would be separated by an "x" with no spaces
- Finishes should be listed using their BHMA finish as shown in this book

Required for all lock orders							
Series + Function + Optional Fire Rated	Lever design	Rose design	Finish	Latch	Strike	Strike lip length	Box for ANSI strike
1	2A	2B	2C	3	4	5	6

Only required when deviating from the product's default. Specify only the deviated attribute(s).

EXAMPLE:

LT40 . 06 . C . 626 . 10-004

|
|
|
|
|
|

1
2A
2B
2C
4

Strike deviates from the product default

COMPLETE LOCKS		STANDARD LEVERS				M COLLECTION					
		01	02	03	05	M51	M52	M53	M54		
		06	07	12	17	M55	M56	M61	M63		
		18	LAT	LON	OME	M81	M82	M83	M84		
						M85	ME1	ME2	ME3		
		ACC	AST	MER		M57	M62				
		Not available in 629, 630				Only available in 629 or 630					
SERIES + FUNCTION	DESCRIPTION	605	606	609	619	622	605	606	609	619	622
		625	626	629	630	643e	625	626	629	630	643e
NON-KEYED FUNCTIONS											
LT10	Passage latch	\$363.00				\$363.00					
LT10F	Passage latch, fire rated	\$375.00				\$375.00					
LT40	Privacy lock	\$382.00				\$382.00					
LT40F	Privacy lock, fire rated	\$393.00				\$393.00					
🔑 LT170	Single dummy trim	\$172.00				\$172.00					
🔑 LT172	Pair dummy trim	\$348.00				\$348.00					

⌘ Extended lead time

COMPLETE LOCKS STYLE OPTIONS

Specify on order only if requesting an option other than the default

ANTIMICROBIAL COATING		
Description	Specify	Price adjustment
Adds silver-ion based antimicrobial coating to inside and outside lever, bushing, rose, and privacy pin (if applicable)	626AM or 630AM	\$69.30

COMPLETE LOCKS LATCHES

Specify on order only if requesting an option other than the default

LATCHES				
Non-fire rated latches				
Default	Faceplate description	Backset	Specify	Price adjustment
▪	Passage latch - 1-1/8" x 2-1/4" square faceplate. Typical for > 1-3/4" thick doors.	2-3/4"	THP-8301	\$0.00
	Passage latch - 1" x 2-1/4" square faceplate. Typical for 1-3/8" thick doors.	2-3/8"	THP-8201	\$0.00
▪	Privacy latch - 1-1/8" x 2-1/4" square faceplate. Typical for > 1-3/4" thick doors.	2-3/4"	THP-8319	\$0.00
	Privacy latch - 1" x 2-1/4" square faceplate. Typical for 1-3/8" thick doors.	2-3/8"	THP-8219	\$0.00
Fire rated latches				
Default	Faceplate description	Backset	Specify	Price adjustment
▪	Passage latch - 1-1/8" x 2-1/4" square faceplate. Typical for > 1-3/4" thick doors.	2-3/4"	THP-8301-F	\$0.00
	Passage latch - 1" x 2-1/4" square faceplate. Typical for 1-3/8" thick doors.	2-3/8"	THP-8201-F	\$0.00
▪	Privacy latch - 1-1/8" x 2-1/4" square faceplate. Typical for > 1-3/4" thick doors.	2-3/4"	THP-8319-F	\$0.00
	Privacy latch - 1" x 2-1/4" square faceplate. Typical for 1-3/8" thick doors.	2-3/8"	THP-8219-F	\$0.00

COMPLETE LOCKS STRIKES

Specify on order only if requesting an option other than the default

STRIKES				
Default	Description	Default lip length	Specify	Price adjustment
▪	Square corner, T-strike, box, 1-1/8" x 2-3/4"	1-1/8"	10-001	\$0.00
	Square corner, T-strike, box, 1-1/8" x 2-3/4"	1"	10-001.LIP1	\$11.00
	Square corner, T-strike, box, 1-1/8" x 2-3/4"	1-1/4"	10-001.LIP1-1/4	\$11.00
	Square corner, T-strike, box, 1-1/8" x 2-3/4"	1-1/2"	10-001.LIP1-1/2	\$11.00
	Square corner, T-strike, box, 1-1/8" x 2-3/4"	1-3/4"	10-001.LIP1-3/4	\$11.00
	Square corner, T-strike, box, 1-1/8" x 2-3/4"	2"	10-001.LIP2	\$11.00
	Round corner (1/4" radius), T-strike, box 1-1/8" x 2-3/4"	1-1/8"	10-004	\$0.00
	ANSI, no box, 1-1/4" x 4-7/8"	1-3/16"	10-025.LIP1-3/16	\$0.00
	ANSI, no box, 1-1/4" x 4-7/8"	1-3/8"	10-025.LIP1-3/8	\$39.30
	ANSI, no box, 1-1/4" x 4-7/8"	1-1/2"	10-025.LIP1-1/2	\$39.30
	Square corner, full lip, no box, 1-5/8" x 2-1/4"	1-1/8"	10-026	\$0.00
	Round corner (1/4" radius), full lip, no box, 1-5/8" x 2-1/4"	1-1/8"	10-027	\$0.00
	Box for 10-001 T-Strike		C603-623	\$0.84



COMPLETE LOCKS

OPTIONS

BOX FOR ANSI STRIKE		
Description	Specify	Price adjustment
Plastic dust box for ANSI strike	K510-066	\$0.00

LT SERIES

S SERIES

PARTS

LEVERS																						
Extended factory lead time											Available finishes											
											605	606	609	612	613	619	622	625	626	629	630	643e
Standard: 01, 02, 03, 05, 06, 07, 12, 17, 18, LAT, LON, OME											▪	▪	▪	N/A	N/A	▪	▪	▪	▪	▪	▪	▪
Standard: ACC, AST, MER											▪	▪	▪	N/A	N/A	▪	▪	▪	▪	N/A	N/A	▪
M Collection: M51, M52, M53, M54, M55, M56, M61, M63, M81, M82, M83, M84, M85, ME1, ME2, ME3											▪	▪	▪	N/A	N/A	▪	▪	▪	▪	▪	▪	▪
M Collection: M57, M62											N/A	N/A	N/A	N/A	N/A	N/A	N/A	N/A	N/A	▪	▪	N/A
Specify			Description	Standard levers			M Collection levers															
Part number	Knob/lever	Finish																				
09-502	[Lever]	[Finish]	Lever with bushing only	\$230.00			\$248.00															

ROSES																								
											Available finishes													
											605	606	609	612	613	619	622	625	626	629	630	643e	626AM	630AM
											▪	▪	▪	N/A	N/A	▪	▪	▪	▪	▪	▪	▪	N/A	N/A
Specify			Description											Price each										
Part number	Rose style	Finish																						
09-403	[B or C rose]	[Finish]	Passage rose											\$130.00										
09-486	-	[Finish]	Privacy rose, 'B' design											\$130.00										
09-459	-	[Finish]	Privacy rose, 'C' design											\$130.00										

SPRING LATCHES																								
											Available finishes													
											605	606	609	612	613	619	622	625	626	629	630	643e	626AM	630AM
											▪	▪	▪	N/A	N/A	▪	▪	▪	▪	▪	▪	▪	N/A	N/A
Specify		Description											Price each											
Part number	Finish																							
THP-8301-CH	[Finish]	Passage latch assembly, 2-3/4" backset, 1-1/8" x 2-1/4" square faceplate. Typical for > 1-3/4" doors. Includes screws.											\$82.90											
THP-8301-F-CH	[Finish]	Passage latch assembly, 2-3/4" backset, 1-1/8" x 2-1/4" square faceplate. Typical for > 1-3/4" doors. Includes screws. UL 20 minute fire rated.											\$87.60											
THP-8201-CH	[Finish]	Passage latch assembly, 2-3/8" backset, 1" x 2-1/4" square faceplate. Typical for 1-3/8" doors. Includes screws.											\$82.90											
THP-8201-F-CH	[Finish]	Passage latch assembly, 2-3/8" backset, 1" x 2-1/4" square faceplate. Typical for 1-3/8" doors. Includes screws. UL 20 minute fire rated.											\$90.70											
THP-8319-CH	[Finish]	Privacy latch assembly, 2-3/4" backset, 1-1/8" x 2-1/4" square faceplate. Typical for > 1-3/4" doors. Includes screws.											\$82.90											
THP-8319-F-CH	[Finish]	Privacy latch assembly, 2-3/4" backset, 1-1/8" x 2-1/4" square faceplate. Typical for > 1-3/4" doors. Includes screws. UL 20 minute fire rated.											\$90.70											
THP-8219-CH	[Finish]	Privacy latch assembly, 2-3/8" backset, 1" x 2-1/4" square faceplate. Typical for 1-3/8" doors. Includes screws.											\$82.90											
THP-8219-F-CH	[Finish]	Privacy latch assembly, 2-3/8" backset, 1" x 2-1/4" square faceplate. Typical for 1-3/8" doors. Includes screws. UL 20 minute fire rated.											\$90.70											

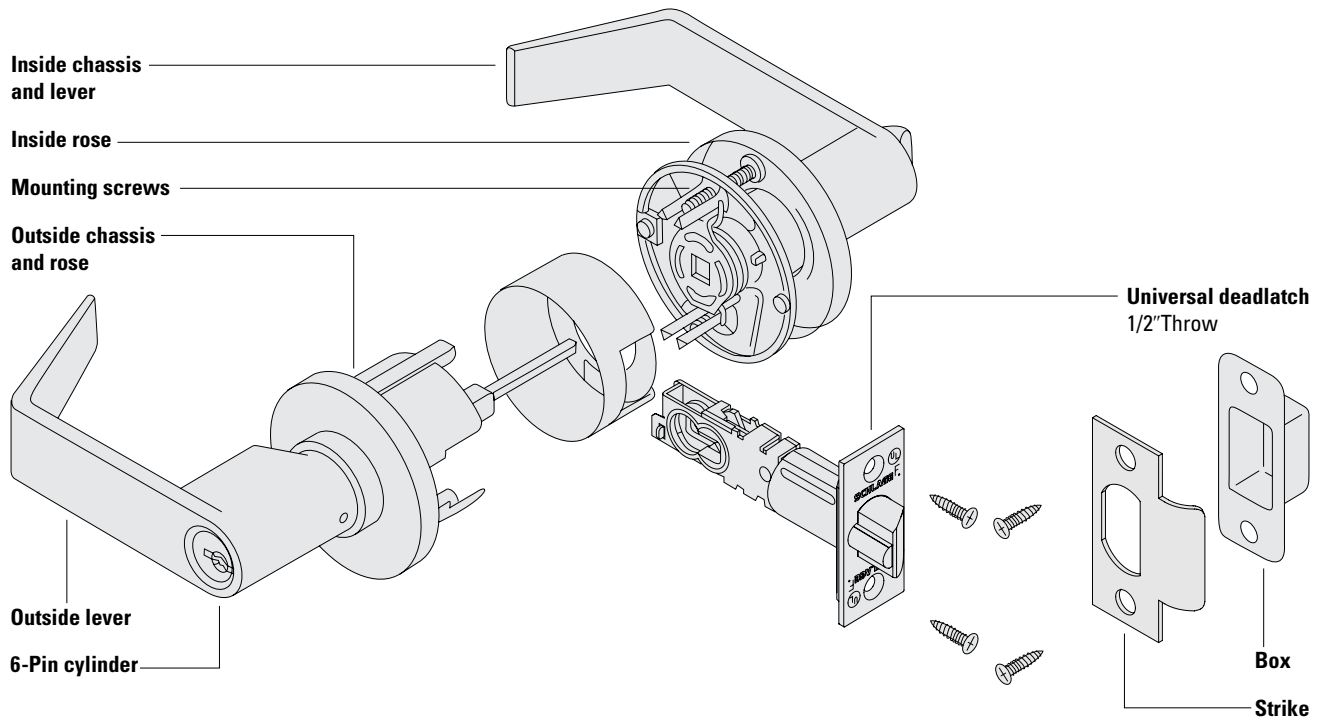
PARTS

STRIKES		Available finishes													
		605	606	609	612	613	619	622	625	626	629	630	643e	626AM	630AM
		▪	▪	▪	N/A	N/A	▪	▪	▪	▪	▪	▪	▪	N/A	N/A
Specify		Description										Price each			
Part number	Finish														
10-001	. [Finish]	Square corner, T-strike, box, 1-1/8" x 2-3/4", 1-1/8" lip length (standard strike)										\$8.10			
10-001.1	. [Finish]	Square corner, T-strike, box, 1-1/8" x 2-3/4", 1" lip length										\$17.70			
10-001.1-1/4	. [Finish]	Square corner, T-strike, box, 1-1/8" x 2-3/4", 1-1/4" lip length										\$17.70			
10-001.1-1/2	. [Finish]	Square corner, T-strike, box, 1-1/8" x 2-3/4", 1-1/2" lip length										\$17.70			
10-001.1-3/4	. [Finish]	Square corner, T-strike, box, 1-1/8" x 2-3/4", 1-3/4" lip length										\$17.70			
10-001.2	. [Finish]	Square corner, T-strike, box, 1-1/8" x 2-3/4", 2" lip length										\$17.70			
10-004	. [Finish]	Round corner (1/4" radius), T-strike, box 1-1/8" x 2-3/4", 1-1/8" lip length										\$14.30			
10-025.1-3/16	. [Finish]	ANSI, no box, 1-1/4" x 4-7/8", 1-3/16" lip length										\$19.40			
10-025.1-3/8	. [Finish]	ANSI, no box, 1-1/4" x 4-7/8", 1-3/8" lip length										\$55.70			
10-025.1-1/2	. [Finish]	ANSI, no box, 1-1/4" x 4-7/8", 1-1/2" lip length										\$55.70			
K510-066	-	Box for ANSI strike (finish not applicable)										\$8.60			
10-026	. [Finish]	Square corner, full lip, no box, 1-5/8" x 2-1/4", 1-1/8" lip length										\$9.40			
10-027	. [Finish]	Round corner (1/4" radius), full lip, no box, 1-5/8" x 2-1/4", 1-1/8" lip length										\$9.40			
C603-623	. [Finish]	Box for 10-001 T-Strike										\$0.84			

MISCELLANEOUS PARTS		Available finishes													
		605	606	609	612	613	619	622	625	626	629	630	643e	626AM	630AM
		▪	▪	▪	N/A	N/A	▪	▪	▪	▪	▪	▪	▪	N/A	N/A
Specify		Description										Price each			
Part number	Finish														
THP-022	. [Finish]	Privacy pin										\$26.60			
THP-021	-	Privacy pin stand off (for > 1-3/4" to 2" thick doors)										\$8.30			
THP-S88806-IR	-	Spindle assembly										\$26.50			
L583-685	-	Latch alignment collar										\$25.50			
L283-031	. [Finish]	Inside mounting plate										\$25.50			
L283-340	-	Outside mounting plate assembly, 1-3/8" - 1-3/4" thick doors										\$25.50			
L283-378	-	Outside mounting plate assembly, > 1-3/4" - 2" thick doors										\$58.10			
L283-341	-	LT springcage										\$29.90			
L583-682	-	Door plate										\$20.00			
L583-684	-	Dummy springcage for LT0170 & LT0172 functions										\$39.90			
L583-708	-	Wrench, pin (emergency pin for privacy function)										\$3.50			
B202-517	. [Finish]	Strike and latch screws (4 screw total)										\$10.50			
L583-584	. [Finish]	Mounting plate screws (requires 2 per lock)										\$4.90			
F506-455	. [Finish]	Screw, combination wood/metal										\$0.84			

S SERIES

Grade 2 tubular levered lock



How to order

To order products, attribute values should be provided in the sequence shown below. Each value should be separated by a period.

Line item	Quantity	Brand	Series + Function	Cylinder type (keyed functions only)	Required for all lock orders				Latch	Strike	Strike lip length	Options				Keying		
					Outside style		Inside style					Box for ANSI strike	Screw option	Pack cylinders loose (PLC)	Buy America Act compliant	Keying code	Keyway	Pack keys independently
					Outside lever design	Outside finish	Inside lever design	Inside finish										
		1	2	3	4A	4B	5A	5B	6	7	8	9A	9B	9C	9D	10A	10B	10C

Specifying dimensions:

Dimensions should be provided with the whole number followed by a dash and then the fraction of an inch. Example: 1-3/4.

Line item number

Quantity

1 **Brand:** Required only when specifying a product Less (LLL) any attribute.

2 **Series+Function:** Series combined with function.

3 **Cylinder type:** Specify cylinder code for keyed functions.

4A **Outside lever design:** Required for all orders.

4B **Outside finish:** Required for all orders.

5A **Inside lever design:** Required only if different from the outside lever design or if specifying a product Less (LLL) any attribute.

5B **Inside finish:** Specify only if different from the outside finish or if specifying a product Less (LLL) any attribute.

6 **Latch:** Leave blank to receive the default latch. Specify part number if non-default latch is required or if specifying a product Less (LLL) any attribute.

7 **Strike:** Leave blank to received default strike. Specify part number if non-default strike is required or if specifying a product Less (LLL) any attribute.

8 **Strike lip length:** Leave black for default strike lip length. Specify for non-default strike lip length or if specifying a product Less (LLL) any attribute. Specify with a LIP prefix followed by the lip length dimension. Example: LIP1-3/8.

9A -9D **Options:** Specify any desired options.

10A **Keying code:** Default keying code is dictated by the selected cylinder type. Leave blank for to receive the default keying code or specify for any other keying code. If ordering a product less any lock attribute, keying code must be specified.

10B **Keyway:** Default way is dictated by the selected cylinder type. Leave blank for to receive the default keyway or specify to order any other keyway. If ordering a product less any lock attribute, keying code must be specified.

10C **Pack keys independently:** Specify only when requesting that keys be packed independently.

Contents

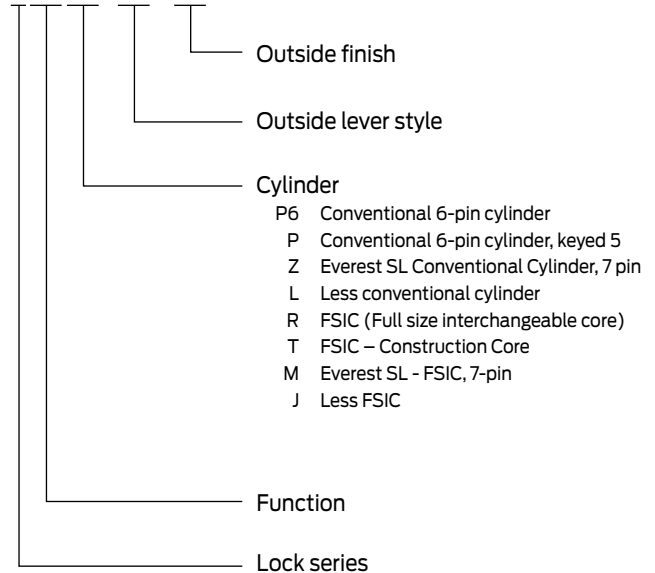
S Series | Overview.....319
S Series | Functions..... 322
S Series | Styles 323
S Series | Configure a product..... 325
 Cylinder adjustments327
 Style options 328
 Latches..... 328
 Strikes..... 329
 Strike lip length..... 329
 Options..... 330
 Less components..... 330
 Keying331
S Series | Parts..... 332
 Levers, Roses, and Chassis Parts332
 Latches.....332
 Strikes.....333
 Adapters333
 Screws..... 334
 Special Parts 334

BAA/ARRA

Contact your local RSO or
 Sales Rep. for ordering details

Product identification

S51.P6.SAT.626



Finish codes and descriptions

BHMA code		Description
605	(US 3)	Bright Brass
606	(US 4)	Satin Brass
609	(US 5)	Antique Brass
613	(US 10B)	Oil Rubbed Bronze
619	(US15)	Satin Nickel
625	(US 26)	Bright Chrome
626	(US 26D)	Satin Chrome

Standard features

Certification	ANSI/BHMA Certified A156.2-2011, Series 4000, Grade 2, UL Listed for 3-hour fire door.
Latch	1" x 2-1/4", Square corner faceplate, 7/8" housing diameter, 1/2" throw
Strike	1-1/8" x 2-3/4", Square corner, T-strike, box
Backset	Dual backset latch, fits either 2-3/8" or 2-3/4" backsets
Cylinder	6-Pin solid brass, keyed 6-pin, S123 keyway, keyed different (KD)
Door range	1-3/8" – 2" (except S40D: 1-3/8" – 1-7/8")
Keys	Two nickel silver cut keys per lock, 6-pin, S123 section

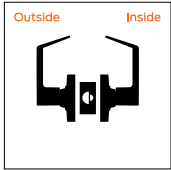


ANSI/BHMA Certified A156.2-2011, Series 4000, Grade 2, UL Listed for 3-hour fire door.

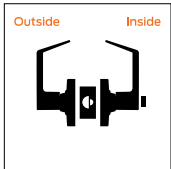
NON-KEYED LOCKS

SCHLAGE ANSI

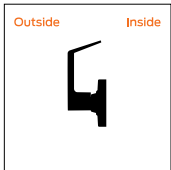
S10 F75 Passage latch
Both levers always unlocked.



S40 F76 Bath/bedroom privacy lock
Push-button locking. Can be unlocked from outside with small circular tool. Turning inside lever releases button. Closing the door does not release button.



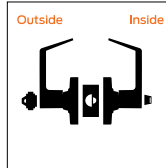
S170 Single dummy trim
Dummy trim for one side of door. Used for door pull or as matching inactive trim.



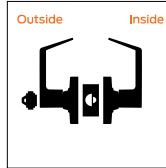
KEYED LOCKS

SCHLAGE ANSI

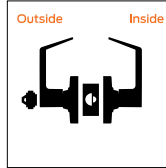
S51 F81 Entrance lock
Turn/push-button locking; pushing and turning button locks outside knob, requiring use of key until button is manually unlocked. Push-button locking; pushing button locks outside knob until unlocked by key or by turning inside knob.




S70 F84 Classroom lock
Outside lever locked and unlocked by key. Inside lever always unlocked for immediate egress.

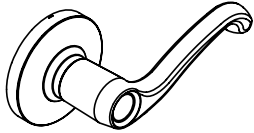


S80 F86 Storeroom lock
Outside lever fixed when locked. Latch retracted by outside lever after key is inserted and turned 90°. Inside lever always unlocked for immediate egress.

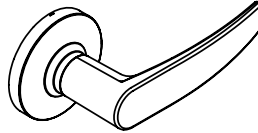


LEVER DESIGNS

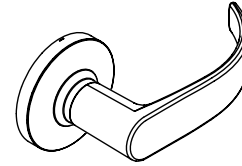
FLAIR (FLA) 
Handing required



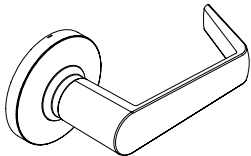
JUPITER (JUP)



NEPTUNE (NEP)



SATURN (SAT)
Tactile option: 8SA (knurled)



FINISH AVAILABILITY		Bright Brass (605)	Satin Brass (606)	Antique Brass (609)	Satin Bronze (612)	Oil Rubbed Bronze (613)	Satin Nickel (619)	Matte Black (622)	Bright Chrome (625)	Satin Chrome (626)	Bright Stainless Steel (629)	Satin Stainless Steel (630)	Aged Bronze (643e)	Satin Chrome, Antimicrobial (626AM)	Satin Stainless Steel, Antimicrobial (630AM)	
		605	606	609	-	613	619	-	625	626	-	-	-	-	-	
KNOB/LEVER																
Flair	FLA	605	606	609	-	613	619	-	625	626	-	-	-	-	-	
Jupiter	JUP	605	606	609	-	613	619	-	625	626	-	-	-	-	-	
Neptune	NEP	605	606	609	-	613	619	-	625	626	-	-	-	-	-	
Saturn	SAT	605	606	609	-	613	619	-	625	626	-	-	-	-	-	
CYLINDER FINISHES																
Complete lock finish		605	606	609	-	613	619	-	625	626	-	-	-	-	-	
Coordinating conventional cylinder																
Plug component		606	606	606	-	522	626	-	626	626	-	-	-	-	-	
Coordinating FSIC/SFIC cylinder																
Plug (lower) component		606	606	606	-	522	626	-	626	626	-	-	-	-	-	
Core face (upper) component		606	606	606	-	522	626	-	626	626	-	-	-	-	-	

⌘ Extended lead time

522 is a simulated 613 finish



LT SERIES

S SERIES

this page intentionally blank

You can **configure and price a full range of products** using the tables and rules shown in this section.

The pricing of locks in this section includes the P6 cylinder in an open keyway (where applicable), default latch, strike and a 1-3/4" thick door. Additional modifications are available using the rules and price adjustments on the subsequent pages.

How to order:

- All applicable product attributes must be provided in the order shown below
- Each value must separated by a period
- If requesting a product "Less (LLL)" any attribute, the entire detailed ACN must be provided
- Fractions will be written with the "/" symbol separating the numerator and the denominator (example 1/2)
- For dimensions that contain a whole number and a fraction, a hyphen "-" will be added after the whole number and before the fraction (example 2-1/2)
- For two dimensions represented together, such as length and width, the values would be separated by an "x" with no spaces
- Finishes should be listed using their BHMA finish as shown in this book

Required for all lock orders										Options				Keying		
Brand	Series + Function	Cylinder type (keyed functions only)	Outside style		Inside style		Latch	Strike	Strike lip length	Box for ANSI strike	Screw option	Pack cylinders loose (PLC)	Buy America Act compliant	Keying code	Keyway	Pack keys independently
			Outside lever design	Outside finish	Inside lever design	Inside finish										
1	2	3	4A	4B	5A	5B	6	7	8	9A	9B	9C	9D	10A	10B	10C

Specify only if different than outside style

Only required when deviating from the product's default. Specify only the deviated attribute(s).

Only required when deviating from the product's default. Specify only the deviated attribute(s).

◀ If ordering a product "Less (LLL)" any attribute, values for each attribute must be provided.

EXAMPLE:

S80 . P6 . SAT . 626 . 10-1025

Strike deviates from the product default

2 | 3 | 4A | 4B | 7



LT SERIES

S SERIES

COMPLETE LOCKS			LEVER STYLES		
<p>☞ Denotes a product that requires handing to be specified</p> <p>Split finishes and designs will be priced at the highest list price of the design and/or finish.</p> <p>Keyed function pricing based on P6 cylinder with open S123 keyway. See adjacent page for additional cylinder and keyway options.</p>			FLA ☞	FLA ☞	FLA ☞
			JUP	JUP	JUP
			NEP	NEP	NEP
			SAT	SAT	SAT
			FINISHES		
			626	605 606 ☞ 609 ☞ 619 625	613
SERIES + FUNCTION	CYL	DESCRIPTION			
NON-KEYED FUNCTIONS					
S10		Passage latch	\$270	\$282	\$300
S40		Bath/bedroom privacy lock	\$333	\$345	\$363
S170		Single dummy trim	\$126	\$132	\$141
KEYED FUNCTIONS					
S51	P6	Entrance lock	\$423	\$435	\$453
S70	P6	Classroom lock	\$423	\$435	\$453
S80	P6	Storeroom lock	\$423	\$435	\$453

☞ Extended lead time

COMPLETE LOCKS CYLINDER ADJUSTMENTS

Keyed locks on the previous pages are priced including the P6 cylinder with open keyway. Provided below are pricing adjustments based on other available cylinder types. For Primus and Primus XP cylinders, order lock less cylinder and order the Primus or Primus XP cylinder separately.

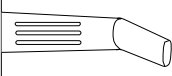
For complete details on cylinders, tailpieces, keying and keys, including cylinders sold separate, see the [Cylinders](#) and [Keys](#) sections at the back of this book.

CYLINDER ADJUSTMENTS			
Restricted keyways include: Everest 29 R and T keyways, Everest B and D keyways and Classic (Reverse/Quad/Numbered) keyways			
Description	Specify	Price adjustment	
		Open	Restricted
Conventional 6-pin cylinder	P6	\$0.00	\$24.00
Conventional 6-pin cylinder, keyed 5	P	\$0.00	\$24.00
Everest SL Conventional Cylinder, 7 pin	Z	N/A	\$24.00
Less conventional cylinder	L	-\$81.00	
Conventional Primus/Primus XP cylinder	Order separately (Restricted keyways only, see Cylinders section)		
FSIC (Full size interchangeable core)	R	\$43.00	\$67.00
FSIC – Construction Core	T	\$43.00	N/A
Everest SL - FSIC, 7-pin	M	N/A	\$67.00
Less FSIC	J	-\$49.00	
Full size interchangeable Primus/Primus XP core	Order separately (Restricted keyways only, see Cylinders section)		

⌘ Extended lead time
 Construction cores (T) have an additional handling charge 50-231

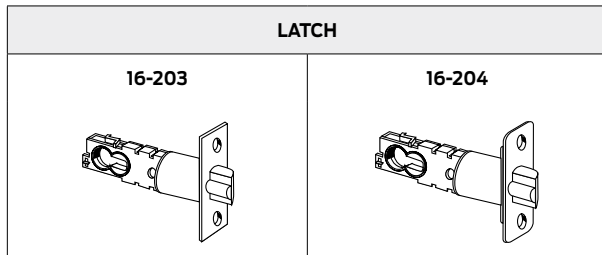
COMPLETE LOCKS STYLE OPTIONS

Specify on order only if requesting an option other than the default

MILLED PATTERN		OPTIONAL	
		Specify	Price adjustment per lever
TACTILE WARNING			
Saturn tactile lever	Milled	8SA	\$62.40

COMPLETE LOCKS LATCHES

Specify on order only if requesting an option other than the default

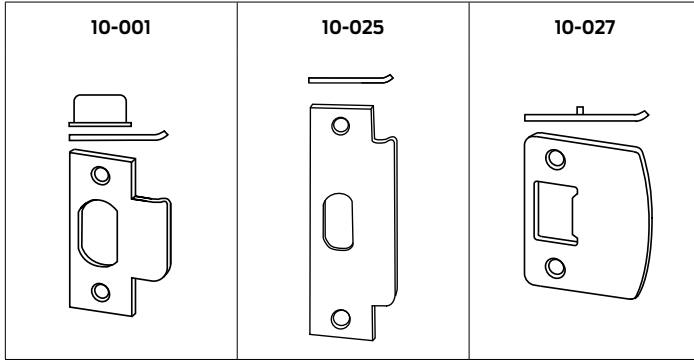


LATCHES				
Default	Faceplate description	Backset	Specify	Price adjustment
▪	1" x 2-1/4" square corner (includes A501-878 latch adapter for 1-1/8" prep and G506-815 sleeve for 1" housing)	Adjustable 2-3/8" or 2-3/4"	16-203	\$0.00
	1" x 2-1/4" round corner (1/4" radius)	Adjustable 2-3/8" or 2-3/4"	16-204	\$0.00
	1" x 2-1/4" square corner (includes A501-897 latch adapter for 1-1/8" prep and G506-815 sleeve for 1" housing)	5"	16-132	\$13.00



COMPLETE LOCKS STRIKES

Specify on order only if requesting an option other than the default



STRIKES				
Default	Description	Default lip length	Specify	Price adjustment
▪	Square corner, T-strike, box, 1-1/8" x 2-3/4"	1-1/8"	10-001	\$0.00
	1/4" Radius round corner, T-strike, box, 1-1/8" x 2-3/4"	1-1/8"	10-004	\$0.00
	ANSI, no box, 1-1/4" x 4-7/8"	1-3/16"	10-025	\$0.00
	Square corner, full lip, no box, 1-5/8" x 2-1/4"	1-1/8"	10-026	\$0.00
	1/4" Radius round corner, full lip, no box, 1-5/8" x 2-1/4"	1-1/8"	10-027	\$0.00

COMPLETE LOCKS STRIKE LIP LENGTH

Specify on order only if requesting an option other than the default

OPTIONAL STRIKE LIP LENGTH			
Selected strike	Optional lip length	Specify	Price adjustment
10-001	1"	LIP1	\$9.50
10-001	1-1/4"	LIP1-1/4	\$9.50
10-001	1-1/2"	LIP1-1/2	\$9.50
10-001	1-3/4"	LIP1-3/4	\$9.50
10-001	2"	LIP2	\$9.50
10-025	1-3/8"	LIP1-3/8	\$36.60
10-025	1-1/2"	LIP1-1/2	\$36.60



COMPLETE LOCKS

OPTIONS

BOX FOR ANSI STRIKE		
Description	Specify	Price adjustment
Plastic dust box for ANSI strike	K510-066	\$0.00
PACK CYLINDERS LOOSE		
Description	Specify	Price adjustment
Pack Cylinders loose in box	PCL	\$0.00
SCREW OPTIONS		
Description	Specify	Price adjustment
Standard screws	SCRSTD	\$0.00
Tamper resistant Torx® screws for latch and strike	TORX	\$27.90
BUY AMERICA ACT		
Description	Specify	Price adjustment
Buy America Act Compliant	BAA	\$25.00

COMPLETE LOCKS

LESS COMPONENTS

Deductions are applied to complete lock prices. When requesting a product "Less (LLL)" any attribute, the entire detailed ACN must be provided.

LOCKS LESS COMPONENTS		
Description	Specify	Price adjustment
Less deadlatch	LLL	-\$27.60
Less strike	LLL	-\$6.30

COMPLETE LOCKS

KEYING

Specify on order only if requesting an option other than the default. Control keys are not furnished with locks and must be purchased separately. See [Keys section](#) at the back of this book.

For complete details on cylinders, tailpieces, keying and keys, see the [Cylinders](#) and [Keys](#) sections at the back of this book.

KEYING		Default	Optional	Default	Optional	Default	Optional	Default	Optional	Default	Optional
Specify	Description	P6	P	Z	R	T	M				
KD	Keyed different	▪	▪		▪						
KA-OBIT	Keyed alike 0 bitted		▪								
KA-1BIT	Keyed alike 1 bitted				▪						
KAGRP	Keyed alike by group		▪				▪				
KAQTY	Keyed alike by qty		▪								
KEYSPECIFIC	Keyed alike to specific combination		▪				▪				
MK	Master keyed		▪		▪					▪	
SPLIT	Split key construction keyed		▪								
RCK	Lost ball construction keyed										
RMK	Residential master keyed										
RCK/RMK	Lost ball construction keyed and res. master keyed										
ICC	FSIC construction keyed, (default)									▪	
ICA	FSIC construction keyed, (if specified)										▪
ICB	FSIC construction keyed, (if specified)										▪
BRN	SFIC construction keyed, Brown (default)										
GRN	SFIC construction keyed, Green (if specified)										

KEYWAY									
Specify keyway	Keyway family	Default keyway		P6	P	Z	R	T	M
		Non-masterkeyed	Masterkeyed						
[]	Everest 29 S (Open) Default if not specified	S123	S145	▪			▪		
[]	Obverse (Open)	C	E	▪	▪		▪	▪	
[]	Everest C (Open)	C123	C145	▪			▪		
[]	Everest D (Restricted)	D123	D145	▪			▪		
[]	Everest 29 T (Restricted)	T123	T145	▪			▪		
[]	Quad (Restricted)	Customer directed		▪			▪		
[]	Numbered (Restricted)	Customer directed		▪			▪		
[]	Reverse (Restricted)	Customer directed		▪			▪		
[]	Everest B (Restricted)	N/A	B125			▪			▪
[]	Everest 29 R (Restricted)	N/A	R125			▪			▪

For a complete list of keying related charges, see the [Cylinders](#) and [Keys](#) sections at the back of this book. Keys must be ordered separately for all construction keyed options.

PARTS

LT SERIES

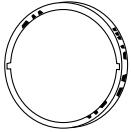


S SERIES

LEVERS, ROSES, AND CHASSIS PARTS			Available finishes												
			605	606	609	612	613	619	622	625	626	629	630	643e	626AM
			▪	▪	∞	N/A	▪	N/A	N/A	▪	▪	N/A	N/A	N/A	N/A
Inside chassis and lever assembly, inside rose															
Specify			Description	Price each											
Part number	Lever style	Finish													
68-011	. [Lever]	. [Finish]	Inside chassis and lever assembly for S10, S70, S80 function.	\$145.00											
68-012	. [Lever]	. [Finish]	Inside chassis and lever assembly for the S40 function.	\$159.00											
68-013	. [Lever]	. [Finish]	Inside chassis and lever assembly for the S51 function.	\$159.00											
08-021	. [Lever]	. [Finish]	Rose for inside chassis and lever assembly	\$35.00											
Outside chassis, rose and lever (NON-KEYED)															
Specify			Description	Price each											
Part number	Lever style	Finish													
68-001	. [Lever]	. [Finish]	Outside chassis, rose and lever assembly for the S10 function.	\$143.00											
68-002	. [Lever]	. [Finish]	Outside chassis, rose and lever assembly for the S40 function	\$143.00											
Outside chassis and rose (KEYED)															
Specify			Description	Price each											
Part number	Lever style	Finish													
68-003	. [Lever]	. [Finish]	Outside chassis and rose assembly for S51 and S70 function. Lever not included.	\$109.00											
68-004	. [Lever]	. [Finish]	Outside chassis and rose assembly for S80 function. Lever not included.	\$109.00											
Outside keyed lever, standard cylinder															
Specify			Description	Price each											
Part number	Lever style	Finish													
08-020	. [Lever]	. [Finish]	Outside lever for use with standard cylinder.	\$99.80											
Outside keyed lever, interchangeable core, and related parts															
Specify			Description	Price each											
Part number	Lever style	Finish													
08-027	. [Lever]	. [Finish]	Full size core lever - SAT, NEP, JUP only	\$100.00											
08-030	. [Lever]	. [Finish]	Full size core lever, driver, retainer (converts PD to JD) - SAT, NEP, JUP only	\$121.00											
S605-241	-	-	Full size core retainer	\$5.50											
S605-242	-	-	Full size core driver	\$12.20											
S605-194	-	-	Lever insert for FSIC	\$5.20											

LATCHES			Available finishes												
			605	606	609	612	613	619	622	625	626	629	630	643e	626AM
			▪	▪	∞	N/A	▪	N/A	N/A	▪	▪	N/A	N/A	N/A	N/A
Specify		Description	Price each												
Part number	Finish														
16-203	. [Finish]	Adjustable 2-3/8" or 2-3/4" backset, 1" x 2-1/4" square corner, standard latch (includes A501-878 latch adapter for 1-1/8" prep and G506-815 sleeve for 1" housing)	\$47.60												
16-204	. [Finish]	Adjustable 2-3/8" or 2-3/4" backset, 1" x 2-1/4" round corner (1/4" radius)	\$47.60												
16-132	. [Finish]	5" backset, 1" x 2-1/4" square corner (includes A501-897 latch adapter for 1-1/8" prep and G506-815 sleeve for 1" housing)	\$59.40												
39-030	. [Finish]	Rabbeted latch and strike kit, 605 and 626 finish only (adapts square corner & 2-3/4" high square corner strikes to 1/2" rabbeted door and frame preps)	\$74.10												

PARTS

STRIKES		Available finishes													
		605	606	609	612	613	619	622	625	626	629	630	643e	626AM	630AM
		▪	▪	∞	N/A	▪	N/A	N/A	▪	▪	N/A	N/A	N/A	N/A	N/A
Specify															
Part number	Finish	Description	Price each												
10-001	. [Finish]	Square corner, T-strike, box, 1-1/8" x 2-3/4", 1-1/8" lip length (standard strike)	\$8.10												
10-001.1	. [Finish]	Square corner, T-strike, box, 1-1/8" x 2-3/4", specify lip length	\$17.70												
10-001.1-1/4	. [Finish]	Square corner, T-strike, box, 1-1/8" x 2-3/4", specify lip length	\$17.70												
10-001.1-1/2	. [Finish]	Square corner, T-strike, box, 1-1/8" x 2-3/4", specify lip length	\$17.70												
10-001.1-3/4	. [Finish]	Square corner, T-strike, box, 1-1/8" x 2-3/4", specify lip length	\$17.70												
10-001.2	. [Finish]	Square corner, T-strike, box, 1-1/8" x 2-3/4", specify lip length	\$17.70												
10-004	. [Finish]	Round corner (1/4" radius), T-strike, box 1-1/8" x 2-3/4", 1-1/8" lip length	\$14.30												
10-025.1-3/16	. [Finish]	ANSI, no box, 1-1/4" x 4-7/8", 1-3/16" lip length	\$19.40												
10-025.1-3/8	. [Finish]	ANSI, no box, 1-1/4" x 4-7/8", 1-3/8" lip length	\$55.70												
K510-066	-	Box for ANSI strike	\$8.60												
10-026	. [Finish]	Square corner, full lip, no box, 1-5/8" x 2-1/4", 1-1/8" lip length	\$9.40												
10-027	. [Finish]	Round corner (1/4" radius), full lip, no box, 1-5/8" x 2-1/4", 1-1/8" lip length	\$9.40												

ADAPTERS		Available finishes													
		605	606	609	612	613	619	622	625	626	629	630	643e	626AM	630AM
		▪	▪	∞	N/A	▪	N/A	N/A	▪	▪	N/A	N/A	N/A	N/A	N/A
Specify															
Part number	Finish	Description	Price each												
38-018		A501-878	G506-815												
															
38-018	. [Finish]	Thin door extension ring (2 required per lock)	\$16.70												
A501-878	-	Latch front adapter (use with 1" faceplate in 1-1/8" door prep). Order in multiples of 100.	\$0.96												
G506-815	-	1" long latch housing sleeve to adapt 7/8" diameter housing to 1" bore.	\$8.70												

PARTS

LT SERIES

S SERIES

SCREWS PFH = Phillips Flat Head RPH = Round Phillips Head			Available finishes												
			605	606	609	612	613	619	622	625	626	629	630	643e	626AM
			▪	▪	⊗	N/A	▪	N/A	N/A	▪	▪	N/A	N/A	N/A	N/A
Individual screws															
Specify		Description													Price each
Part number	Finish														
C603-256	. [Finish]	ANSI Strike screws, PFH combo, 12-24 x 1" (order multiples of 100)													\$1.20
C603-897	. [Finish]	Latch or standard strike screws, PFH combo, 8-32 x 3/4" (order multiples of 100)													\$1.10
F506-278	-	Mounting screws, RPH Machine, 8-32 x 1-1/2" (order multiples of 100)													\$1.40
F506-237	-	Mounting screws, wood, #8 x 3/4" (order multiples of 100)													\$0.98
Screw packs															
Specify		Description													Price each
Part number	Finish														
S306-180	-	Mounting screws, S170	Contains: (2) S506-960												\$6.50
S306-182	. [Finish]	Mounting screws, latch and strike	Contains: (2) F506-278 (4) C603-897 (1) M504-271												\$15.00
S306-183	. [Finish]	Mounting screws, latch and ANSI strike	Contains: (2) F506-278 (4) C603-256 (2) C603-897 (1) M504-271												\$15.00
Torx Screw Packs															
Torx screw packs are furnished with the appropriate T-xx installation tool(s)															
C203-311	. [Finish]	Latch and standard strike	Contains: (4) C503-766 (T-15)												\$27.10
C203-312	. [Finish]	Latch and ANSI strike	Contains: (2) C503-766 (T-15) (2) L583-371 (T-20)												\$27.10

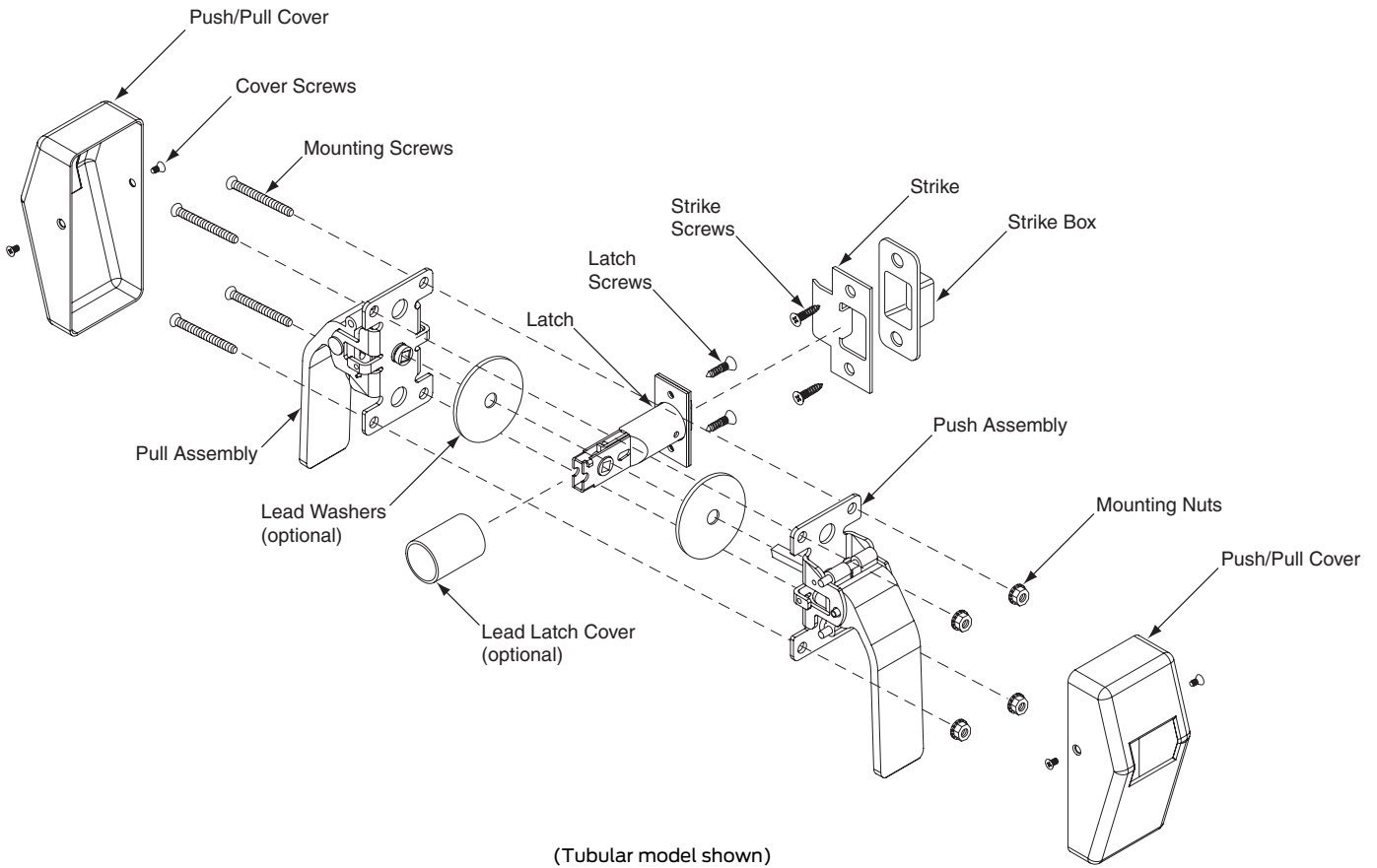
SPECIAL PARTS ⊗ Extended lead time			Available finishes												
			605	606	609	612	613	619	622	625	626	629	630	643e	626AM
			▪	▪	⊗	N/A	▪	N/A	N/A	▪	▪	N/A	N/A	N/A	N/A
Specify		Description													Price each
Part number	Lip length		Finish												
XQ07-351	-	. [Finish]	10-025 strike, 7/8" flat lip												\$54.50
XQ07-351	. [lip length]	. [Finish]	10-025 strike, lips through 6" (except 7/8", 1-3/16", 1-3/8" and 1-1/2")												\$275.00

CYLINDERS AND KEYS

Cylinders and keys sold separate can be found in the [Cylinders](#) and [Keys](#) sections at the back of this book.

HL6/PL7/PL8 SERIES

Hospital latch, tubular and mortise



How to order

To order products, attribute values should be provided in the sequence shown below. Each value should be separated by a period.

Line item	Quantity	Required for all lock orders						Options				
		Series + Function	Backset	Finish	Brass base material for 626 finish	Request to exit (RX)	Push only latch or Pull only latch	Engraving	Strike	Lead lining	Screw	Indicator
		1	2	3	4	5	6	7	8	9A	9B	9C

Specifying dimensions:

Dimensions should be provided with the whole number followed by a dash and then the fraction of an inch. Example: 1-3/4.

Line item number

Quantity

- 1 **Series+Function:** Series combined with function.
- 2 **Backset:** Specify for tubular lock orders.
- 3 **Finish:** Required for all orders.
- 4 **Brass base material for 626 finish:** Optional.
- 5 **Request to exit (RX):** Optional on electrified HL6 mortise functions.
- 6 **Push only latch or Pull only latch:** Optional.
- 7 **Engraving:** Optional.
- 8 **Strike:** Leave blank to received default strike. Specify part number if non-default strike is required.
- 9A-9C **Options:** Specify any desired options.

Contents

HL Series Overview	335
HL Series Functions	339
HL Series Configure a lock.....	341
Tubular (bored) hospital latch	342
Push/pull mortise lock combination.....	343
Options and Engraving.....	344
Engraving Guide	345
HL Series Parts.....	346
Tubular (Bored) Paddle Assemblies - non-engraved	346
Tubular (Bored) Paddle Assemblies - engraved	347
Mortise Paddle Assemblies - non-engraved	347
Mortise Paddle Assemblies - engraved	348
Cover assemblies	348
Strikes	349
Latchbolts.....	349
Screw packs.....	350
Mortise lock components.....	350

BAA/ARRA

Contact your local RSO or
Sales Rep. for ordering details

Finish codes and descriptions

BHMA code		Description
605	(US 3)	Bright Brass
606	(US 4)	Satin Brass
612	(US 10)	Satin Bronze
613	(US 10B)	Oil Rubbed Bronze
625	(US 26)	Bright Chrome
626	(US 26D)	Satin Chrome
626AM		Satin Chrome, Antimicrobial
629	(US 32)	Bright Stainless Steel
630	(US32D)	Satin Stainless Steel
630AM		Satin Stainless Steel, Antimicrobial

Standard features

Certification	Tubular (bored): UL Listed for 3-hour fire door, 4.0' x 8.0' Mortise: UL listed for 3-hour fire door, 4.0' x 10.0'
Latchbolt	Tubular (bored): 1/2" throw brass Mortise: 3/4" throw stainless steel
Backset	Tubular (bored): specify as 2-3/4", 3-3/4", 5", 7" Mortise: 2-3/4" only
Door range	1-3/4" only
Keys	Two nickel silver cut keys per lock, 6-pin, S123 section



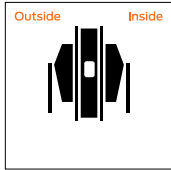
this page intentionally blank

TUBULAR (BORED)

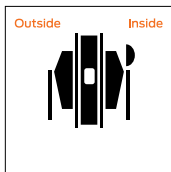
SCHLAGE

HL6
Passage

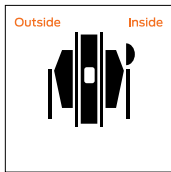
Latchbolt retracted by paddle from either side
 Inside paddle always free for immediate egress


PL7
Privacy, push-side thumbturn

Latchbolt retracted by paddle from either side
 unless outside locked by inside thumbturn or
 outside cointurn. Actuating inside paddle, rotating
 inside thumbturn or outside cointurn unlocks door.
 Inside paddle always free for immediate egress.


PL8
Privacy, pull-side thumbturn

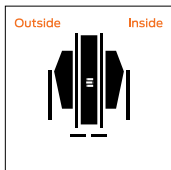
Latchbolt retracted by paddle from either side
 unless outside locked by inside thumbturn or
 outside cointurn. Actuating inside paddle, rotating
 inside thumbturn or outside cointurn unlocks door.
 Inside paddle always free for immediate egress.


MORTISE

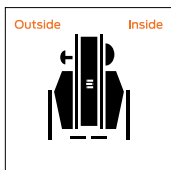
SCHLAGE ANSI

HL6-9010 F01
Passage latch

Latchbolt retracted by paddle from either side at all
 times. Inside paddle is always free for immediate
 egress.


HL6-9040 F22
Bath/bedroom privacy lock

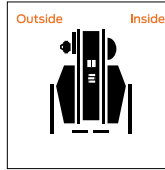
Latchbolt retracted by paddle from either side
 unless outside is locked by inside thumbturn.
 Actuating inside paddle or closing door unlocks
 outside paddle. To unlock from outside,
 remove emergency button, insert emergency
 thumbturn (furnished) in access hole and rotate.
 Inside paddle is always free for immediate egress.


MORTISE

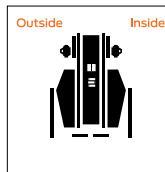
SCHLAGE ANSI

HL6-9050 F04
Entrance/office lock

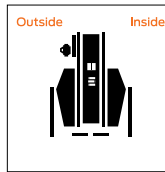
Latchbolt retracted by paddle from either side
 unless outside is made inoperative by key outside
 or by turning inside thumbturn. When outside is
 locked, latchbolt is retracted by key outside or
 by paddle inside. Outside paddle remains locked
 until thumbturn is returned to vertical position or
 unlocked by key. Auxiliary latch deadlocks latchbolt
 when door is closed. Inside paddle is always free for
 immediate egress.


HL6-9060 F09
Apartment entrance lock

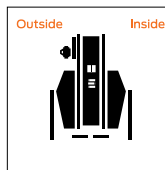
Latchbolt retracted by paddle from either side
 unless outside is locked by key from inside. When
 locked, latchbolt is retracted by key outside or paddle
 inside. Auxiliary latch deadlocks latchbolt when
 door is closed. Inside paddle is always free for
 immediate egress.


HL6-9070 F05
Classroom lock

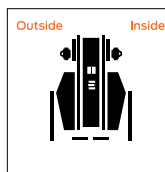
Latchbolt retracted by paddle from either side
 unless outside is locked by key. Unlocked from
 outside by key. Auxiliary latch deadlocks latchbolt
 when door is closed. Inside paddle is always free for
 immediate egress.


HL6-9080 F07
Storeroom lock

Latchbolt retracted by key outside or by paddle
 inside. Outside paddle always inoperative. Auxiliary
 latch deadlocks latchbolt when door is closed.
 Inside paddle is always free for immediate egress.


HL6-9082 F30
Institution lock

Latchbolt retracted by key from either side. Paddle
 on both sides always inoperative. Auxiliary latch
 deadlocks latchbolt when door is closed.



Caution: Double cylinder locks on residences and
 any door in any structure which is used for egress
 are a life safety hazard in times of emergency and
 their use is not recommended. Installation should
 be in accordance with existing codes only.



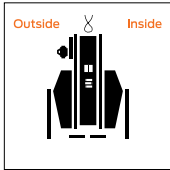
MORTISE

SCHLAGE ANSI

**HL6-9092EL
HL6-9092EU**

Electrically locking/unlocking outside lever, outside cylinder

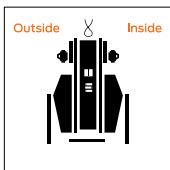
Outside paddle continuously locked (EL) or unlocked (EU) by 12 or 24V DC. Latchbolt retracted by key outside or paddle inside. Auxiliary latch deadlocks latchbolt when door is closed. Inside lever always free for immediate egress.



**HL6-9095EL
HL6-9095EU**

Electrically locking/unlocking both levers, inside and outside cylinder

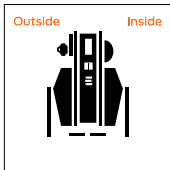
Inside and outside paddle continuously locked (EL) or unlocked (EU) by 12 or 24V DC. Latchbolt retracted by key inside or outside. Auxiliary latch deadlocks latchbolt when door is closed.



HL6-9453 F20

Entrance/office lock with deadbolt

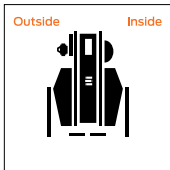
Latchbolt retracted by paddle from either side unless outside is locked by 20° rotation of thumbturn. Deadbolt thrown or retracted by 90° rotation of thumbturn. When locked, key outside or paddle inside retracts deadbolt and latchbolt simultaneously. Outside paddle remains locked until thumbturn is restored to vertical position. Throwing deadbolt automatically locks outside paddle. Auxiliary latch deadlocks latchbolt when door is closed. Inside paddle is always free for immediate egress.



HL6-9456

Corridor lock

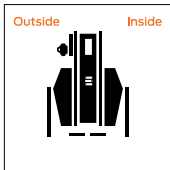
Latchbolt retracted by paddle from either side. Deadbolt actuation by key or thumbturn rotation. Throwing deadbolt locks outside paddle. Actuating inside paddle retracts both deadbolt and latchbolt and unlocks outside paddle. Inside paddle always free for immediate egress.



HL6-9465

Closet/storeroom lock

Latchbolt retracted by paddle from either side. Deadbolt thrown or retracted by key outside.



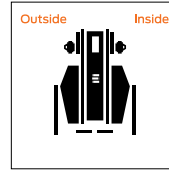
MORTISE

SCHLAGE ANSI

HL6-9466 F14

Store/utility room lock

Latchbolt retracted by paddle from either side. Deadbolt thrown or retracted by key from either side.

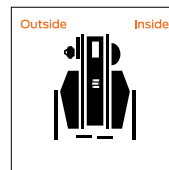


Caution: Double cylinder locks on residences and any door in any structure which is used for egress are a life safety hazard in times of emergency and their use is not recommended. Installation should be in accordance with existing codes only.

HL6-9473 F21

Dormitory/bedroom lock

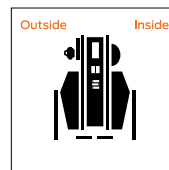
Latchbolt retracted by paddle from either side. Deadbolt thrown or retracted by key outside or thumbturn inside.



HL6-9485

Faculty/hotel/restroom lock

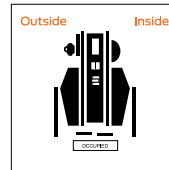
Latchbolt retracted by outside key or inside paddle. Outside paddle always fixed. Deadbolt actuation by thumbturn. When deadbolt is thrown, all keys become inoperative except emergency key. Inside paddle retracts both deadbolt and latchbolt. Auxiliary latch deadlocks latchbolt when door is closed. Inside lever always free for immediate egress.



HL6-9486

L/LV9485 with 09-611 indicator

Adds 09-611 "Do Not Disturb" indicator to HL6-9485. Specify L583-375 for "Occupied". Note: This is the "old style" indicator, not the 180 degree indicator.



You can **configure and price a full range of products** using the tables and rules shown in this section.

How to order:

- All applicable product attributes must be provided in the order shown below
- Each value must be separated by a period
- Fractions will be written with the "/" symbol separating the numerator and the denominator (example 1/2)
- For dimensions that contain a whole number and a fraction, a hyphen "-" will be added after the whole number and before the fraction (example 2-1/2)
- For two dimensions represented together, such as length and width, the values would be separated by an "x" with no spaces
- Finishes should be listed using their BHMA finish as shown in this book

Line item	Quantity	Required for all lock orders			Brass base material for 626 finish	Request to exit (RX)	Push or Pull Only Latch	Engraving	Strike	Options		
		Series + Function	Backset	Finish						Lead lining	Screw	Indicator
		1	2	3	4	5	6	7	8	9A	9B	9C

Example:

HL6-9080 . 626 . EN . E1
 | | | |
 1 3 6 7



COMPLETE LOCKS TUBULAR (BORED) HOSPITAL LATCH



626 finish defaults to zinc paddles unless specified with 'B' (Brass) option. All other finishes use brass or stainless steel paddles.

COMPLETE LOCKS		FINISHES		
SERIES + FUNCTION	DESCRIPTION	626	605, 606, 612, 625	613, 629, 630
HL6 PUSH/PULL LATCH				
HL6-2	Push/pull latch - 2-3/4" backset	\$442	\$454	\$472
HL6-3	Push/pull latch - 3-3/4" backset	\$442	\$454	\$472
HL6-5	Push/pull latch - 5" backset	\$442	\$454	\$472
HL6-7	Push/pull latch - 7" backset	\$508	\$520	\$538
PL7 AND PL8 PRIVACY FUNCTION PUSH/PULL LATCH				
PL7-2	Push side thumbturn - 2-3/4" backset	\$577	\$589	\$607
PL7-3	Push side thumbturn - 3-3/4" backset	\$577	\$589	\$607
PL7-5	Push side thumbturn - 5" backset	\$577	\$589	\$607
PL7-7	Push side thumbturn - 7" backset	\$642	\$654	\$672
PL8-2	Pull side thumbturn - 2-3/4" backset	\$577	\$589	\$607
PL8-3	Pull side thumbturn - 3-3/4" backset	\$577	\$589	\$607
PL8-5	Pull side thumbturn - 5" backset	\$577	\$589	\$607
PL8-7	Pull side thumbturn - 7" backset	\$642	\$654	\$672

COMPLETE LOCKS
PUSH/PULL MORTISE LOCK COMBINATION


- Schlage L Series mortise lock Included.
- Cylinders must be ordered separate.
- 626 finish defaults to zinc paddles unless specified with 'B' (Brass) option. All other finishes use brass or stainless steel paddles.
- On functions with cylinders, handles must be mounted in down position on key side or horizontally on both sides.
- On functions with thumbturns, handles must be mounted in the horizontal position.
- 2-3/4" backset only.
- ASA strike furnished with all units. Bent-tab strike optional
- Standard strike lip length on the default 10-072 strike is 1-3/16". Optional lip lengths available, specify on order (7/8", 1", 1-1/2", 1-3/4", 2").
- CON-6W comes standard with HL6-909x functions.

COMPLETE LOCKS		FINISHES		
SERIES + FUNCTION	DESCRIPTION	626	605, 606, 612, 625	613, 630
HL6 - MORTISE HOSPITAL LATCH				
HL6-9010	Passage function	\$1,222	\$1,234	\$1,252
HL6-9040 ¹	Privacy function	\$1,277	\$1,289	\$1,307
HL6-9050 ¹	Office/inner entry function	\$1,277	\$1,289	\$1,307
HL6-9060	Apartment entrance function	\$1,222	\$1,234	\$1,252
HL6-9070	Classroom function	\$1,222	\$1,234	\$1,252
HL6-9080	Storeroom function	\$1,222	\$1,234	\$1,252
HL6-9082	Institution function	\$1,222	\$1,234	\$1,252
HL6-9092EL/EU	Storeroom function with electric locking or unlocking	\$2,087	\$2,099	\$2,117
HL6-9095EL/EU	Institution function with electric locking or unlocking	\$2,087	\$2,099	\$2,117
HL6-9453 ¹	Entrance function	\$1,277	\$1,289	\$1,307
HL6-9456 ¹	Dormitory exit function	\$1,277	\$1,289	\$1,307
HL6-9465	Closet/storeroom function	\$1,277	\$1,289	\$1,307
HL6-9466	Store/utility function	\$1,277	\$1,289	\$1,307
HL6-9473 ¹	Dorm bedroom function	\$1,277	\$1,289	\$1,307
HL6-9485 ¹	Hotel Lock Function	\$1,277	\$1,289	\$1,307
HL6-9486 ¹	Hotel lock function	\$1,277	\$1,289	\$1,307
HL6-9000RK	Mortise paddles only / less mortise lock (not compatible with L9095 electrified option)	\$525	\$537	\$555
HL6-9000RK-95	Mortise paddles only / less mortise lock (specific to L9095 electrified option)	\$525	\$537	\$555
HL6 PULL LATCH FOR VON DUPRIN				
HL6Q-7500	HL6Q-7500 pull latch for Von Duprin Exit Device. Includes 800123 screw pack. Please specify finish on the order.	\$340	\$352	\$370

¹ Thumbturn functions



COMPLETE LOCKS

OPTIONS AND ENGRAVING

CYLINDERS

Cylinders are not included with mortise push-pull latches and must be ordered separate. See pages 388 (standard cylinder), 384 (FSIC), and 388 (SFIC) for pricing and ordering information.

OPTIONS AND ENGRAVING

Specify	Description	Price adjustment	
		Tubular	Mortise
A	ASA strike, ANSI 115.1 (1-1/4" x 4-7/8"), when ordered with latch	\$0.00	N/A
AS	Both standard and ASA strikes	\$38.60	N/A
B	Brass base material on 626	\$71.60	\$71.60
BT	Bent Tab for Mortise Lock Strike	N/A	\$82.70
E1-E6	Engraved push and pull	\$71.60	\$71.60
EN	Pull only latch	-\$86.90	-\$200.00
EO	Push only latch	-\$86.90	-\$200.00
L	Lead lining (Must be specified as part of complete lock. Lead Lining not sold as stand alone part.)	\$132.00	\$646.00
RX	Request to Exit (RX) option for HL6-9092 or HL6-9095	N/A	\$239.00
SOC	Pin-in-socket security screws	\$38.60	\$38.60
AM	Available on 626 (Satin Chrome), specify finish as 626AM and 630 (Satin Stainless Steel), specify finish as 630AM	\$65.60	\$65.60

HL6/PL7/PL8 SERIES

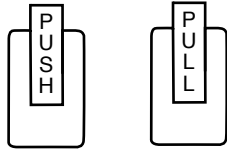
COMPLETE LOCKS

ENGRAVING GUIDE

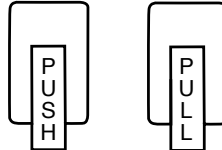
		MOUNTING POSITION	TO ORDER, SPECIFY	
		Push up, pull down <ul style="list-style-type: none"> Any backset Non-handed 	<div style="border: 1px solid black; padding: 2px; display: inline-block;">PASSAGE HL6</div>	<div style="border: 1px solid black; padding: 2px; display: inline-block;">MORTISE HL6</div>
		Push up, pull up <ul style="list-style-type: none"> Any backset Non-handed 	<div style="border: 1px solid black; padding: 2px; display: inline-block;">PASSAGE HL6</div>	<div style="border: 1px solid black; padding: 2px; display: inline-block;">MORTISE HL6</div>
		Push down, pull up <ul style="list-style-type: none"> Any backset Non-handed 	<div style="border: 1px solid black; padding: 2px; display: inline-block;">PASSAGE HL6</div>	<div style="border: 1px solid black; padding: 2px; display: inline-block;">MORTISE HL6</div>
		Push down, pull down <ul style="list-style-type: none"> Any backset Non-handed 	<div style="border: 1px solid black; padding: 2px; display: inline-block;">PASSAGE HL6</div>	<div style="border: 1px solid black; padding: 2px; display: inline-block;">PRIVACY PL7/PL8</div> <div style="border: 1px solid black; padding: 2px; display: inline-block; margin-left: 10px;">MORTISE HL6</div>
		Horizontal engraving <ul style="list-style-type: none"> Any backset RH & LHR 	<div style="border: 1px solid black; padding: 2px; display: inline-block;">PASSAGE HL6</div>	<div style="border: 1px solid black; padding: 2px; display: inline-block;">MORTISE HL6</div>
		Horizontal engraving <ul style="list-style-type: none"> Any backset LH & RHR 	<div style="border: 1px solid black; padding: 2px; display: inline-block;">PASSAGE HL6</div>	<div style="border: 1px solid black; padding: 2px; display: inline-block;">MORTISE HL6</div>
		Horizontal engraving <ul style="list-style-type: none"> 7" backset only RH or LHR 	<div style="border: 1px solid black; padding: 2px; display: inline-block;">PASSAGE HL6</div>	
		Horizontal engraving <ul style="list-style-type: none"> 7" backset only LH or RHR 	<div style="border: 1px solid black; padding: 2px; display: inline-block;">PASSAGE HL6</div>	

PARTS

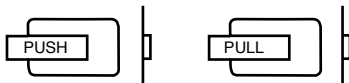
Reference diagram below when ordering engraved push/pull paddles listed below



Engraved up



Engraved down



Engraved towards



Engraved away

TUBULAR (BORED) PADDLE ASSEMBLIES - NON-ENGRAVED

Additional finishes available upon request. Lever material either brass or stainless steel unless otherwise noted.

Specify	Description	Price
HANDLE.10155	HL6 Push Handle Assy, 605/US3/Bright Brass Finish	\$197.00
HANDLE.10179	HL6 Pull Handle Assy, 605/US3/Bright Brass Finish	\$197.00
HANDLE.10156	HL6 Push Handle Assy, 606/US4/Satin Brass Finish	\$183.00
HANDLE.10180	HL6 Pull Handle Assy, 606/US4/Satin Brass Finish	\$183.00
HANDLE.10157	HL6 Push Handle Assy, 612/US10/Satin Bronze Finish	\$183.00
HANDLE.10181	HL6 Pull Handle Assy, 612/US10/Satin Bronze Finish	\$183.00
HANDLE.10158	HL6 Push Handle Assy, 613/US10B/Oil Rubbed Bronze Finish	\$197.00
HANDLE.10182	HL6 Pull Handle Assy, 613/US10B/Oil Rubbed Bronze Finish	\$197.00
HANDLE.10159	HL6 Push Handle Assy, 625/US26/Bright Chrome Finish	\$194.00
HANDLE.10183	HL6 Pull Handle Assy, 625/US26/Bright Chrome Finish	\$194.00
HANDLE.10160	HL6 Push Handle Assy, 626/US26D/Satin Chrome Finish, Zinc Paddle	\$160.00
HANDLE.10184	HL6 Pull Handle Assy, 626/US26D/Satin Chrome Finish, Zinc Paddle	\$160.00
HANDLE.10215	HL6 Push Handle Assy, 626/US26D/Satin Chrome Finish	\$176.00
HANDLE.10275	HL6 Pull Handle Assy, 626/US26D/Satin Chrome Finish	\$176.00
HANDLE.10161	HL6 Push Handle Assy, 629/US32/Bright Stainless Steel	\$189.00
HANDLE.10185	HL6 Pull Handle Assy, 629/US32/Bright Stainless Steel	\$189.00
HANDLE.10162	HL6 Push Handle Assy, 630/US32D/Satin Stainless Steel	\$183.00
HANDLE.10186	HL6 Pull Handle Assy, 630/US32D/Satin Stainless Steel	\$183.00
HANDLE.10225	HL6 Push Handle Eo Assy 626/US26D/Satin Chrome Finish, Zinc Paddle	\$160.00
HANDLE.10308	HL6 Pull Handle En Assy 626/US26D/Satin Chrome Finish, Zinc Paddle	\$160.00
HANDLE.10248	HL6 Push Handle Eo Assy 630/US32D/Satin Stainless Steel	\$177.00
HANDLE.10306	HL6 Pull Handle En Assy 630/US32D/Satin Stainless Steel	\$177.00
HANDLE.10168	PL7 Push Handle Assy, 626/US26D/Satin Chrome Finish, Zinc Paddle	\$207.00
HANDLE.10176	PL8 Push Handle Assy, 626/US26D/Satin Chrome Finish, Zinc Paddle	\$207.00
HANDLE.10192	PL7 Pull Handle Assy, 626/US26D/Satin Chrome Finish, Zinc Paddle	\$207.00
HANDLE.10200	PL8 Pull Handle Assy, 626/US26D/Satin Chrome Finish, Zinc Paddle	\$207.00
HANDLE.10170	PL7 Push Handle Assy, 630/US32D/Stainless Steel	\$237.00
HANDLE.10178	PL8 Push Handle Assy, 630/US32D/Stainless Steel	\$237.00

PARTS

TUBULAR (BORED) PADDLE ASSEMBLIES - NON-ENGRAVED		
Additional finishes available upon request. Lever material either brass or stainless steel unless otherwise noted.		
Specify	Description	Price
HANDLE.10194	PL7 Pull Handle Assy, 630/US32D/Stainless Steel	\$237.00
HANDLE.10202	PL8 Pull Handle Assy, 630/US32D/Stainless Steel	\$237.00
HANDLE.10604	HL6 Push Handle Assy, 626AM/US26D Satin Chrome Antimicrobial	\$176.00
HANDLE.10606	HL6 Pull Handle Assy, 626AM/US26D Satin Chrome Antimicrobial	\$165.00

TUBULAR (BORED) PADDLE ASSEMBLIES - ENGRAVED		
Additional finishes and engravings available upon request. Lever material either brass or stainless steel unless otherwise noted.		
Specify	Description	Price
HANDLE.10211	HL6 Push Handle Assy Engraved Down, 626/US26D/Satin Chrome, Zinc Paddle	\$180.00
HANDLE.10212	HL6 Push Handle Assy Engraved Up, 626/US26D/Satin Chrome, Zinc Paddle	\$180.00
HANDLE.10213	HL6 Push Handle Assy Engraved Away, 626/US26D/Satin Chrome, Zinc Paddle	\$180.00
HANDLE.10271	HL6 Pull Handle Assy Engraved Down, 626/US26D/Satin Chrome, Zinc Paddle	\$180.00
HANDLE.10272	HL6 Pull Handle Assy Engraved Up, 626/US26D/Satin Chrome, Zinc Paddle	\$180.00
HANDLE.10273	HL6 Pull Handle Assy Engraved Towards, 626/US26D/Satin Chrome, Zinc Paddle	\$180.00
HANDLE.10217	HL6 Push Handle Assy Engraved Down, 626/US26D/Satin Chrome, Brass Paddle	\$197.00
HANDLE.10254	HL6 Push Handle Assy Engraved Up, 626/US26D/Satin Chrome, Brass Paddle	\$197.00
HANDLE.10297	HL6 Pull Handle Assy Engraved Down, 626/US26D/Satin Chrome, Brass Paddle	\$197.00
HANDLE.10277	HL6 Pull Handle Assy Engraved Up, 626/US26D/Satin Chrome, Brass Paddle	\$197.00
HANDLE.10218	HL6 Push Handle Assy Engraved Down, 630/US32D/Satin Stainless Steel	\$202.00
HANDLE.10238	HL6 Push Handle Assy Engraved Up, 630/US32D/Satin Stainless Steel	\$202.00
HANDLE.10219	HL6 Push Handle Assy Engraved Away, 630/US32D/Satin Stainless Steel	\$202.00
HANDLE.10220	HL6 Push Handle Assy Engraved Toward, 630/US32D/Satin Stainless Steel	\$202.00
HANDLE.10278	HL6 Pull Handle Assy Engraved Down, 630/US32D/Satin Stainless Steel	\$202.00
HANDLE.10296	HL6 Pull Handle Assy Engraved Up, 630/US32D/Satin Stainless Steel	\$202.00
HANDLE.10280	HL6 Pull Handle Assy Engraved Away, 630/US32D/Satin Stainless Steel	\$202.00
HANDLE.10279	HL6 Pull Handle Assy Engraved Towards, 630/US32D/Satin Stainless Steel	\$202.00
HANDLE.10262	PL7 Push Handle Assy Engraved Down, 630/US32D/Satin Stainless Steel	\$255.00
HANDLE.10318	PL7 Pull Handle Assy Engraved Down, 630/US32D/Satin Stainless Steel	\$255.00
HANDLE.10261	PL8 Push Handle Assy Engraved Down, 630/US32D/Satin Stainless Steel	\$255.00
HANDLE.10317	PL8 Pull Handle Assy Engraved Down, 630/US32D/Satin Stainless Steel	\$255.00

MORTISE PADDLE ASSEMBLIES - NON-ENGRAVED		
Additional finishes available upon request. Lever material either brass or stainless steel unless otherwise noted.		
Specify	Description	Price
HANDLE.10203	HL6 Push Handle Mortise Assy, 605/US3/Bright Brass	\$197.00
HANDLE.10264	HL6 Pull Handle Mortise Assy, 605/US3/Bright Brass	\$197.00
HANDLE.10205	HL6 Push Handle Mortise Assy, 612/US10/Satin Bronze	\$183.00
HANDLE.10266	HL6 Pull Handle Mortise Assy, 612/US10/Satin Bronze	\$183.00
HANDLE.10206	HL6 Push Handle Mortise Assy, 613/US10B/Oil Rubbed Bronze	\$197.00
HANDLE.10267	HL6 Pull Handle Mortise Assy, 613/US10B/Oil Rubbed Bronze	\$197.00
HANDLE.10207	HL6 Push Handle Mortise Assy, 625/US26/Bright Chrome	\$194.00
HANDLE.10268	HL6 Pull Handle Mortise Assy, 625/US26/Bright Chrome	\$194.00

PARTS

MORTISE PADDLE ASSEMBLIES - NON-ENGRAVED

Additional finishes available upon request. Lever material either brass or stainless steel unless otherwise noted.

Specify	Description	Price
HANDLE.10208	HL6 Push Handle Mortise Assy, 626/US26D/Satin Chrome, Zinc Paddles	\$160.00
HANDLE.10269	HL6 Pull Handle Mortise Assy, 626/US26D/Satin Chrome, Zinc Paddles	\$160.00
HANDLE.10229	HL6 Push Handle Mortise Assy, 626/US26D/Satin Chrome	\$176.00
HANDLE.10289	HL6 Pull Handle Mortise Assy, 626/US26D/Satin Chrome	\$176.00
HANDLE.10209	HL6 Push Handle Mortise Assy, 630/US32D/Stainless Steel	\$183.00
HANDLE.10270	HL6 Pull Handle Mortise Assy, 630/US32D/Stainless Steel	\$183.00

MORTISE PADDLE ASSEMBLIES - ENGRAVED

Additional finishes and engravings available upon request. Lever material either brass or stainless steel unless otherwise noted.

Specify	Description	Price
HANDLE.10236	HL6 Push Handle Mortise Assy Engraved Down, 626/US26D/Satin Chrome, Zinc Paddles	\$180.00
HANDLE.10230	HL6 Push Handle Mortise Assy Engraved Up, 626/US26D/Satin Chrome, Zinc Paddles	\$180.00
HANDLE.10226	HL6 Push Handle Mortise Assy Engraved Away, 626/US26D/Satin Chrome, Zinc Paddles	\$180.00
HANDLE.10290	HL6 Pull Handle Mortise Assy Engraved Down, 626/US26D/Satin Chrome, Zinc Paddles	\$180.00
HANDLE.10298	HL6 Pull Handle Mortise Assy Engraved Up, 626/US26D/Satin Chrome, Zinc Paddles	\$180.00
HANDLE.10286	HL6 Pull Handle Mortise Assy Engraved Towards, 626/US26D/Satin Chrome, Zinc Paddles	\$180.00
HANDLE.10325	HL6 Push Handle Mortise Assy Engraved Up, 626/US26D/Satin Chrome	\$197.00
HANDLE.10326	HL6 Pull Handle Mortise Assy Engraved Down, 626/US26D/Satin Chrome	\$197.00
HANDLE.10221	HL6 Push Handle Mortise Assy Engraved Down, 630/US32D/Stainless Steel	\$202.00
HANDLE.10243	HL6 Push Handle Mortise Assy Engraved Up, 630/US32D/Stainless Steel	\$202.00
HANDLE.10222	HL6 Push Handle Mortise Assy Engraved Towards, 630/US32D/Stainless Steel	\$202.00
HANDLE.10231	HL6 Push Handle Mortise Assy Engraved Away, 630/US32D/Stainless Steel	\$202.00
HANDLE.10285	HL6 Pull Handle Mortise Assy Engraved Down, 630/US32D/Stainless Steel	\$202.00
HANDLE.10281	HL6 Pull Handle Mortise Assy Engraved Up, 630/US32D/Stainless Steel	\$202.00
HANDLE.10291	HL6 Pull Handle Mortise Assy Engraved Towards, 630/US32D/Stainless Steel	\$202.00
HANDLE.10282	HL6 Pull Handle Mortise Assy Engraved Away, 630/US32D/Stainless Steel	\$202.00

COVER ASSEMBLIES

Additional finishes available upon request.

Specify	Description	Price
840964-03	HL6 Cover, 605/US3/Bright Brass	\$113.00
840964-04	HL6 Cover, 606/US4/Satin Brass	\$102.00
840964-25	HL6 Cover, 612/US10/Satin Bronze	\$102.00
840964-13	HL6 Cover, 613/US10B/Oil Rubbed Bronze	\$113.00
840964-25	HL6 Cover, 625/US26/Bright Chrome	\$102.00
840967-64	HL6 Cover, 626/US26D/Satin Chrome, Zinc	\$89.60
840964-26	HL6 Cover, 626/US26D/Satin Chrome	\$102.00
840965-31	HL6 Cover, 629/US32/Bright Stainless Steel	\$108.00
840965-32	HL6 Cover, 630/US32D/Satin Stainless Steel	\$102.00
840956-04	PL7/PL8 Coin Turn Cover Assy, 605/US4/Bright Brass	\$146.00
840956-25	PL7/PL8 Coin Turn Cover Assy, 625/US26/Bright Chrome	\$160.00



PARTS

COVER ASSEMBLIES		
Additional finishes available upon request.		
Specify	Description	Price
840956-26	PL7/PL8 Coin Turn Cover Assy, 626/US26D/Satin Chrome	\$147.00
840956-32	PL7/PL8 Coin Turn Cover Assy, 630/US32D/Satin Stainless Steel	\$153.00
840957-04	PL7/PL8 Thumbturn Cover Assy, 605/US4/Bright Brass	\$248.00
840957-25	PL7/PL8 Thumbturn Cover Assy, 625/US26/Bright Chrome	\$257.00
840957-26	PL7/PL8 Thumbturn Cover Assy, 626/US26D/Satin Chrome	\$237.00
840957-32	PL7/PL8 Thumbturn Cover Assy, 630/US32D/Satin Stainless Steel	\$248.00

STRIKES		
Additional finishes available upon request.		
Specify	Description	Price
HLPART.10040	Standard Strike, HL6/PL7/PL7 Tubular (Bored) Lock, 605/US3/Bright Brass	\$38.60
HLPART.10041	Standard Strike, HL6/PL7/PL7 Tubular (Bored) Lock, 606/US4/Satin Brass	\$38.60
HLPART.10042	Standard Strike, HL6/PL7/PL7 Tubular (Bored) Lock, 612/US10/Satin Bronze	\$38.60
HLPART.10043	Standard Strike, HL6/PL7/PL7 Tubular (Bored) Lock, 613/US10B/Oil Rubbed Bronze	\$38.60
HLPART.10044	Standard Strike, HL6/PL7/PL7 Tubular (Bored) Lock, 625/626/629/630/US26/US26D/US32/US32D	\$38.60
HLPART.10045	ASA Strike, HL6/PL7/PL7 Tubular (Bored) Lock, 605/US3/Bright Brass	\$38.60
HLPART.10051	ASA Strike, HL6/PL7/PL7 Tubular (Bored) Lock, 606/US4/Satin Brass	\$38.60
HLPART.10047	ASA Strike, HL6/PL7/PL7 Tubular (Bored) Lock, 612/US10/Satin Bronze	\$38.60
HLPART.10048	ASA Strike, HL6/PL7/PL7 Tubular (Bored) Lock, 613/US10B/Oil Rubbed Bronze	\$38.60
HLPART.10049	ASA Strike, HL6/PL7/PL7 Tubular (Bored) Lock, 625/626/629/630/US26/US26D/US32/US32D	\$38.60

LATCHBOLTS		
Additional finishes available upon request.		
Specify	Description	Price
HLPART.10060	HL6/PL7PL8 2.75" Latchbolt Pkg 605/US3/Bright Brass	\$68.90
HLPART.10061	HL6/PL7PL8 2.75" Latchbolt Pkg 606/US4/Satin Brass	\$68.90
HLPART.10062	HL6/PL7PL8 2.75" Latchbolt Pkg 612/US10/Satin Bronze	\$68.90
HLPART.10063	HL6/PL7PL8 2.75" Latchbolt Pkg 613/US10B/Oil Rubbed Bronze	\$68.90
HLPART.10064	HL6/PL7PL8 2.75" Latchbolt Pkg 625/629/US26/US32	\$68.90
HLPART.10065	HL6/PL7PL8 2.75" Latchbolt Pkg 626/630/US26D/US32D	\$68.90
HLPART.10066	HL6/PL7PL8 3.75" Latchbolt Pkg 605/US3/Bright Brass	\$71.60
HLPART.10067	HL6/PL7PL8 3.75" Latchbolt Pkg 606/US4/Satin Brass	\$71.60
HLPART.10068	HL6/PL7PL8 3.75" Latchbolt Pkg 612/US10/Satin Bronze	\$71.60
HLPART.10069	HL6/PL7PL8 3.75" Latchbolt Pkg 613/US10B/Oil Rubbed Bronze	\$71.60
HLPART.10070	HL6/PL7PL8 3.75" Latchbolt Pkg 625/629/US26/US32	\$71.60
HLPART.10071	HL6/PL7PL8 3.75" Latchbolt Pkg 626/630/US26D/US32D	\$71.60
HLPART.10072	HL6/PL7PL8 5.0" Latchbolt Pkg 605/US3/Bright Brass	\$73.00
HLPART.10073	HL6/PL7PL8 5.0" Latchbolt Pkg 606/US4/Satin Brass	\$73.00
HLPART.10074	HL6/PL7PL8 5.0" Latchbolt Pkg 612/US10/Satin Bronze	\$73.00
HLPART.10075	HL6/PL7PL8 5.0" Latchbolt Pkg 613/US10B/Oil Rubbed Bronze	\$73.00
HLPART.10076	HL6/PL7PL8 5.0" Latchbolt Pkg 625/629/US26/US32	\$73.00


 CYLINDRICAL
 DEADBOLTS
 MORTISE
 MULTIPOINT
 INTERCONNECT
 TUBULAR
 SPECIALTY
 PORTABLE
 CYLINDERS/KEYS
 TOOLS/KITS
 MERCHANDISING
 FORMS

PARTS

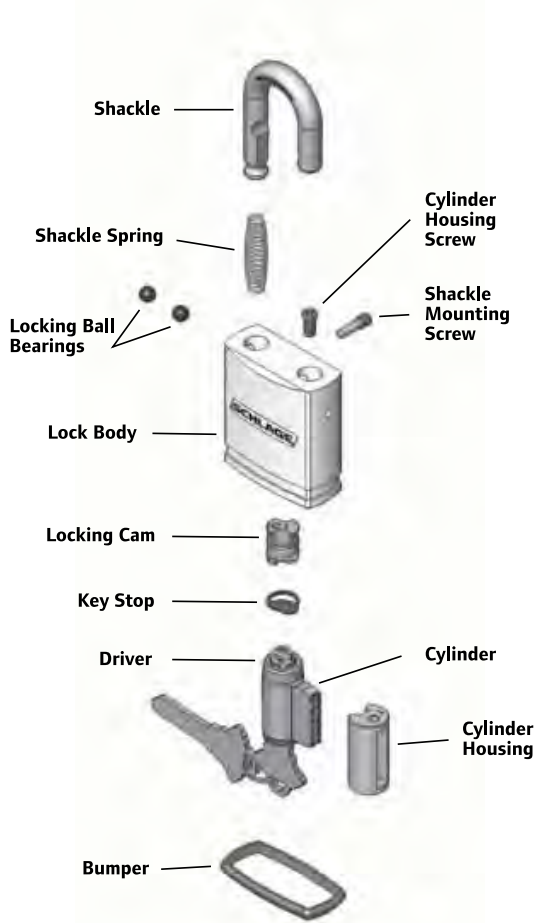
LATCHBOLTS		
Additional finishes available upon request.		
Specify	Description	Price
HLPART.10077	HL6/PL7PL8 5.0" Latchbolt Pkg 626/630/US26D/US32D	\$73.00
HLPART.10078	HL6/PL7/PL8 7.0" Latchbolt Pkg 605/US3/Bright Brass	\$145.00
HLPART.10079	HL6/PL7/PL8 7.0" Latchbolt Pkg 604/US4/Satin Brass	\$145.00
HLPART.10080	HL6/PL7PL8 7.0" Latchbolt Pkg 612/US10/Satin Bronze	\$145.00
HLPART.10081	HL6/PL7/PL8 7.0" Latchbolt Pkg 613/US10B/Oil Rubbed Bronze	\$145.00
HLPART.10082	HL6/PL7/PL8 7.0" Latchbolt Pkg 625/629/US26/US32	\$145.00
HLPART.10083	HL6/PL7PL8 7.0" Latchbolt Pkg 626/630/US26D/US32D	\$145.00

SCREW PACKS		
Specify	Description	Price
800117	HL6/7/8 Screw Pack, Contains (1) HL6 Tubular bolt pack, (1) B202-516 Screw Pack, (2) K110-020 Screw Packs.	\$13.60
800119	Mortise bolt pack, Contains (1) HL6 L9000 bolt pack, (2) (2) K110-020 Screw Packs, (4) #10-32 x 3/8" MS PPH. Does not include mortise brackets.	\$13.60
800120	EO Screw pack for back plate 828602, Contains (4) #10-32 x 2-1/8" MS PPH,(1) B202-516 Screw Pack, (2) K110-020 Screw Packs	\$13.60
800121	EO Screw pack for back plate 842960, Contains (4) #10-32 x 1-3/4" MS PPH, (4) #10-32 KEPS NUT,(1) B202-516 Screw Pack, (2) K110-020 Screw Pack	\$13.60
800123	Von Duprin mortise scrow pack, Contains (2) #10-32 x 2-3/4" MS FPH, (4) #10-32 x 2-3/4" MS FPH, (4) #10-32 KEPS NUT, (1) K110-020 Screw Pack, (4) #10-32 x 3/8" MS PPH	\$13.60
800126	Cover screw pack, Contains, (1) K110-020 Screw Pack	\$13.60
800128	HL6RL Security Screw Pack	\$13.60
840613-00	HL6/PL7/8 Security Screw Pkg 3, 2D	\$13.60
829632-26	HL6eo Screw Pkg 625/626/US26/US26D	\$13.60
HLPART.10158	HL6/HL6M/PL7/PL8 Spring & Rivet Pkg	\$13.60
HLPART.10159	"OLD STYLE" SPRING & RIVET PKG	\$18.00
K110-020	Cover Screws, Contains (2) K510-210, #8-32 x 1/4" MS PFH (Specify finish when ordering)	\$1.10

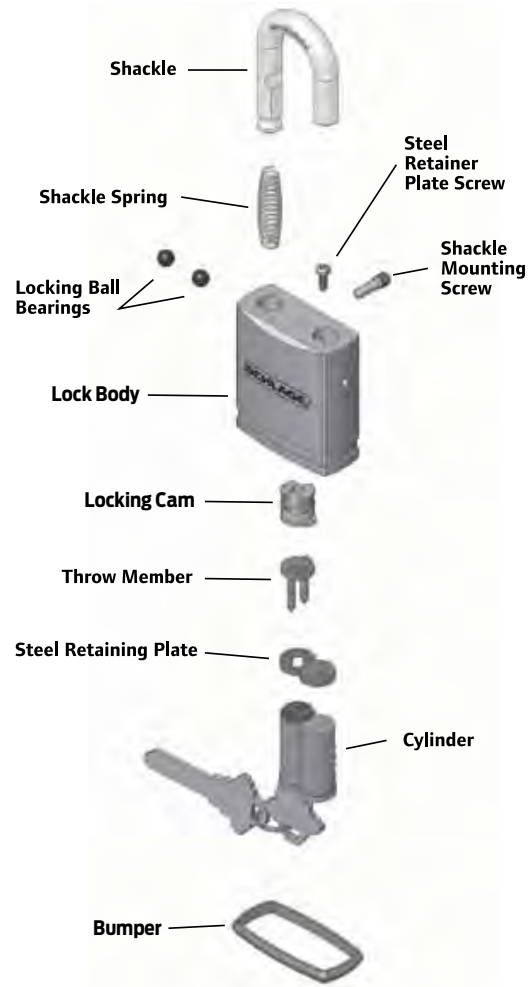
MORTISE LOCK COMPONENTS		
Specify	Description	Price
840088-00	HLM6 Mounting Plate	\$1.10
Strikes		See page 215
Armor fronts		See page 214
Chassis		See page 224
36-371-89	EL/EU SPINDLE (Qty 1)	\$1.20

PORTABLE SECURITY

Conventional Key-in-Lever



Small Format Interchangeable Core





How to order

Important portable security ordering information

All products in this section are stocked and must be ordered in case quantities. Case quantity is listed with each product. All prices listed are unit prices.

Note: Keyed different products ship with key in knob cylinders.
All cylinders ordered for use with Less Cylinder products will ship separately.

Common pricing information

1.	Locks are furnished with standard features unless otherwise specified.
2.	Keyed different products ship with Key in Knob keyed different cylinders only. For other Key in Knob cylinder options, order less cylinder padlocks from page 355 and cylinders separately.
3.	For Custom Engraving, see page 358.
4.	Key in Knob less cylinder padlocks ship with key stop, cylinder housing, and cylinder housing screw.
5.	For cylinder and keying options, refer to Cylinders and Keys & Keying sections.
6.	SFIC less cylinder product is shipped without cylinder.
7.	Padlocks with cylinders will be furnished with 2 keys each as standard. Additional keys will be charge at the additional cut keys charge appropriate for the cylinder/key type

Contents

Portable security Overview	353
Key-in-Lever with Cylinder	354
Key-in-Lever Less Cylinder.....	355
SFIC - Less Cylinder	356
Full Size IC Core.....	357
Locking Cables, Security Chains and Padlocks	358
Parts and Accessories	359
Special Security.....	360
Flex Security	361

Standard features for commercial series padlocks

Certification	Meets or exceeds ASTM standards for standard steel shackle, shackle cutting and corrosion resistance
Lock Body	Solid steel, brass and chrome plated brass - Solid steel resists impact, solid brass and chrome plated brass resist corrosion
Shackle	Hardened alloy steel, double deadbolt locking mechanism
Cylinder*	Conventional Key-In-Lever, 6-pin solid brass, pinned 5, C keyway, keyed different (KD) unless otherwise specified
Cylinder finish	606 Satin Brass
Keys	Two nickel silver cut keys per lock, branded Schlage

* Cylinders must be ordered as a separate line item for all products except conventional key in lever KD stocked.

Standard features for commercial series cables

Lock Head	Die-cast zinc, 407 satin finish
Cable	Braided steel vinyl coated for greater cut resistance than twisted cables
Cylinder*	Conventional Key-In-Lever , 6-pin solid brass, pinned 5, C keyway, keyed different (KD)
Cylinder finish	606 Satin Brass
Keys	Two nickel silver cut keys per lock, branded Schlage

* Cylinders must be ordered as a separate line item for all products except conventional key in lever KD stocked.


Standard features for commercial series chains

Certification	Padlock meets or exceeds ASTM standards for tensile force, shock, shackle cutting, cycle test and corrosion
Padlock*	Recommended for use with KS72F2300 - Round style padlock with 2" shackle
Lock body	2-5/8" Solid steel resists impact
Shackle	Molybdenum hardened steel, patented interchangeable design, double deadbolt locking mechanism
Cylinder	Conventional Key-In-Lever , 6-pin solid brass, pinned 5, C keyway, keyed different (KD)
Cylinder finish	606 Satin Brass
Keys	Two nickel silver cut keys per lock, branded Schlage
Chain	Triple heat treated Boron Manganese steel; unique six-sided chain links resist attack

* Padlocks and chains must be ordered separately.

KEY-IN-LEVER WITH CYLINDER

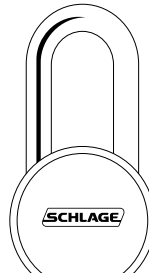
Available in:
606 Brass



KS23D

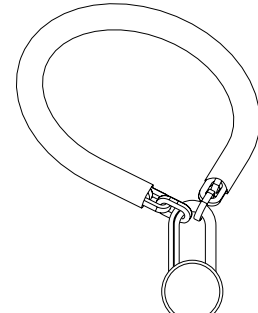
KS43F

Available in:
652 Steel



KS72F

Padlock is 652 Steel

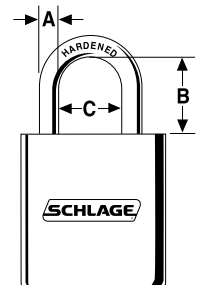


KK Series

		Body Size			Shackle dimension			Shackle dimension (metric)						
UPC 720018-	Part #	Width	Height	Depth	A	B	C	A	B	C	Cylinder type	Case pack	Master pack	List price each
KEYED DIFFERENT - BRASS														
997412	KS23D2300	1-25/32"	2-3/16"	7/8"	5/16"	1-1/2"	3/4"	8mm	38mm	19mm	KNK	6	24	\$73.10
997405	KS23F2300	1-25/32"	2-3/16"	7/8"	5/16"	2"	3/4"	8mm	51mm	19mm	KNK	6	24	\$73.30
997290	KS43D2300	1-15/16"	2-3/16"	7/8"	3/8"	1-1/2"	3/4"	9.5mm	38mm	19mm	KNK	6	24	\$77.80
997283	KS43F2300	1-15/16"	2-3/16"	7/8"	3/8"	2"	3/4"	9.5mm	51mm	19mm	KNK	6	24	\$78.30
KEYED DIFFERENT - STEEL														
997764	KS72F2300	2-5/8"	2-3/8"	1-3/32"	7/16"	2"	7/8"	11mm	51mm	22mm	KNK	6	18	\$84.20

		Chain size	Chain size (metric)	Shackle dimension			Shackle dimension (metric)							
UPC 720018-	Part #	Length	Length	A	B	C	A	B	C	Cylinder type	Case pack	Master pack	List price each	
CHAIN ONLY														
999478	999478	5'	150 cm		N/A			N/A		N/A	1	1	\$116.00	
999461	999461	3' 3"	100 cm		N/A			N/A		N/A	1	1	\$61.30	


Note: 1) For master keyed or keyed alike products, order chain, padlocks and cylinders separately.
 Order chains #999478 or #999461 with padlock KS72F2300.
 Prices are for chains only.
 Chains and padlocks must be ordered separately.



Shackle Dimensions

KEY-IN-LEVER LESS CYLINDER

Available in 606 Brass




KS23D

KS43F

		Body size			Shackle dimension			Shackle dimension (metric)						
UPC 720018-	Part #	Width	Height	Depth	A	B	C	A	B	C	Cylinder type	Case pack	Master pack	List price each
LESS CYLINDER - BRASS														
000259	KS23D2200	1-25/32"	2-3/16"	7/8"	5/16"	1-1/2"	3/4"	8mm	38mm	19mm	KNK	6	24	\$63.40
000266	KS23F2200	1-25/32"	2-3/16"	7/8"	5/16"	2"	3/4"	8mm	51mm	19mm	KNK	6	24	\$63.70
000297	KS43D2200	1-15/16"	2-3/16"	7/8"	3/8"	1-1/2"	3/4"	9.5mm	38mm	19mm	KNK	6	24	\$68.30
000303	KS43F2200	1-15/16"	2-3/16"	7/8"	3/8"	2"	3/4"	9.5mm	51mm	19mm	KNK	6	24	\$68.70

SFIC - LESS CYLINDER

Available in 625 Chrome
Plated Brass




KS23D

KS21F

		Body size			Shackle dimension			Shackle dimension (metric)						
UPC 720018-	Part #	Width	Height	Depth	A	B	C	A	B	C	Cylinder type	Case pack	Master pack	List price each
LESS CYLINDER - CHROME PLATED BRASS														
997658	KS11D1200	1-25/32"	2-3/16"	7/8"	1/4"	1-1/2"	3/4"	6.4mm	38mm	19mm	SFIC	6	24	\$37.80
997641	KS11F1200	1-25/32"	2-3/16"	7/8"	1/4"	2"	3/4"	6.4mm	51mm	19mm	SFIC	6	24	\$39.40
997498	KS21D1200	1-25/32"	2-3/16"	7/8"	5/16"	1-1/2"	3/4"	8mm	38mm	19mm	SFIC	6	24	\$40.10
997481	KS21F1200	1-25/32"	2-3/16"	7/8"	5/16"	2"	3/4"	8mm	51mm	19mm	SFIC	6	24	\$42.10
997375	KS41D1200	1-15/16"	2-3/16"	7/8"	3/8"	1-1/2"	3/4"	9.5mm	38mm	19mm	SFIC	6	24	\$40.10
997368	KS41F1200	1-15/16"	2-3/16"	7/8"	3/8"	2"	3/4"	9.5mm	51mm	19mm	SFIC	6	24	\$42.10

FULL SIZE IC CORE

Available in 606 Brass



KS43D

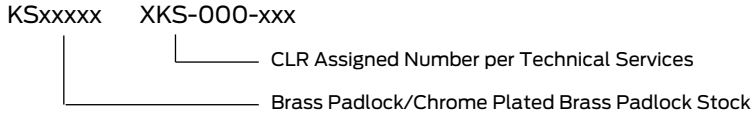
KS43F

		Body size			Shackle dimension			Shackle dimension (metric)						
UPC 720018-	Part #	Width	Height	Depth	A	B	C	A	B	C	Cylinder type	Case pack	Master pack	List price each
LESS CYLINDER - BRASS														
999140	KS43D3200	1-15/16"	2-3/16"	7/8"	3/8"	1-1/2"	3/4"	9.5mm	38mm	19mm	IC	6	24	\$78.70
999157	KS43F3200	1-15/16"	2-3/16"	7/8"	3/8"	2"	3/4"	9.5mm	51mm	19mm	IC	6	24	\$83.30



LOCKING CABLES, SECURITY CHAINS AND PADLOCKS

Custom engraving - optional



- NOTES:
- 1) A one time set up cost of \$85 net will be added to the first order under part number 50-020.
 - 2) A \$8.00 net per piece engraving fee will be added to net product cost.
 - 3) Custom engraving requires submission of completed "Custom Logo Request" form (see Forms) and scaleable logo line art in DXF format to locksupport@allegion.com
 - 4) Minimum order quantity is 6.
 - 5) XKS-000-XXX part number is assigned by Technical Services and is keyed in the accessory field as part of the product part number.

Custom engraving is available on the following parts.

Brass padlocks - listed on page

- KS23D2300
 - KS23F2300
 - KS43D2300
 - KS43F2300

 - KS23D2200
 - KS23F2200
 - KS43D2200
 - KS43F2200

 - KS43D3200
 - KS43F3200
- Page 354
- Page 355
- Page 357

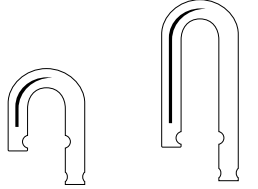
Chrome plated brass padlocks - listed on page

- KS11D1200
 - KS11F1200
 - KS21D1200
 - KS21F1200
 - KS41D1200
 - KS41F1200
- Page 356

PARTS AND ACCESSORIES

Features and specifications

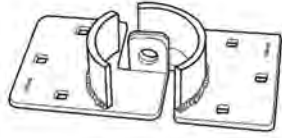
- Parts and Accessories discounted at full lock discount.
- Must be ordered in box quantity.




3/8" x 3/4" 5/16" x 2"

UPC 720018-	Part #	Shackle dimension			Shackle dimension (metric)			Box quantity	Carton quantity	List price each
		A	B	C	A	B	C			
HARDENED STEEL SHACKLES - FOR USE WITH 20 SERIES PADLOCKS										
997115	KZ11G20	5/16"	4"	3/4"	8mm	102mm	19mm	6	36	\$14.10
HARDENED STEEL SHACKLES - FOR USE WITH 40 SERIES PADLOCKS										
997139	KZ11F40	3/8"	2"	3/4"	9.5mm	51mm	19mm	6	36	\$12.50
997108	KZ11G40	3/8"	4"	3/4"	9.5mm	102mm	19mm	6	36	\$17.30
BRASS SHACKLES - FOR USE WITH 20 SERIES PADLOCKS										
997054	KZ12D20	5/16"	1-1/2"	3/4"	8mm	38mm	19mm	6	36	\$9.10
996996	KZ12G20	5/16"	4"	3/4"	8mm	102mm	19mm	6	36	\$14.00
BRASS SHACKLES - FOR USE WITH 40 SERIES PADLOCKS										
997047	KZ12D40	3/8"	1-1/2"	3/4"	9.5mm	38mm	19mm	6	18	\$12.10
996989	KZ12G40	3/8"	4"	3/4"	9.5mm	102mm	19mm	6	18	\$17.30
STAINLESS STEEL SHACKLES - FOR USE WITH 20 SERIES PADLOCKS										
001294	KZ13D20	5/16"	1-1/2"	3/4"	8mm	38mm	19mm	6	36	\$9.60
001300	KZ13F20	5/16"	2"	3/4"	8mm	51mm	19mm	6	36	\$10.00
STAINLESS STEEL SHACKLES - FOR USE WITH 40 SERIES PADLOCKS										
001317	KZ13D40	3/8"	1-1/2"	3/4"	9.5mm	38mm	19mm	6	36	\$12.10
001324	KZ13F40	3/8"	2"	3/4"	9.5mm	51mm	19mm	6	36	\$12.50

SPECIAL SECURITY



855101




855118

SPECIALTY SECURITY PRODUCTS					
HASPS - HIGH-SECURITY					
UPC	Part #	Description	Body dimension	Carton quantity	List price each
855101	855101	Vehicle or Gate Security Hasp	8-1/2" x 4-1/2"	3	\$49.10
855118	855118	Flexible Double-Hinge Steel Security Hasp	7-3/4" x 1-3/4"	6	\$15.70

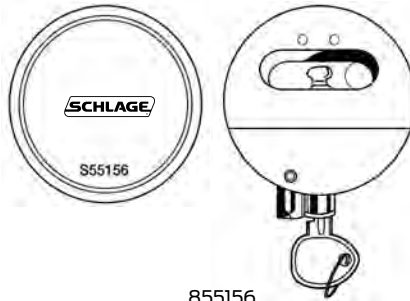
FLEX SECURITY

Flex security features and specifications

- Non rekeyable
- Retail vis-packed
- Must be ordered in case quantity multiples



999232



855156

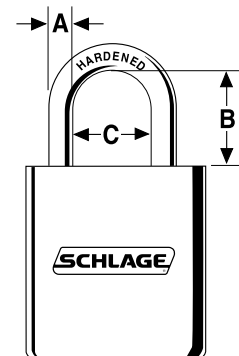


850410

SPECIAL USE PADLOCKS											
UPC	Part #	Shackle dimension			Shackle dimension (metric)			Padlock width	Case qty	Price	
		A	B	C	A	B	C				
EXTRA LARGE PADLOCK											
720018999232	999232	1/2"	11"	4"	12mm	275mm	102mm	7-1/4"	5	\$44.40	
SHACKLE-LESS PADLOCK											
720018855156	855156	-	-	-	-	-	-	2-7/8"	6	\$57.20	

COVERED LAMINATED STEEL PADLOCKS							
UPC	Part #	Shackle dimension			Padlock width	Case qty	Price
		A	B	C			
COVERED LAMINATED STEEL PADLOCKS							
720018850410*	850410*	1/4"	1-1/8"	3/4"	1-1/2"	3	\$31.50

*2 KA units per pack. 6 Packs keyed different per case.



Shackle Dimensions

FLEX SECURITY


 999461
999478

 999270 999263
999256 999249


999218



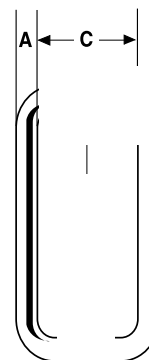
999225


 994800
994862

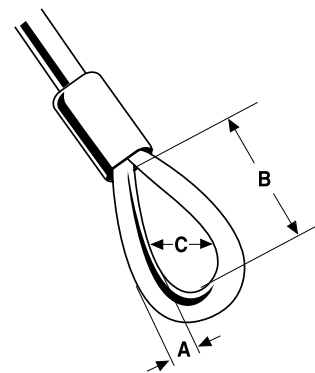
Flex security features and specifications

- Non rekeyable
- Retail vis-packed
- Must be ordered in case quantity multiples

SECURITY CHAINS							
UPC	Part #	Shackle dimension		Chain length	Case qty	Price	
		A					
CINCH RING SECURITY CHAINS							
720018999478	999478	1/2"		5'	1	\$116.00	
720018999461	999461	1/2"		3' 3"	1	\$61.30	
SECURITY CABLES AND LOCKING CABLES							
UPC	Part #	Cable dia.	Loop dimension		Cable length	Case qty	Price
		A	B	C			
FLEXIBLE STEEL CABLES							
720018999270	999270	3/8"	2-1/4"	1-1/8"	30'	4	\$68.00
720018999263	999263	3/8"	2-1/4"	1-1/8"	15'	4	\$42.40
720018999256	999256	3/8"	2-1/4"	1-1/8"	7'	4	\$24.90
720018999249	999249	3/8"	2-1/4"	1-1/8"	4'	4	\$19.50
KEY CABLE							
720018999218	999218	1/2"	-	-	5'	4	\$34.90
RESETTABLE COMBINATION CABLE							
720018999225	999225	3/8"	-	-	5'	4	\$36.20
FLEXIBLE STEEL CABLE AND COVERED LAMINATED STEEL PADLOCK							
720018994800	994800	3/8"	2-1/4"	1-1/8"	4'	4	\$32.60
720018994862	994862	3/8"	2-1/4"	1-1/8"	15'	4	\$51.40



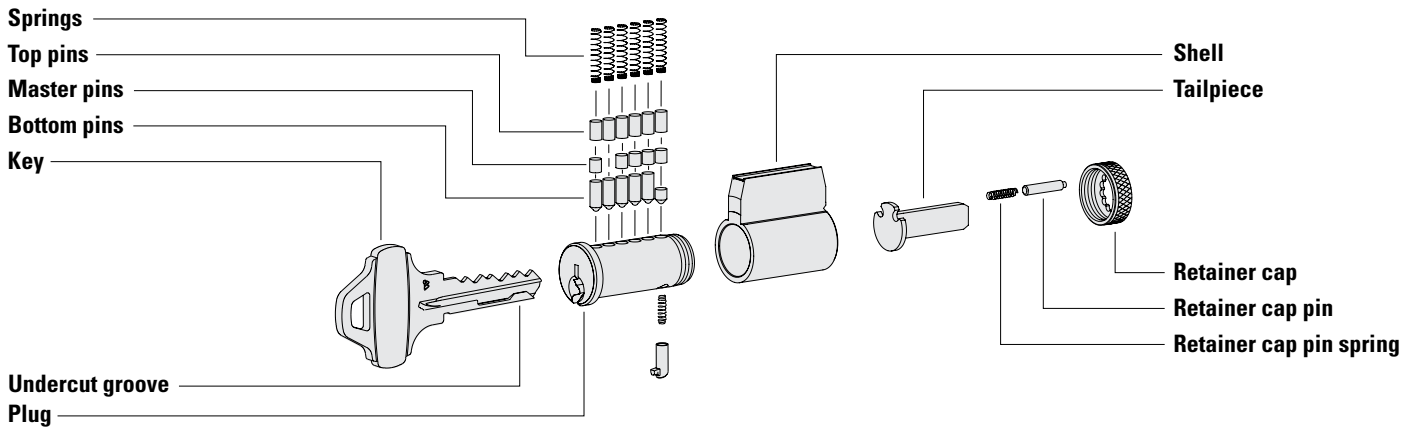
Link Dimensions



Loop Dimensions

CYLINDERS

Exploded View - Everest Key-in-Knob/Lever Cylinder





CYLINDERS

KEYS

CYLINDER PARTS


CL SERIES

this page intentionally blank


Contents

Cylinders.....363
Keys399
Cylinder parts.....407
Keys and keying 423


Format	Application	Components	Lock Finish Ordered (or sold separate for Mortise and RIM cylinder)											
			605	606	609	612	613	619	622	625	626	629	630	643e
Conventional	Sold Separate	Plug	-	606	-	-	-	-	622	-	626	-	-	522
	Mortise	Plug	606	606	606	606	522	626	622	626	626	626	626	522
		Housing Face	605	606	609	612	613	619	622	625	626	629	630	316
		Rings	605	606	609	612	613	619	622	625	626	625	626	316
	RIM/DB	Plug	606	606	606	606	522	626	622	626	626	626	626	522
		Housing Face	605	606	609	612	613	619	622	625	626	629	630	316



Format	Application	Components	Lock Finish Ordered (or sold separate for Mortise and RIM cylinder)											
			605	606	609	612	613	619	622	625	626	629	630	643e
FSIC	Sold Separate	Plug (lower)	-	606	-	-	522	-	622	-	626	-	-	-
		Core Face (upper)	-	606	-	-	522	-	622	-	626	-	-	-
	Mortise	Plug (lower)	606	606	606	606	522	626	622	626	626	626	-	522
		Core Face (upper)	606	606	606	606	522	626	622	626	626	626	-	522
		Housing Face	605	606	609	612	613	619	622	625	626	626	-	316
		Rings	605	606	609	612	613	619	622	625	626	626	-	316
	RIM/DB	Plug (lower)	606	606	606	606	522	626	622	626	626	626	-	522
		Core Face (upper)	606	606	606	606	522	626	622	626	626	626	-	522
		Housing Face	605	606	609	612	613	619	622	625	626	626	-	316



Format	Application	Components	Lock Finish Ordered (or sold separate for Mortise and RIM cylinder)											
			605	606	609	612	613	619	622	625	626	629	630	643e
SFIC	Sold Separate	Plug (lower)	-	606	-	-	522	-	622	-	626	-	-	-
		Core Face (upper)	-	606	-	-	522	-	622	-	626	-	-	-
	Mortise	Plug (lower)	606	606	606	606	522	626	622	626	626	626	-	522
		Core Face (upper)	606	606	606	606	522	626	622	626	626	626	-	522
		Housing Face	605	606	609	612	613	619	622	625	626	626	-	316
		Rings	605	606	609	612	613	619	622	625	626	626	-	316
	RIM/DB	Plug (lower)	606	606	606	606	522	626	622	626	626	626	-	522
		Core Face (upper)	606	606	606	606	522	626	622	626	626	626	-	522
		Housing Face	605	606	609	612	613	619	622	625	626	626	-	316



522 is a simulated 613 finish; 316 is a simulated 643e finish

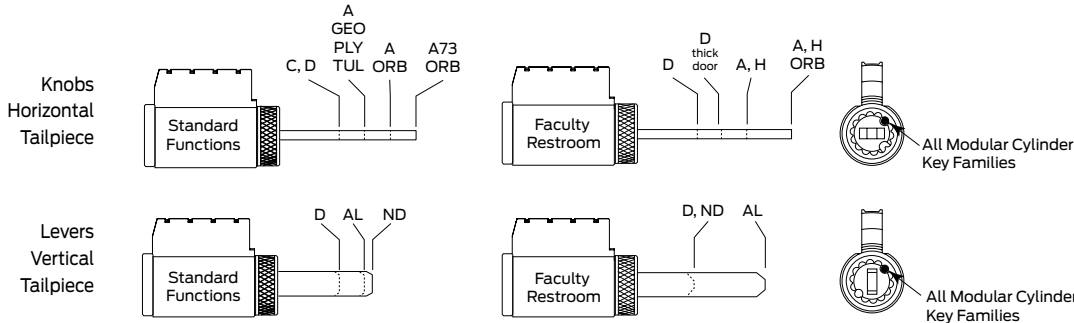
Finishes												
605	606	609	612	613	619	622	625	626	629	630	643e	
Bright Brass	Satin Brass	Antique Brass	Satin Bronze	Oil Rubbed Bronze	Satin Nickel	Matte Black	Bright Chrome	Satin Chrome	Bright Stainless Steel	Satin Stainless Steel	Aged Bronze	

SOLD SEPARATE

CONVENTIONAL CYLINDERS

HOW TO ORDER: Conventional Cylinders (KIL)

	Catalog # - # of Pins	Finish	Keyway	Keying
Standard	23-065-6	626	S123	KD
Primus XP	20-765-XP	626	S123	MK
Primus	20-765	606	CP	KA-OBIT
SL	91-018	626	R125	MK
SL-Primus-XP	91-718-XP	606	R125	MK



SCHLAGE A SERIES	Standard			Primus		Primus UL437	
	Part #	Open	Restricted	Part #	Price	Part #	Price
All (except Orbit)	21-002	\$81.00	\$105.00	20-724	\$176.00	20-524	\$230.00
				20-724-XP	\$176.00	20-524-XP	\$230.00
				20-724-RP	\$176.00	20-524-RP	\$230.00
Orbit (except A73 function)	21-002-122	\$81.00	\$105.00	20-724-122	\$176.00	20-524-122	\$230.00
				20-724-122-XP	\$176.00	20-524-122-XP	\$230.00
				20-724-122-RP	\$176.00	20-524-122-RP	\$230.00
Faculty restroom (except Orbit)	21-003	\$119.00	\$143.00	N/A	N/A	N/A	N/A
Faculty restroom (Orbit)	21-003-168	\$119.00	\$143.00	N/A	N/A	N/A	N/A
	SL		SL Primus		SL Primus UL437		
	Part #	Price	Part #	Price	Part #	Price	
All (except Orbit)	91-004	\$105.00	91-704-XP	\$176.00	91-504-XP	\$230.00	
Orbit (except A73 function)	91-005	\$105.00	91-705-XP	\$176.00	91-505-XP	\$230.00	

SCHLAGE AD SERIES	Standard			Primus		Primus UL437	
	Part #	Open	Restricted	Part #	Price	Part #	Price
All cylindrical and exits with ATH or BAT	23-013	\$81.00	\$105.00	20-750	\$176.00	20-550	\$230.00
				20-750-XP	\$176.00	20-550-XP	\$230.00
				20-750-RP	\$176.00	20-550-RP	\$230.00
All mortise and all exits (except ATH or BAT)	23-118	\$81.00	\$105.00	20-854	\$176.00	20-554	\$230.00
				20-854-XP	\$176.00	20-554-XP	\$230.00
				20-854-RP	\$176.00	20-554-RP	\$230.00
	SL		SL Primus		SL Primus UL437		
	Part #	Price	Part #	Price	Part #	Price	
All cylindrical and exits with ATH or BAT	91-017	\$105.00	91-715-XP	\$176.00	91-515-XP	\$230.00	
All mortise and all exits (except ATH or BAT)	91-019	\$105.00	91-721-XP	\$176.00	91-521-XP	\$230.00	

Individual cylinder components (plug, shell, tailpiece, etc.) are listed beginning on page 413 in the parts section. For pins, springs, etc., see pages 407 - 409.



SOLD SEPARATE

CONVENTIONAL CYLINDERS

SCHLAGE AL SERIES	Standard			Primus		Primus UL437	
	Part #	Open	Restricted	Part #	Price	Part #	Price
All functions	21-020	\$81.00	\$105.00	20-728	\$176.00	20-528	\$230.00
				20-728-XP	\$176.00	20-528-XP	\$230.00
				20-728-RP	\$176.00	20-528-RP	\$230.00
Faculty restroom	21-021	\$119.00	\$143.00	N/A	N/A	N/A	N/A
	SL			SL Primus		Primus UL437	
	Part #	Price		Part #	Price	Part #	Price
All Functions	91-006	\$105.00		91-706-XP	\$176.00	91-506-XP	\$230.00

SCHLAGE ALX SERIES	Standard			Primus		Primus UL437	
	Part #	Open	Restricted	Part #	Price	Part #	Price
All functions (except classroom)	21-020	\$81.00	\$105.00	20-728	\$176.00	20-528	\$230.00
				20-728-XP	\$176.00	20-528-XP	\$230.00
				20-728-RP	\$176.00	20-528-RP	\$230.00
Classroom	23-195	\$81.00	\$105.00	20-685	\$176.00	20-566	\$230.00
				20-685-XP	\$176.00	20-566-XP	\$230.00
				20-685-RP	\$176.00	20-566-RP	\$230.00
	SL			SL Primus		SL Primus UL437	
	Part #	Price		Part #	Price	Part #	Price
All Functions (except Classroom)	91-006	\$105.00		91-706-XP	\$176.00	91-506-XP	\$230.00
Classroom	91-118	\$105.00		91-747-XP	\$176.00	91-618-XP	\$230.00

SCHLAGE D SERIES	Standard			Primus		Primus UL437	
	Part #	Open	Restricted	Part #	Price	Part #	Price
D Series - Knob	23-001	\$81.00	\$105.00	20-748	\$176.00	20-548	\$230.00
				20-748-XP	\$176.00	20-548-XP	\$230.00
				20-748-RP	\$176.00	20-548-RP	\$230.00
D Series - Knob (2" - 2-1/4" thick door)	21-002	\$81.00	\$105.00	20-724	\$176.00	20-524	\$230.00
				20-724-XP	\$176.00	20-524-XP	\$230.00
				20-724-RP	\$176.00	20-524-RP	\$230.00
Faculty restroom (knob)	23-003	\$119.00	\$143.00	N/A	N/A	N/A	N/A
Faculty restroom (2" - 2-1/4" thick door)	23-003-098	\$119.00	\$143.00	N/A	N/A	N/A	N/A
D Series - Lever	23-013	\$81.00	\$105.00	20-750	\$176.00	20-550	\$230.00
				20-750-XP	\$176.00	20-550-XP	\$230.00
				20-750-RP	\$176.00	20-550-RP	\$230.00
Faculty restroom (lever)	23-014	\$119.00	\$143.00	N/A	N/A	N/A	N/A
	SL			SL Primus		SL Primus UL437	
	Part #	Price		Part #	Price	Part #	Price
D Series - Knob	91-016	\$105.00		91-714-XP	\$176.00	91-514-XP	\$230.00
D Series - Knob (2" - 2-1/4" thick door)	91-004	\$105.00		91-704-XP	\$176.00	91-504-XP	\$230.00
D Series - Lever	91-017	\$105.00		91-715-XP	\$176.00	91-515-XP	\$230.00

CYLINDRICAL
DEADBOLTS
MORTISE
MULTIPOINT
INTERCONNECT
TUBULAR
SPECIALTY
PORTABLE
CYLINDERS/KEYS
TOOLS/KITS
MERCHANDISING
FORMS



SOLD SEPARATE

CONVENTIONAL CYLINDERS

HOW TO ORDER: Conventional Cylinders (KIL)

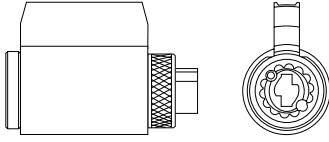
	Catalog # - # of Pins	Finish	Keyway	Keying
Standard	23-065-6	626	S123	KD
Primus XP	20-765-XP	626	S123	MK
Primus	20-765	606	CP	KA-OBIT
SL	91-018	626	R125	MK
SL-Primus-XP	91-718-XP	606	R125	MK

SCHLAGE H SERIES	Standard			Primus		Primus UL437	
	Part #	Open	Restricted	Part #	Price	Part #	Price
All (except Orbit)	21-002	\$81.00	\$105.00	20-724	\$176.00	20-524	\$230.00
				20-724-XP	\$176.00	20-524-XP	\$230.00
				20-724-RP	\$176.00	20-524-RP	\$230.00
Orbit (except A73 function)	21-002-122	\$81.00	\$105.00	20-724-122	\$176.00	20-524-122	\$230.00
				20-724-122-XP	\$176.00	20-524-122-XP	\$230.00
				20-724-122-RP	\$176.00	20-524-122-RP	\$230.00
Faculty restroom (except Orbit)	21-003	\$119.00	\$143.00	N/A	N/A	N/A	N/A
Faculty restroom (Orbit)	21-003-168	\$119.00	\$143.00	N/A	N/A	N/A	N/A
	SL			SL Primus		Primus UL437	
	Part #	Price		Part #	Price	Part #	Price
All (except Orbit)	91-004	\$105.00		91-704-XP	\$176.00	91-504-XP	\$230.00
Orbit (except A73 function)	91-005	\$105.00		91-705-XP	\$176.00	91-505-XP	\$230.00

SCHLAGE ND SERIES	Standard			Primus		Primus UL437	
	Part #	Open	Restricted	Part #	Price	Part #	Price
ND Series Lever	23-065	\$81.00	\$105.00	20-765	\$176.00	20-565	\$230.00
				20-765-XP	\$176.00	20-565-XP	\$230.00
				20-765-RP	\$176.00	20-565-RP	\$230.00
Faculty Restroom	23-000	\$119.00	\$143.00	N/A	N/A	N/A	N/A
	SL			SL Primus		Primus UL437	
	Part #	Price		Part #	Price	Part #	Price
All Functions	91-018	\$105.00		91-718-XP	\$176.00	91-518-XP	\$230.00

SOLD SEPARATE

CONVENTIONAL CYLINDERS



S Series

SCHLAGE S SERIES	Standard			Primus		Primus UL437	
	Part #	Open	Restricted	Part #	Price	Part #	Price
Keyed Levers	21-059	\$81.00	\$105.00	20-752	\$176.00	20-552	\$230.00
				20-752-XP	\$176.00	20-552-XP	\$230.00
				20-752-RP	\$176.00	20-552-RP	\$230.00
	SL			SL Primus		Primus UL437	
	Part #	Price		Part #	Price	Part #	Price
Keyed Levers	91-007	\$105.00		91-722-XP	\$176.00	N/A	N/A

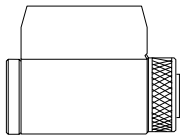
SCHLAGE S200 SERIES	Standard			Primus		Primus UL437	
	Part #	Open	Restricted	Part #	Price	Part #	Price
Keyed Levers	21-059	\$81.00	\$105.00	20-752	\$176.00	20-552	\$230.00
				20-752-XP	\$176.00	20-552-XP	\$230.00
				20-752-RP	\$176.00	20-552-RP	\$230.00
Deadbolts	22-081	\$81.00	\$105.00	24-769	\$176.00	24-569	\$230.00
				24-769-XP	\$176.00	24-569-XP	\$230.00
				24-769-RP	\$176.00	24-569-RP	\$230.00
	SL			SL Primus		SL Primus UL437	
	Part #	Price		Part #	Price	Part #	Price
Keyed Levers	91-007	\$105.00		91-722-XP	\$176.00	N/A	N/A
Deadbolts	91-012	\$105.00		91-729-XP	\$176.00	91-529-XP	\$230.00

SOLD SEPARATE

CONVENTIONAL CYLINDERS

HOW TO ORDER: Conventional Cylinders (KIL)

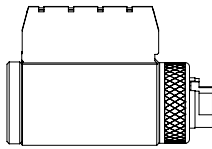
	Catalog # - # of Pins	Finish	Keyway	Keying
Standard	23-065-6	626	S123	KD
Primus XP	20-765-XP	626	S123	MK
Primus	20-765	606	CP	KA-OBIT
SL	91-018	626	R125	MK
SL-Primus-XP	91-718-XP	606	R125	MK



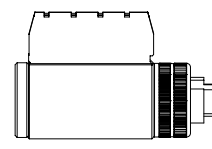
Door

Drawer

CL Series Cabinet Lock



KS-Series Padlocks



KC-Series Cables

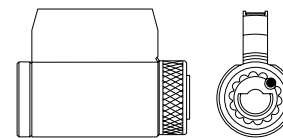
SCHLAGE PORTABLE SECURITY	Standard			Primus		Primus UL437	
	Part #	Open	Restricted	Part #	Price	Part #	Price
CL Series (Door)	20-172	\$81.00	\$105.00	20-772	\$176.00	20-572	\$230.00
				20-772-XP	\$176.00	20-572-XP	\$230.00
				20-772-RP	\$176.00	20-572-RP	\$230.00
CL Series (Drawer)	20-174	\$81.00	\$105.00	20-774	\$176.00	20-574	\$230.00
				20-774-XP	\$176.00	20-574-XP	\$230.00
				20-774-RP	\$176.00	20-574-RP	\$230.00
KS Series Padlocks	47-413	\$81.00	\$105.00	47-743	\$176.00	47-542	\$230.00
				47-743-XP	\$176.00	47-542-XP	\$230.00
				47-743-RP	\$176.00	47-542-RP	\$230.00
KC Series Cables	47-414	\$81.00	\$105.00	47-744	\$176.00	47-543	\$230.00
				47-744-XP	\$176.00	47-543-XP	\$230.00
				47-744-RP	\$176.00	47-543-RP	\$230.00
	SL			SL Primus		SL Primus UL437	
	Part #	Price		Part #	Price	Part #	Price
CL Series (Door)	91-001	\$105.00		91-719-XP	\$176.00	91-519-XP	\$230.00
CL Series (Drawer)	91-002	\$105.00		91-720-XP	\$176.00	91-520-XP	\$230.00

SOLD SEPARATE

DEADBOLTS

HOW TO ORDER: Conventional Cylinders (Deadbolt-cylinder only)

	Catalog # - # of Pins	Finish	Keyway	Keying
Standard	22-003-6	626	S123	KD
Primus XP	20-188-XP	626	T145	MK
Primus	20-188	606	CP	KA-OBIT
SL	91-010	626	R123	MK
SL-Primus-XP	91-703	606	R123	MK



Cylinder Only

SCHLAGE B250 SERIES								
Cylinder only No housing or tailpiece		Standard			Primus		Primus UL437	
		Part #	Open	Restricted	Part #	Price	Part #	Price
5 Pin (C/CE/E/F keyways only)		22-001	\$81.00	N/A	N/A	N/A	N/A	N/A
6-Pin standard		22-002	\$81.00	\$105.00	20-729	\$176.00	20-529	\$230.00
					20-729-XP	\$176.00	20-529-XP	\$230.00
					20-729-RP	\$176.00	20-529-RP	\$230.00
Cylinder with housing Cylinder and housing, no tailpiece		SL			SL Primus		Primus UL437	
		Part #	Price		Part #	Price	Part #	Price
6-Pin standard		91-008	\$105.00		91-707-XP	\$176.00	91-507-XP	\$230.00
Cylinder only No cylinder/core or tailpiece		Standard			Primus		Primus UL437	
		Part #	Open	Restricted	Part #	Price	Part #	Price
5 Pin (C/CE/E/F keyways only)	Outside	22-017	\$81.00	N/A	N/A	N/A	N/A	N/A
	Inside	22-018	\$81.00	N/A	N/A	N/A	N/A	N/A
6-Pin standard	Outside	22-019	\$81.00	\$105.00	20-730	\$176.00	20-530	\$230.00
					20-730-XP	\$176.00	20-530-XP	\$230.00
	Inside	22-020	\$81.00	\$105.00	20-731	\$176.00	20-531	\$230.00
					20-731-XP	\$176.00	20-531-XP	\$230.00
Conventional Cylinder	Outside	B202-824	\$36.10		N/A	N/A	N/A	N/A
	Inside	B202-825	\$36.10		N/A	N/A	N/A	N/A
Full Size Interchangeable Core	Outside	22-061	\$81.00		N/A	N/A	N/A	N/A
	Inside	22-062	\$81.00		N/A	N/A	N/A	N/A

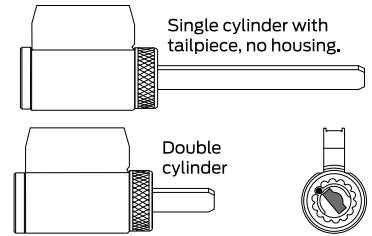
B250 SERIES								
Cylinder only No housing or tailpiece		Standard			Primus		Primus UL437	
		Part #	Open	Restricted	Part #	Price	Part #	Price
Cylinder Only (6 Pin)		22-081	\$81.00	\$105.00	24-769	\$176.00	24-569	\$230.00
Cylinder w/Housing (6 Pin)		22-082	\$81.00	\$105.00	24-770	\$176.00	24-570	\$230.00
Housing Only - Conventional Cylinder		B202-824	\$36.10					
Housing Only - Full Size Interchangeable Core		S306-135	\$92.00					

SOLD SEPARATE

DEADBOLTS

HOW TO ORDER: Conventional Cylinders (Deadbolt-cylinder only)

	Catalog # - # of Pins	Finish	Keyway	Keying
Standard	22-003-6	626	S123	KD
Primus XP	20-188-XP	626	T145	MK
Primus	20-188	606	CP	KA-OBIT
SL	91-010	626	R123	MK
SL-Primus-XP	91-703	606	R123	MK



SCHLAGE B250 SERIES							
	Standard			Primus		Primus UL437	
	Part #	Open	Restricted	Part #	Price	Part #	Price
Cylinder Only (6 Pin)	22-081	\$81.00	\$105.00	24-769	\$176.00	24-569-XP	\$230.00
Cylinder w/Housing (6 Pin)	22-082	\$81.00	\$105.00	24-770	\$176.00	24-570-XP	\$230.00
Housing Only - Conventional Cylinder	B202-824	\$36.10					
Housing Only - Full Size Interchangeable Core	S306-135	\$92.00					

SCHLAGE B500 SERIES								
Single cylinder functions		Standard			Primus		Primus UL437	
		Part #	Open	Restricted	Part #	Price	Part #	Price
B560 and B563	1-3/8" to 1-3/4"	22-003	\$81.00	\$105.00	20-188	\$176.00	20-190	\$230.00
					20-188-XP	\$176.00	20-190-XP	\$230.00
					20-188-RP	\$176.00	20-190-RP	\$230.00
	>1-3/4" to 2-1/4"	22-004	\$81.00	\$105.00	20-189	\$176.00	20-191	\$230.00
					20-189-XP	\$176.00	20-191-XP	\$230.00
					20-189-RP	\$176.00	20-191-RP	\$230.00
B561	1-3/8" to 2-1/4"	22-069	\$81.00	\$105.00	20-071	\$176.00	20-072	\$230.00
					20-071-XP	\$176.00	20-072-XP	\$230.00
					20-071-RP	\$176.00	20-072-RP	\$230.00
		SL		SL Primus		SL Primus UL437		
		Part #	Price	Part #	Price	Part #	Price	
B560 and B563	1-3/8" to 1-3/4"	91-009	\$105.00	91-702-XP	\$176.00	91-502-XP	\$230.00	
	>1-3/4" to 2-1/4"	91-010	\$105.00	91-703-XP	\$176.00	N/A	N/A	
B561	1-3/8" to 2-1/4"	91-011	\$105.00	91-701-XP	\$176.00	91-501-XP	\$230.00	
Double cylinder functions		Standard			Primus		Primus UL437	
		Part #	Open	Restricted	Part #	Price	Part #	Price
B562	1-3/8" to 1-3/4"	22-645	\$81.00	\$105.00	20-745	\$176.00	20-545	\$230.00
					20-745-XP	\$176.00	20-545-XP	\$230.00
					20-745-RP	\$176.00	20-545-RP	\$230.00
	>1-3/4" to 2-1/4"	22-646	\$81.00	\$105.00	20-746	\$176.00	20-546	\$230.00
					20-746-XP	\$176.00	20-546-XP	\$230.00
					20-746-RP	\$176.00	20-546-RP	\$230.00
		SL		SL Primus		SL Primus UL437		
		Part #	Price	Part #	Price	Part #	Price	
B562	1-3/8" to 1-3/4"	91-014	\$105.00	91-712-XP	\$176.00	91-512-XP	\$230.00	
	>1-3/4" to 2-1/4"	91-015	\$105.00	91-713-XP	\$176.00	N/A	N/A	

CYLINDERS

KEYS

CYLINDER PARTS

CL SERIES



SOLD SEPARATE

DEADBOLTS

SCHLAGE B600/700/800 SERIES		B600 Series			B700 Series		B800 Series	
Single cylinder functions		Standard			Primus		Primus UL437	
		Part #	Open	Restricted	Part #	Price	Part #	Price
B660 and B663	1-3/8" to 2-1/2"	22-644	\$81.00	\$105.00	20-744	\$176.00	20-544	\$230.00
					20-744-XP	\$176.00	20-544-XP	\$230.00
					20-744-RP	\$176.00	20-544-RP	\$230.00
B661 and B664	1-3/8" to 2"	22-642	\$81.00	\$105.00	20-742	\$176.00	20-542	\$230.00
					20-742-XP	\$176.00	20-542-XP	\$230.00
					20-742-RP	\$176.00	20-542-RP	\$230.00
	>2" to 2-1/2"	22-643	\$81.00	\$105.00	20-743	\$176.00	20-543	\$230.00
					20-743-XP	\$176.00	20-543-XP	\$230.00
					20-743-RP	\$176.00	20-543-RP	\$230.00
Double cylinder functions		SL			SL Primus		SL Primus UL437	
		Part #	Price	Part #	Price	Part #	Price	
B660 and B663	1-3/8" to 2-1/2"	91-032		\$105.00	91-711-XP	\$176.00	91-536-XP	\$230.00
B661 and B664	1-3/8" to 2"	91-030		\$105.00	91-709-XP	\$176.00	91-534-XP	\$230.00
	>2" to 2-1/2"	91-031		\$105.00	91-710-XP	\$176.00	91-535-XP	\$230.00
Double cylinder functions		Standard			Primus		Primus UL437	
		Part #	Open	Restricted	Part #	Price	Part #	Price
B662	1-3/8" to 2"	22-085	\$81.00	\$105.00	20-745	\$176.00	20-545	\$230.00
					20-745-XP	\$176.00	20-545-XP	\$230.00
					20-745-RP	\$176.00	20-545-RP	\$230.00
	>2" to 2-1/2"	22-086	\$81.00	\$105.00	20-746	\$176.00	20-546	\$230.00
					20-746-XP	\$176.00	20-546-XP	\$230.00
					20-746-RP	\$176.00	20-546-RP	\$230.00
Double cylinder functions		SL			SL Primus		SL Primus UL437	
		Part #	Price	Part #	Price	Part #	Price	
B662	1-3/8" to 2"	91-028		\$105.00	91-712-XP	\$176.00	91-532-XP	\$230.00
	>2" to 2-1/2"	91-029		\$105.00	91-713-XP	\$176.00	91-533-XP	\$230.00
Housing only No cylinder/core or tailpiece		Standard			SL Primus		SL Primus UL437	
		Part #	Price	Part #	Price	Part #	Price	
Full Size Interchangeable Core	Outside (B660, B661 and B663)	B610-203		\$78.80	B610-203	\$78.80	N/A	N/A
	Outside (B662)	B610-205		\$78.80	B610-205	\$78.80	N/A	N/A
	Inside (B662)	B610-028		\$80.90	B610-028	\$80.90	N/A	N/A
Small Format Interchangeable Core	Outside (All functions)	B610-204		N/A	N/A	N/A	N/A	N/A
	Inside (b662)	B610-281		N/A	N/A	N/A	N/A	N/A

CYLINDRICAL
DEADBOLTS
MORTISE
MULTIPOINT
INTERCONNECT
TUBULAR
SPECIALTY
PORTABLE
CYLINDERS/KEYS
TOOLS/KITS
MERCHANDISING
FORMS



SOLD SEPARATE

DEADBOLT/INTERCONNECT

HOW TO ORDER: Conventional Cylinders (Deadbolt-cylinder only)

	Catalog # - # of Pins	Finish	Keyway	Keying
Standard	22-003-6	626	S123	KD
Primus XP	20-188-XP	626	T145	MK
Primus	20-188	606	CP	KA-OBIT
SL	91-010	626	R123	MK
SL-Primus-XP	91-703	606	R123	MK

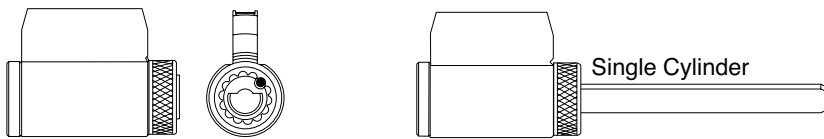
SCHLAGE CS200 SERIES	Standard			Primus		Primus UL437	
	Part #	Open	Restricted	Part #	Price	Part #	Price
Single Cylinder (6 Pin)	22-093	\$81.00	\$105.00	N/A	N/A	N/A	N/A
	SL			SL Primus		SL Primus UL437	
	Part #	Price		Part #	Price	Part #	Price
Single Cylinder (6 Pin)	91-013	\$105.00		N/A	N/A	N/A	N/A

SCHLAGE H SERIES							
Cylinder only No housing or tailpiece	Standard			Primus		Primus UL437	
	Part #	Open	Restricted	Part #	Price	Part #	Price
Cylinder Only (6 Pin)	22-081	\$81.00	\$105.00	24-769	\$176.00	24-569	\$230.00
				24-769-XP	\$176.00	24-569-XP	\$230.00
				24-769-RP	\$176.00	24-569-RP	\$230.00
Cylinder w/Housing (6 Pin)	22-082	\$81.00	\$105.00	24-770	\$176.00	24-570	\$230.00
				24-770-XP	\$176.00	24-570-XP	\$230.00
				24-770-RP	\$176.00	24-570-RP	\$230.00
Housing Only - Conventional Cylinder	B202-824	\$36.10					
Housing Only - Full Size Interchangeable Core	S306-135	\$92.00					

SOLD SEPARATE

DEADBOLT/INTERCONNECT

SCHLAGE H SERIES									
Cylinder only		Standard			Primus		Primus UL437		
No housing or tailpiece		Part #	Open	Restricted	Part #	Price	Part #	Price	
5 Pin (C/CE/E/F keyways only)		22-001	\$81.00	N/A	N/A	N/A	N/A	N/A	
6-Pin standard		22-002	\$81.00	\$105.00	20-729	\$176.00	20-529	\$230.00	
					20-729-XP	\$176.00	20-529-XP	\$230.00	
					20-729-RP	\$176.00	20-529-RP	\$230.00	
6-Pin standard		SL			SL Primus		SL Primus UL437		
		Part #	Price		Part #	Price	Part #	Price	
6-Pin standard		91-008	\$105.00		91-707-XP	\$176.00	91-507-XP	\$230.00	
Cylinder with housing		Standard			Primus		Primus UL437		
Cylinder and housing, no tailpiece		Part #	Open	Restricted	Part #	Price	Part #	Price	
5 Pin (C/CE/E/F keyways only)		Outside	22-017	\$81.00	N/A	N/A	N/A	N/A	
		Inside	22-018	\$81.00	N/A	N/A	N/A	N/A	
6-Pin standard		Outside	22-019	\$81.00	\$105.00	20-730	\$176.00	20-530	\$230.00
						20-730-XP	\$176.00	20-530-XP	\$230.00
		Inside	22-020	\$81.00	\$105.00	20-731	\$176.00	20-531	\$230.00
						20-731-XP	\$176.00	20-531-XP	\$230.00
Housing only (not applicable H160)		Standard			Primus		Primus UL437		
No cylinder/core or tailpiece		Part #	Open	Restricted	Part #	Price	Part #	Price	
Conventional Cylinder		Outside	B202-824	\$36.10		N/A	N/A	N/A	N/A
		Inside	B202-825	\$36.10		N/A	N/A	N/A	N/A
Full Size Interchangeable Core		Outside	22-061	\$81.00		N/A	N/A	N/A	
		Inside	22-062	\$81.00		N/A	N/A	N/A	



S200 after 2008

S200 SERIES ORDERED AFTER FEB -2008								
		Standard			Primus		Primus UL437	
		Part #	Open	Restricted	Part #	Price	Part #	Price
Cylinder Only (6 Pin)		22-081	\$81.00	\$105.00	24-769	\$176.00	24-569	\$230.00
					24-769-XP	\$176.00	24-569-XP	\$230.00
					24-769-RP	\$176.00	24-569-RP	\$230.00
Cylinder w/Housing (6 Pin)		22-082	\$81.00	\$105.00	24-770	\$176.00	24-570	\$230.00
					24-770-XP	\$176.00	24-570-XP	\$230.00
					24-770-RP	\$176.00	24-570-RP	\$230.00
Housing Only - Conventional Cylinder		B202-824	\$36.10					
Housing Only - Full Size Interchangeable Core		S306-135	\$92.00					



SOLD SEPARATE

DEADBOLT/INTERCONNECT

CYLINDERS

KEYS

CYLINDER PARTS

CL SERIES

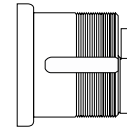
HOW TO ORDER: Conventional Cylinders (Deadbolt-cylinder only)

	Catalog # - # of Pins	Finish	Keyway	Keying
Standard	22-003-6	626	S123	KD
Primus XP	20-188-XP	626	T145	MK
Primus	20-188	606	CP	KA-OBIT
SL	91-010	626	R123	MK
SL-Primus-XP	91-703	606	R123	MK

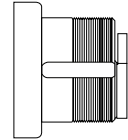
S200 ORDERED BEFORE FEB -2008								
Cylinder only		Standard			Primus		Primus UL437	
No housing or tailpiece		Part #	Open	Restricted	Part #	Price	Part #	Price
5 Pin (C/CE/E/F keyways only)		22-001	\$81.00	N/A	N/A	N/A	N/A	N/A
6-Pin standard		22-002	\$81.00	\$105.00	20-729	\$176.00	20-529	\$230.00
					20-729-XP	\$176.00	20-529-XP	\$230.00
					20-729-RP	\$176.00	20-529-RP	\$230.00
		SL			SL Primus		SL Primus UL437	
		Part #	Price		Part #	Price	Part #	Price
6-Pin standard		91-008	\$105.00		91-707-XP	\$176.00	91-507-XP	\$230.00
Cylinder with housing		Standard			Primus		Primus UL437	
Cylinder and housing, no tailpiece		Part #	Open	Restricted	Part #	Price	Part #	Price
5 Pin (C/CE/E/F keyways only)	Outside	22-017	\$81.00	N/A	N/A	N/A	N/A	N/A
	Inside	22-018	\$81.00	N/A	N/A	N/A	N/A	N/A
6-Pin standard	Outside	22-019	\$81.00	\$105.00	20-730	\$176.00	20-530	\$230.00
					20-730-XP	\$176.00	20-530-XP	\$230.00
	Inside	22-020	\$81.00	\$105.00	20-731	\$176.00	20-531	\$230.00
					20-731-XP	\$176.00	20-531-XP	\$230.00
Housing only		Standard			Primus		Primus UL437	
No cylinder/core or tailpiece		Part #	Open	Restricted	Part #	Price	Part #	Price
Conventional Cylinder	Outside	B202-824	\$36.10		N/A	N/A	N/A	N/A
	Inside	B202-825	\$36.10		N/A	N/A	N/A	N/A
Full Size Interchangeable Core	Outside	22-061	\$81.00		N/A	N/A	N/A	N/A
	Inside	22-062	\$81.00		N/A	N/A	N/A	N/A

SOLD SEPARATE

MORTISE

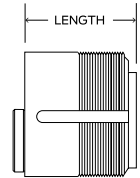


Cylinder Only



Cylinder with Compression Ring & Spring

Concealed



HOW TO ORDER: Conventional Cylinders (Mortise)

	Catalog # - # of Pins	Finish	Cyl. Length	Keyway	Keying
Standard	20-001-6	. 626	. 118	. S123	. KD
Primus XP	20-700-XP	. 626	. 114	. T145	. MK
Primus	20-700	. 606	. 118	. CP	. KA-OBIT
SL	91-051	. 626	. 118	. R145	. MK
SL-Primus-XP	91-751-XP	. 625	. 118	. R145	. MK

Available cylinder lengths: 1-1/8", 1-1/4", 1-3/8", 1-1/2", 1-5/8", 1-3/4"
 All SL cylinders are only available in 1-1/8" and 1-1/4" cylinder lengths

SCHLAGE L SERIES (EXCEPT L9060 OUTSIDE)							
Cylinder Only	Standard			Primus		Primus UL437	
	Part #	Open	Restricted	Part #	Price	Part #	Price
L and N escutcheons	30-021	\$95.00	\$119.00	20-793	\$190.00	20-593	\$244.00
				20-793-XP	\$190.00	20-593-XP	\$244.00
				20-793-RP	\$190.00	20-593-RP	\$244.00
L and N escutcheons - LM9280, LM9380 and LMV9380	30-019	\$95.00	\$119.00	N/A	N/A	N/A	N/A
L and N escutcheons - Hotel function	30-022	\$155.00	\$179.00	N/A	N/A	N/A	N/A
Concealed cylinder (L escutcheon)	30-004	\$125.00	\$149.00	20-789	\$220.00	20-589	\$274.00
				20-789-XP	\$220.00	20-589-XP	\$274.00
Concealed cylinder (L escutcheon) - Hotel function	30-005	\$185.00	\$209.00	N/A	N/A	N/A	N/A
	SL			SL Primus		SL Primus UL437	
	Part #	Price		Part #	Price	Part #	Price
L and N escutcheons	91-063	\$119.00		91-760-XP	\$190.00	N/A	N/A
L and N escutcheons - LM9280, LM9380 and LMV9380	91-130 (1-1/4)	\$119.00		N/A	N/A	N/A	N/A
Cylinder with compression ring and spring	Standard			Primus		Primus UL437	
	Part #	Open	Restricted	Part #	Price	Part #	Price
Rose trim	30-001	\$101.00	\$125.00	20-787	\$196.00	20-587	\$250.00
				20-787-XP	\$196.00	20-587-XP	\$250.00
				20-787-RP	\$196.00	20-587-RP	\$250.00
Rose trim - LM9280, LM9380, LMV9380, L9081, and LV9081	30-000	\$101.00	\$125.00	N/A	N/A	N/A	N/A
Rose trim - Hotel function	30-002	\$161.00	\$185.00	N/A	N/A	N/A	N/A
	SL			SL Primus		SL Primus UL437	
	Part #	Price		Part #	Price	Part #	Price
Rose trim	91-062	\$125.00		91-757-XP	\$196.00	91-557-XP	\$250.00
Rose trim - LM9280, LM9380 and LMV9380	91-129 (1-1/8)	\$125.00		N/A	N/A	N/A	N/A
Cylinder Only	Standard			Primus		Primus UL437	
	Part #	Open	Restricted	Part #	Price	Part #	Price
Concealed Cylinder (L Escutcheon)	26-023	\$125.00	\$149.00	24-767	\$220.00	24-567	\$274.00
				24-767-XP	\$220.00	24-567-XP	\$274.00

Add \$25 for cylinder lengths of 1-1/2" to 1-3/4"
 Pricing for cylinder lengths greater than 1-3/4", see Special Cylinders (page 392)
 Pricing shown above is for all available finishes



SOLD SEPARATE

MORTISE

HOW TO ORDER: Conventional Cylinders (Mortise)

	Catalog # - # of Pins	Finish	Cyl. Length	Keyway	Keying
Standard	20-001-6	626	118	S123	KD
Primus XP	20-700-XP	626	114	T145	MK
Primus	20-700	606	118	CP	KA-OBIT
SL	91-051	626	118	R145	MK
SL-Primus-XP	91-751-XP	625	118	R145	MK

Available cylinder lengths: 1-1/8", 1-1/4", 1-3/8", 1-1/2", 1-5/8", 1-3/4"
 All SL cylinders are only available in 1-1/8" and 1-1/4" cylinder lengths

L9060 OUTSIDE, VON DUPRIN AND OTHER STRAIGHT CAM APPLICATIONS¹							
Cylinder with compression spring	Standard			Primus		Primus UL437	
	Part #	Open	Restricted	Part #	Price	Part #	Price
	26-021	\$98.00	\$122.00	20-701	\$193.00	20-501	\$247.00
				20-701-XP	\$193.00	20-501-XP	\$247.00
20-701-RP				\$193.00	20-501-RP	\$247.00	
Cylinder with compression ring and spring	SL			SL Primus		SL UL4372	
	Part #	Price		Part #	Price	Part #	Price
	91-059	\$122.00		91-754-XP	\$193.00	91-564-XP	\$247.00
Cylinder with compression ring and spring	Standard			Primus		Primus UL437	
	Part #	Open	Restricted	Part #	Price	Part #	Price
	20-001	\$101.00	\$125.00	20-700	\$196.00	20-500	\$250.00
				20-700-XP	\$196.00	20-500-XP	\$250.00
20-700-RP				\$196.00	20-500-RP	\$250.00	
Lockout Function	N/A	N/A	N/A	20-715-XP	\$263.00	20-515-XP	\$317.00
Cylinder with compression ring, spring and blocking ring	SL			SL Primus		SL Primus UL437	
	Part #	Price		Part #	Price	Part #	Price
	91-051	\$125.00		91-751-XP	\$196.00	91-561-XP	\$250.00
1-1/8" Length only (Adams Rite 2331)	Standard			Primus		Primus UL437	
	Part #	Open	Restricted	Part #	Price	Part #	Price
	20-002	\$107.00	\$131.00	20-703	\$202.00	20-503	\$256.00
				20-703-XP	\$202.00	20-503-XP	\$256.00
20-703-RP				\$202.00	20-503-RP	\$256.00	
1-1/8" Length only (Adams Rite 2331)	SL			SL Primus		SL Primus UL437	
	Part #	Price		Part #	Price	Part #	Price
	91-052	\$131.00		91-752-XP	\$202.00	91-562-XP	\$256.00

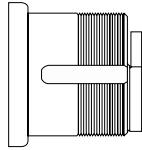
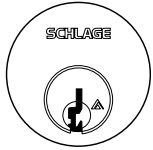
For dogging applications that require an inverted CAM, specify XQ11-949
 Example: 26-021-6.626.118.S123.KD.XQ11-949

¹ For L9060 outside or application that may require an extend CAM length, the following substitutions can be made in the field to all cylinder listed above. L583-941 (1-1/8", 1-3/8", 1-5/8") and L583-942 (1-1/4", 1-1/2", 1-3/4")

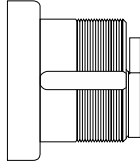
Add \$25 for cylinder lengths of 1-1/2" to 1-3/4"
 Pricing for cylinder lengths greater than 1-3/4", see Special Cylinders (page 392)
 Pricing shown above is for all available finishes

SOLD SEPARATE

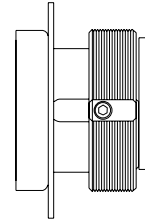
COMPETITOR MORTISE



Cylinder Only



Cylinder with Compression Ring & Spring



20-009, 20-505, 20-705

For old black cast iron case mortise locks only.

ADAMS RITE MS/4500/4700, LORI 4500, AND CORBIN RUSSWIN DL3000	Standard			Primus		Primus UL437	
	Part #	Open	Restricted	Part #	Price	Part #	Price
Cylinder only	26-072	\$95.00	\$119.00	N/A	N/A	N/A	N/A
Cylinder with compression ring and spring (lockout function)	N/A	N/A	N/A	20-718	\$263.00	20-518	\$317.00
				20-718-XP	\$263.00	20-518-XP	\$317.00
Cylinder with 3/8" blocking ring	20-013	\$101.00	\$125.00	20-706	\$196.00	20-506	\$250.00
				20-706-XP	\$196.00	20-506-XP	\$250.00
				20-706-RP	\$196.00	20-506-RP	\$250.00
	SL			SL Primus		SL Primus UL437	
	Part #	Price		Part #	Price	Part #	Price
Cylinder Only	91-060	\$119.00		91-758-XP	\$190.00	91-558-XP	\$244.00
Cylinder with 3/8" blocking ring	91-054	\$125.00		91-755-XP	\$196.00	91-555-XP	\$250.00

ADAMS RITE 4070	Standard			Primus		Primus UL437	
	Part #	Open	Restricted	Part #	Price	Part #	Price
Cylinder only	26-073	\$95.00	\$119.00	20-708	\$190.00	20-508	\$244.00
				20-708-XP	\$190.00	20-508-XP	\$244.00
				20-708-RP	\$190.00	20-508-RP	\$244.00
	SL			SL Primus		SL Primus UL437	
	Part #	Price		Part #	Price	Part #	Price
Cylinder Only	91-061	\$119.00		91-759-XP	\$190.00	91-559-XP	\$244.00

CORBIN RUSSWIN MASTER RING	Standard			Primus		Primus UL437	
	Part #	Open	Restricted	Part #	Price	Part #	Price
Master ring	20-009	\$232.00	\$256.00	20-705	\$327.00	20-505	\$381.00
				20-705-XP	\$327.00	20-505-XP	\$381.00

Available cylinder lengths: 1-1/8", 1-1/4", 1-3/8", 1-1/2", 1-5/8", 1-3/4"
 Add \$25 for cylinder lengths of 1-1/2" to 1-3/4"
 Pricing for cylinder lengths greater than 1-3/4", see Special Cylinders (page 392)
 Pricing shown above is for all available finishes

CYLINDRICAL
DEADBOLTS
MORTISE
MULTIPOINT
INTERCONNECT
TUBULAR
SPECIALTY
PORTABLE
CYLINDERS/KEYS
TOOLS/KITS
MERCHANDISING
FORMS

SOLD SEPARATE

SCHLAGE AND GLYNN-JOHNSON CAMS

	Conventional Cylinder										Full Size (FSIC)					Small Format (SFIC)		
	Modular Cylinder					SL Cylinder			Non Modular Cylinder									
	Cylinder Length	Cam Profile	Housing & Core	Primus	UL437	Cam Profile	SL	SL/Primus	Cam Profile	Concealed Cylinder (Classic Keyways)	Concealed Cylinder (Everest & Primus)	Cam Profile	Housing & Core	Housing only	Primus	SL	SL/Primus	Housing & Core
L Series (except L9060)	1-1/8, 1-3/8, 1-5/8		L583-474				L583-800			L583-254	L583-153		L583-255					
	1-1/4, 1-1/2, 1-3/4		L583-475				L583-801											
	X = 0.261 Y = 0.644					X = 0.252 Y = 0.638					X = 0.252 Y = 0.638							
Schlage LM/LMV Series	1-1/8, 1-3/8, 1-5/8		L583-474				L583-800						L583-589 (LH)					
	1-1/4, 1-1/2, 1-3/4		L583-475				L583-801											
	X = 0.261 Y = 0.644										X = 0.256 Y = 0.638							
Schlage L9060 outside (standard length)	1-1/8, 1-3/8, 1-5/8		L583-476				L583-802			B502-191	B502-948		K510-680					
	1-1/4, 1-1/2, 1-3/4		L583-477				L583-803											
	X = 0.338 Y = 0.710																	
Von Duprin and Other Straight Cam Apps	1-1/8, 1-3/8, 1-5/8		L583-476				L583-802						K510-730					
	1-1/4, 1-1/2, 1-3/4		L583-477				L583-803											
	X = 0.338 Y = 0.710										X = 0.338 Y = 0.710							
Glynn-Johnson HL-6 (except 9060 O/S)	1-1/8, 1-3/8, 1-5/8		L583-474				L583-800			L583-254	L583-153		L583-255					
	1-1/4, 1-1/2, 1-3/4		L583-475				L583-801											
	X = 0.261 Y = 0.644										X = 0.252 Y = 0.638							
Glynn-Johnson HL-6 (9060 O/S)	1-1/8, 1-3/8, 1-5/8		L583-476				L583-802			B502-191	B502-948		K510-680					
	1-1/4, 1-1/2, 1-3/4		L583-477				L583-803											
	X = 0.338 Y = 0.710										X = 0.338 Y = 0.778							
Schlage L9060 outside (extended length applications)¹	1-1/8, 1-3/8, 1-5/8		L583-476															
	1-1/4, 1-1/2, 1-3/4		L583-477															
	X = 0.338 Y = 0.778																	

1. Not available from the factory as a complete cylinder. Order 20-001 and swap cam.

SOLD SEPARATE

COMPETITOR CAMS

	Conventional Cylinder										Full Size (FSIC)					Small Format (SFIC)				
	Modular Cylinder					SL Cylinder			Non Modular Cylinder											
	Cylinder Length	Cam Profile	Housing & Core	Primus	UL437	Cam Profile	SL	SL/Primus	Cam Profile	Concealed Cylinder (Classic Keyways)	Concealed Cylinder (Everest & Primus)	Cam Profile	Housing & Core	Housing only	Primus	SL	SL/Primus	Housing & Core	Housing only	
Adams Rite MS, 4500 and 4700	1-1/8, 1-3/8, 1-5/8		L583-446				L583-773													K510-711
	1-1/4, 1-1/2, 1-3/4		L583-447				L583-774													
			X = 0.185 Y = 0.562										X = 0.187 Y = 0.562							
Adams Rite 4070	1-1/8, 1-3/8, 1-5/8		B520-743				B520-788													B520-378
	1-1/4, 1-1/2, 1-3/4		B520-744				B520-789													
			X = 0.323 Y = 0.625										X = 0.311 Y = 0.625							
Falcon MA (except MA381 function)	1-1/8, 1-3/8, 1-5/8		L583-638																	B520-698
	1-1/4, 1-1/2, 1-3/4		L583-639																	
			X = 0.338 Y = 0.710										X = 0.196 Y = 0.718							
Corbin Russwin	1-1/8, 1-3/8, 1-5/8		B520-730						B520-295	B502-948										B520-254
	1-1/4, 1-1/2, 1-3/4		B520-731																	
			X = 0.155 Y = 0.761								X = 0.155 Y = 0.761		X = 0.155 Y = 0.761							
Falcon 24/25 exit device with trims (except 718C & 718NL)																				A09897-024-00
			X = 0.334 Y = 0.720																	
Falcon 24/25 exit device with trims (only 718C & 718N)																				A09894-021-00
			X = 0.229 Y = 0.703																	

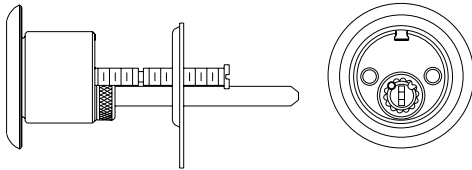
CYLINDRICAL
DEADLOCKS
MORTISE
MULTIPOINT
INTERCONNECT
TUBULAR
SPECIALTY
PORTABLE
CYLINDERS/KEYS
TOOLS/KITS
MERCHANDISING
FORMS

SOLD SEPARATE

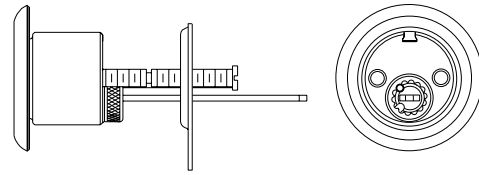
RIM

HOW TO ORDER: Conventional Cylinders (RIM)

	Catalog # - # of Pins	Finish	Keyway	Keying
Standard	20-021	626	S123	KD
Primus XP	20-709-XP	626	T145	MK
Primus	20-709	606	CP	KA-OBIT
SL	91-074	626	R123	MK
SL-Primus-XP	91-775-XP	606	R123	MK



Vertical Tailpiece (No. 1 bar)



Horizontal Tailpiece (No. 2 bar)

RIM CYLINDER							
Conventional Cylinder	Standard			Primus		Primus UL437	
	Part #	Open	Restricted	Part #	Price	Part #	Price
Cylinder (Horizontal Tailpiece)	20-022	\$95.00	\$119.00	20-710	\$190.00	20-510	\$244.00
				20-710-XP	\$190.00	20-510-XP	\$244.00
				20-710-RP	\$190.00	20-510-RP	\$244.00
Cylinder (Vertical Tailpiece)	20-021	\$95.00	\$119.00	20-709	\$190.00	20-509	\$244.00
				20-709-XP	\$190.00	20-509-XP	\$244.00
				20-709-RP	\$190.00	20-509-RP	\$244.00
Lockout - Cylinder (Horizontal Tailpiece)	N/A			20-716	\$257.00	20-516	\$311.00
				20-716-XP	\$257.00	20-516-XP	\$311.00
SL - Conventional Cylinder	Standard			Primus		SL Primus UL 437	
	Part #	Open	Restricted	Part #	Price	Part #	Price
Cylinder (Horizontal Tailpiece)	91-075	N/A	\$119.00	91-775-XP	\$190.00	91-575-XP	\$244.00
Cylinder (Vertical Tailpiece)	91-074	N/A	\$119.00	91-774-XP	\$190.00	91-574-XP	\$244.00
Thumbturns	Standard						
	Part #		Price				
Standard (Horizontal Tailpiece)	XB11-979		\$141.00				
ADA (Horizontal Tailpiece)	XB13-379		\$141.00				

Pricing for cylinder lengths greater than 1-3/4", see Special Cylinders (page 392)

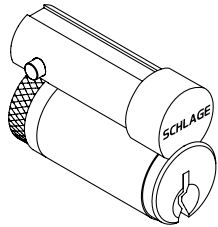
Pricing shown above is for all available finishes

SOLD SEPARATE

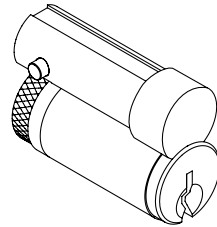
FULL SIZE INTERCHANGEABLE CORE (FSIC)

HOW TO ORDER: Full Size Interchangeable Cores (FSIC)

	Catalog # - # of Pins	Finish	Keyway	Keying
Standard	23-030	626	S123	KD
Primus XP	20-740-XP	626	T145	MK
Primus	20-740	606	CP	KA-OBIT
SL	91-161	626	R123	MK
SL-Primus-XP	91-861-XP	626	R123	MK



23-030



23-031

Full Size Interchangeable Cores (FSIC) Description	Standard			Primus (-XP)		SL		SL-Primus	
	Part #	Open	Restricted	Part #	Price	Part #	Price	Part #	Price
FSIC (w/logo)	23-030	\$92.00	\$116.00	20-740	\$187.00	91-161	\$116.00	91-861-XP	\$187.00
				20-740-XP	\$187.00				
				20-740-RP	\$187.00				
FSIC (w/o logo)	23-031	\$92.00	\$116.00	20-741	\$187.00	91-162	\$116.00	91-862-XP	\$187.00
				20-741-XP	\$187.00				
				20-741-RP	\$187.00				
FSIC (w/logo) - Faculty Restroom (L9485/9486)	30-120*	\$152.00	\$176.00						
FSIC (w/o logo) - Faculty Restroom (L9485/L9486)	30-121*	\$152.00	\$176.00						



SOLD SEPARATE

FSIC MORTISE

HOW TO ORDER: FSIC (Mortise) - only available in 1-1/2" cylinder length

	Catalog # - # of Pins	Finish	Keyway	Keying
Standard	30-008	626	S123	KD
Primus XP	20-798-XP	626	T145	MK
Primus	20-798	606	CP	KA-OBIT
SL	91-163	626	R123	MK
SL-Primus-XP	91-863-XP	626	R123	MK
Construction Core	30-008	626	ICX	-

Full Size Interchangeable Cores (FSIC) Mortise Cylinder	FSIC			Primus		SL		SL-Primus	
	Part #	Price		Part #	Price	Part #	Price	Part #	Price
		Open	Restricted						
SCHLAGE L (EXCEPT L9060 OUTSIDE)									
Cylinder Only									
Housing Only	30-016	\$81.00							
Cylinder w/ Compression Ring & Spring									
L & N Escutcheons	30-008	\$179.00	\$203.00	20-798	\$274.00	91-163	\$203.00	91-863-XP	\$274.00
				20-798-XP	\$274.00				
				20-798-RP	\$274.00				
L & N Escutcheons - Faculty Restroom (specify handing)	30-010	\$217.00	\$241.00						
Housing Only	30-007	\$87.00							
Cylinder w/ Comp. Ring & Spring, Blocking Ring									
Rose Trim	30-138	\$185.00	\$209.00	20-776	\$280.00	91-169	\$209.00	91-869-XP	\$280.00
				20-776-XP	\$280.00				
				20-776-RP	\$280.00				
Rose Trim - Faculty Restroom (specify handing)	30-140	\$223.00	\$247.00						
Housing Only	30-137	\$93.00							
SCHLAGE L9060 OUTSIDE									
Cylinder Only									
Housing Only	30-032	\$81.00							
Cylinder w/ Compression Ring & Spring									
L & N Escutcheons	30-030*	\$179.00	\$203.00	20-782	\$274.00	91-165	\$203.00	91-865-XP	\$274.00
				20-782-XP	\$274.00				
				20-782-RP	\$274.00				
Cylinder w/ Comp. Ring & Spring, Blocking Ring									
Rose Trim				20-783	\$280.00				
				20-783-XP	\$280.00				
				20-783-RP	\$280.00				
SCHLAGE LM9280, LM9380, LMV9380, L9081, AND LV9081									
Cylinder w/ Compression Ring & Spring									
Housing Only	26-102	\$87.00							
w/logo (specify handing)	26-101	\$179.00	\$203.00						
w/o logo (specify housing)	26-103	\$179.00	\$203.00						

Note: For dogging applications that require an inverted CAM, specify XQ11-948 Example: 26-091.626.s123.kd.XQ11-948

CYLINDERS

KEYS

CYLINDER PARTS

CL SERIES



SOLD SEPARATE

FSIC MORTISE

Von Duprin and Other Straight Cam Apps	FSIC			Primus		SL		SL-Primus	
	Part #	Price		Part #	Price	Part #	Price	Part #	Price
		Open	Restricted						
Cylinder Only									
Housing Only	20-059	\$81.00							
Cylinder w/ Compression Ring & Spring									
Core & Housing	26-091	\$179.00	\$203.00	20-763	\$274.00	91-171	\$203.00	91-871-XP	\$274.00
				20-763-XP	\$274.00				
				20-763-RP	\$274.00				
Housing Only	26-064	\$81.00							
Cylinder w/ Comp. Ring & Spring, Blocking Ring									
Core & Housing	20-061	\$185.00	\$209.00	20-771	\$280.00	91-173	\$209.00	91-873-XP	\$280.00
				20-771-XP	\$280.00				
				20-771-RP	\$280.00				
Housing Only	26-094	\$81.00							
ADAMS RITE MS, 4500 AND 4700, LORI 4500, CORBIN RUSSWIN DL3000									
Housing Only	20-060	\$81.00							
Cylinder w/ Compression Ring & Spring	26-098	\$179.00	\$203.00			91-172	\$203.00		
Cylinder w/ Comp. Ring & Spring, Blocking Ring	20-062	\$185.00	\$209.00	20-766	\$280.00	91-174	\$209.00	91-874-XP	\$280.00
				20-766-XP	\$280.00				
				20-766-RP	\$280.00				
ADAMS RITE 4070									
Housing Only	20-090	\$81.00							
Cylinder w/ Comp. Ring & Spring, Blocking Ring	20-091	\$185.00	\$209.00	20-722	\$280.00	91-175	\$209.00	91-875-XP	\$280.00
				20-722-XP	\$280.00				
				20-722-RP	\$280.00				

Full Size IC Cylinder Blocking Ring Requirements, L Series and L Series with Vandlgard					
Function	Trim	Door thickness			
		1-3/8"	1-3/4"	2"	2-1/4"
		Dimension			
L9050, L9056, L9070, L9076, L9080, L9080EL/EU, L9453, L9456, L9460 per XL11-886 or XL-635, L9464 per XL11-886, L9465, L9473, L9480	Rose	050	037	025	025
	Escutcheon	025	012	N/R	N/R
L9485 per XL11-557	Rose	—	037	025	025
	L Escutcheon only	—	012	N/R	N/R
L9486, L9496	Rose	012	N/R	N/R	N/R
L9060, ¹ L9071, ¹ L9077, ¹ L9082, ¹ L9457, ¹ L9462 ² per XL11-886, L9466, ¹ L9482 ¹	Rose	—	050	043	031
	Escutcheon	025	012	N/R	N/R
L460, L464, L9460, L9464	Rose	050	037	025	025
L462*, L463*, L9462*, L9463*	Rose	—	050	043	031

Notes: Specify blocking ring (36-082), finish and dimension.
 Blocking ring (36-082) must be used with compression ring (36-083).
 N/R = None Required.
¹ 2 Blocking rings required.

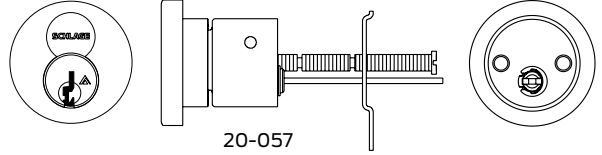


SOLD SEPARATE

FSIC RIM

HOW TO ORDER: FSIC (RIM)

	Catalog # - # of Pins	Finish	Keyway	Keying
Standard	20-057	626	S123	KD
Primus XP	20-757-XP	626	T145	MK
Primus	20-757	606	CP	KA-OBIT
SL	91-170	626	R123	MK
SL-Primus-XP	91-870-XP	626	R123	MK



20-057

FULL SIZE INTERCHANGEABLE CORES (FSIC) RIM Cylinder	FSIC			Primus		SL		SL-Primus	
	Part #	Price		Part #	Price	Part #	Price	Part #	Price
		Open	Restricted						
Housing Only	20-079	\$81.00				20-079	\$81.00		
Core & Housing	20-057	\$173.00	\$197.00	20-757	\$268.00				
				20-757-XP	\$268.00				
				20-757-RP	\$268.00	91-170	\$197.00	91-870-XP	\$268.00

CYLINDERS

KEYS

CYLINDER PARTS

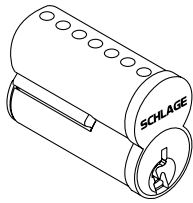
CL SERIES

SOLD SEPARATE

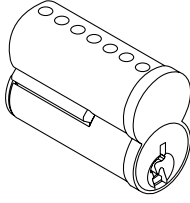
SMALL FORMAT INTERCHANGEABLE CORE (SFIC)

HOW TO ORDER: Small Format Interchangeable Cores (SFIC)

	Catalog # - # of Pins	Finish	Keyway	Keying	
Combinated, 7-pin	80-037	626	R125	MK	Everest 29 R & Everest B Keyways only
	80-036	606	R135	–	Everest 29 R & Everest B Keyways only
Uncombinated, 7-pin	80-033	626	AB	–	BEST® Keyways only
Uncombinated, 6-pin	80-043	626	AB	–	BEST® keyways only



80-037



80-033

Small Format Interchangeable Core (SFIC) Description	Standard			
	Part #	Price		Keyways
		Open	Restricted	
Everest 29/Everest (combinated)	80-037		\$105.00	Everest 29 R & Everest B only
Everest 29/Everest (uncombined)	80-036		\$70.00	Everest 29 R & Everest B only
7-Pin (uncombined)	80-033	\$48.00		BEST keyways only
6-Pin (uncombined)	80-043	\$48.00		BEST keyways only

Uncombined cores are furnished less keys, pins, and springs.

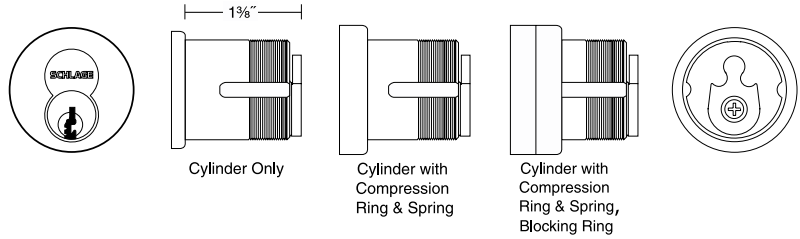
SOLD SEPARATE

SFIC MORTISE

HOW TO ORDER:

SFIC (Mortise) - only available in 1 3/8" cylinder length

	Catalog # - # of Pins	Finish	Keyway	Keying
Standard	80-308	626	R123	MK



CYLINDERS

KEYS

CYLINDER PARTS

CL SERIES

Lock Series	Small Format Interchangeable Cores (SFIC) Mortise Cylinder	Construction Cores						
		SFIC		Keyed		Disposable		
		Part #	Price		Part #	Price	Part #	Price
Open	Restricted							
Schlage L (except L9060 outside)	Cylinder w/ Compression Ring & Spring							
	L & N Escutcheons	80-308		\$192.00	80-138	\$143.00	80-115	\$95.00
	Housing Only	80-108		\$87.00				
	Cylinder w/ Comp. Ring & Spring, Blocking Ring							
	Rose Trim	80-301		\$198.00	80-131	\$149.00	80-109	\$101.00
	Housing Only	80-101		\$93.00				
Schlage L9060 outside	Cylinder w/ Compression Ring & Spring							
	L & N Escutcheons	80-304		\$192.00	80-134	\$143.00	80-112	\$95.00
	Housing Only	80-104		\$87.00				
LM9280, LM9380, LMV9380, L9081, and LV9081t	Cylinder w/ Compression Ring & Spring							
	Core & Housing	26-106		\$192.00	26-107	\$143.00	26-105	\$95.00
	Housing Only	26-104		\$87.00				
Von Duprin and Other Straight Cam Apps	Cylinder w/ Comp. Ring & Spring, Blocking Ring							
	Core & Housing	80-302		\$198.00	80-132	\$149.00	80-110	\$101.00
	Housing Only	80-102		\$93.00				
Adams Rite MS, 4500 and 4700 Corbin Russwin DL3000	Cylinder w/ 7/16" Blocking Ring							
	Housing Only	80-103		\$87.00				
Adams Rite 4070	Cylinder w/ Comp. Ring & Spring, Blocking Ring							
	Housing Only	80-105		\$93.00				

Note: For dogging applications that require an inverted CAM, specify XQ11-948 SM Example: 80-302.626.R123.kd.XQ11-948

Small Format IC Cylinder Blocking Ring Requirements, L Series and L Series with Vandlgard					
Function	Trim	Door thickness			
		1-3/8"	1-3/4"	2"	2-1/4"
		Dimension			
L9050, L9056, L9070, L9076, L9080, L9080EL/EU, L9453, L9456, L9460 per XL11-886 or XL-635, L9464 per XL11-886, L9465, L9473, L9480	Rose	037	025	012	N/R
	Escutcheon ²	N/R	N/R	N/R	N/R
L9060; L9071; L9077; L9082; L9082EL/EU; L9457; L9462; per XL11-886, L9464; L9466; L9482 ²	Rose	—	050	037	025
	Escutcheon	018	N/R	N/R	N/R
L9496	Rose	025	012	N/R	N/R
L460, L464, L496, L9460, L9464	Rose	037	025	012	N/R
L462; L463; L9462; L9463 ¹	Rose	—	050	037	025

Notes:

Specify blocking ring (36-082), finish and dimension.
 Blocking ring (36-082) must be used with compression ring (36-083).
 N/R = None Required.

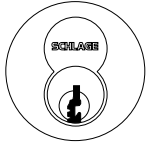
¹ 2 Blocking rings required.
² Compression ring not required for doors over 1-9/16" thick.

SOLD SEPARATE

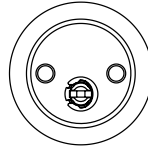
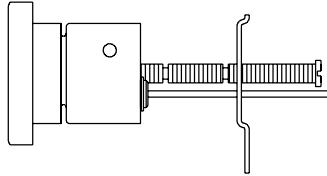
SFIC RIM

HOW TO ORDER: SFIC (RIM)

	Catalog # - # of Pins	Finish	Keyway	Keying
Standard	80-329	626	R123	MK



Small Format Interchangeable Core



Small Format Interchangeable Cores (SFIC) RIM Cylinder	SFIC		Construction Cores				
	Part #	Price		Keyed		Disposable	
		Open	Restricted	Part #	Price	Part #	Price
Core & Housing	80-329		\$186.00	80-159	\$137.00	80-116	\$89.00
Housing Only	80-129	\$81.00					

SOLD SEPARATE

COMPETITIVE CONVENTIONAL CYLINDERS

CYLINDERS

KEYS

CYLINDER PARTS

CL SERIES

Brand	Lock Series	Part #	Standard		Primus ¹ (-XP or -RP)		UL 4371 (-XP or -RP)	
			Price		Part #	Price	Part #	Price
			Open	Restricted				
Corbin Russwin								
	CL3300	24-022	\$81.00	\$105.00	20-762	\$176.00	20-562	\$230.00
	CL3400 and CL3600	24-139	\$81.00	\$105.00	20-739	\$176.00	20-539	\$230.00
	CK4200 and UT5200 (since 1963)	24-127	\$81.00	\$105.00	20-727	\$176.00	20-527	\$230.00
Sargent								
	7L, 8L, 10L (Levers)	24-119	\$81.00	\$105.00	20-719	\$176.00	20-519	\$230.00
	7L, 8L, 10L (Knobs)	24-120	\$81.00	\$105.00	20-720	\$176.00	20-520	\$230.00
	6L (except B Knob)	24-126	\$81.00	\$105.00	20-726	\$176.00	20-526	\$230.00
Yale								
	5300LN and 5400LN (Levers)	24-147	\$81.00	\$105.00	20-747	\$176.00	20-547	\$230.00
	5300LN, 5400LN, and 6200 (Knobs)	24-123	\$81.00	\$105.00	20-723	\$176.00	20-523	\$230.00
Falcon								
	B611, T381(IS/W), and W (except 561)	24-030	\$81.00	\$105.00	20-728	\$176.00	20-528	\$230.00
	T (except 571 and 381 inside)	24-031	\$81.00	\$105.00	24-761	\$176.00	24-561	\$230.00
	T571	24-032	\$81.00	\$105.00	24-762	\$176.00	24-562	\$230.00
	W561 (knobs)	24-033	\$81.00	\$105.00	24-763	\$176.00	24-563	\$230.00
	W561 (levers)	24-034	\$81.00	\$105.00	24-764	\$176.00	24-564	\$230.00
	M Series	24-035	\$81.00	\$105.00	24-765	\$176.00	24-565	\$230.00
	B Series (except 611)	23-013	\$81.00	\$105.00	20-750	\$176.00	20-550	\$230.00

¹ Available in Primus XP (add -XP to part number shown)

Individual cylinder components (plug, shell, tailpiece, etc.) are listed beginning on page 413 in the parts section.
For pins, springs, etc., see pages 407 - 409.

SOLD SEPARATE

COMPETITIVE CONVENTIONAL CYLINDERS

Brand	Lock Series	SL		SL-Primus ²		SL UL437	
		Part #	Price	Part #	Price	Part #	Price
Corbin Russwin	CL3300	91-020	\$105.00	91-720-XP	\$176.00		
	CL3400 and CL3600	91-027	\$105.00	91-708-XP	\$176.00	91-508-XP	\$230.00
Sargent	7L, 8L, 10L (Levers)	91-042	\$105.00	91-742-XP	\$176.00	91-542-XP	\$230.00
	7L, 8L, 10L (Knobs)	91-043	\$105.00	91-743-XP	\$176.00	91-543-XP	\$230.00
	6L (except B Knob)	91-045	\$105.00	91-745-XP	\$176.00	91-545-XP	\$230.00
Yale	5300LN and 5400LN (Levers)	91-046	\$105.00	91-746-XP	\$176.00	91-546-XP	\$230.00
	5300LN, 5400LN, and 6200 (Knobs)	91-044	\$105.00	91-744-XP	\$176.00	91-544-XP	\$230.00
Falcon	B611, T381(IS/W), and W (except 561)	91-021	\$105.00	91-706-XP	\$176.00	91-506-XP	\$230.00
	T (except 571 and 381 inside)	91-022	\$105.00	91-724 XP	\$176.00	91-524 XP	\$230.00
	T571	91-023	\$105.00	91-725 XP	\$176.00	91-525 XP	\$230.00
	W561 (knobs)	91-024	\$105.00	91-726 XP	\$176.00	91-526 XP	\$230.00
	W561 (levers)	91-025	\$105.00	91-727 XP	\$176.00	91-527 XP	\$230.00

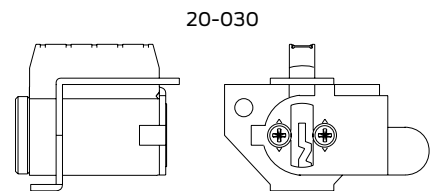
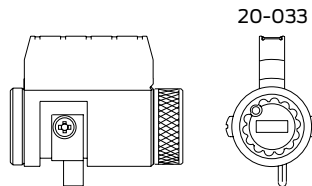
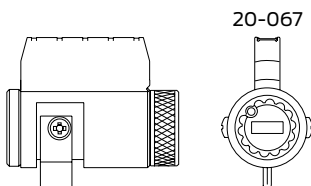
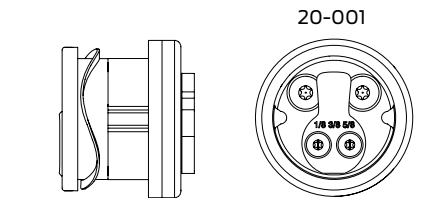
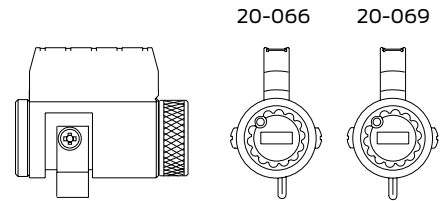
² SL cylinders only available with Primus XP

Individual cylinder components (plug, shell, tailpiece, etc.) are listed beginning on page 413 in the parts section. For pins, springs, etc., see pages 407 - 409

SOLD SEPARATE

LETTER/MAIL BOX CYLINDERS

Description	Keyway Type	Complete Cylinder	Complete Cyl. Price	
			Open	Restricted
American Device	Classic	20-066	\$117.00	\$141.00
	Everest & Everest 29			
Auth, 466, 470, 480 Series	Classic	20-067	\$117.00	\$141.00
	Everest & Everest 29			
Bommer vertical mail box	Classic	20-001-118	\$101.00	\$125.00
	Everest & Everest 29			
Bommer & Florence, Cutler Mail Chute, Federal Equipment	Classic	20-069	\$117.00	\$141.00
	Everest & Everest 29			
Corbin Wood Products	Classic	20-033	\$117.00	\$141.00
	Everest & Everest 29			
Dura Steel	Classic	20-030	\$117.00	\$141.00
	Everest & Everest 29			
Notes:	Finishes: 606 and 626. 20-001 also available 605, 612, 613 and 625. Federal law prohibits the master keying of a letter box cylinder.			





SOLD SEPARATE

SPECIAL CYLINDERS

SPECIAL CYLINDERS EXTENDED FACTORY LEAD TIME		
"X" Number	Description	Price
EXTRA LONG MORTISE CYLINDERS		
XB03-418	Mortise cylinder (20-001, 30-001 or 30-004), 1-7/8" – 5" long Classic, Everest or Everest 29	\$735.00
XB11-475*	Full size IC mortise cylinder (26-091 or 30-008), 2-1/4" – 5" long Classic, Everest or Everest 29	\$1,000.00
	Primus full size IC mortise cylinder (20-763 or 20-798), 2-1/4" – 5" long	\$1,095.00
	Full size IC mortise cylinder housing less core (20-059 or 30-007) 2-1/4" – 5" long	\$908.00
XB11-638	Primus mortise cylinder (20-700, 20-787 or 20-789), 1-7/8" – 5" long	\$1,339.00
MORTISE CYLINDER WITH SWITCH		
XB09-195	Mortise cylinder (20-001) with "on" and "off" switch for key controlled electrical circuits, standard	\$779.00
XB09-795	Same as XB09-195, but double position, Classic Standard only (no master keying available)	\$796.00
XQ11-804	Primus mortise cylinder (20-700) with "on" and "off" switch for key controlled electrical circuits	\$1,028.00
RIM CYLINDERS		
XB04-618	Conventional standard pinned cylinder (20-021 or 20-022) for doors over 3" thick. Insure device/ trim thickness is included in addition to door thickness	\$922.00
	Primus cylinder (20-710) for doors over 3" thick. Insure device/ trim thickness is included in addition to door thickness	\$1,017.00
XB11-789	Conventional standard pinned cylinder (20-022) with mounting holes for Sargent® exit device	\$176.00
XB11-790	Primus cylinder (20-710) with mounting holes for Sargent® exit device	\$357.00
XB11-958	Full size IC, Standard core (20-057) for doors over 3" thick. Insure device/ trim thickness is included in addition to door thickness	\$961.00
	Full size IC, Primus core (20-757) for doors over 3" thick. Insure device/ trim thickness is included in addition to door thickness	\$1,056.00
	Full size IC, housing less core (20-079) for doors over 3" thick. Insure device/ trim thickness is included in addition to door thickness	\$869.00
* Available in 1/4" increments. Order collars or blocking rings separately to fill any gaps.		
Note:	If you are unable to find your required hardware solution in this price book, please use the Schlage Innovation Center Process in the Forms and Example section.	

SOLD SEPARATE

MULTIPLE TAILPIECE KEY-IN-KNOB/LEVER CYLINDERS

Keyway	Contents	Part Number	Price each	
			Open	Restricted
All Keyways Everest, Everest 29 and Classic Families	(1) Pre-assembled cylinder 0-bitted, less tailpiece (1) A301-338 tailpiece, A & H-Series Orbit (1) A700-031 tailpiece, A, AL, H-Series (except Orbit) (1) C603-524 tailpiece, D-Series Knobs (1) N523-022 tailpiece, ND-Series Levers (yellow) (2) C503-115 cap pin springs (2) C503-116 cap pins (2) Key Blanks 35-009 (Everest C) OR 35-002 (Everest D) OR 35-270 (Everest 29 S) OR 35-268 (Everest 29 T)	40-100	\$81.00	\$105.00
Primus / Primus XP All Keyways (Classic, Everest and Everest 29)	(1) Pre-assembled cylinder 0-bitted, less tailpiece, LESS keys (1) A301-338 tailpiece, A & H-Series Orbit (1) A700-031 tailpiece, AL-Series (1) C603-524 tailpiece, D-Series Knobs (1) N523-022 tailpiece, ND-Series Levers (yellow) (2) C503-115 cap pin springs (2) C503-116 cap pins ****Primus Keys must be ordered separately****	40-700* / 40-700-XP Controlled Access	\$176.00	\$176.00
		40-500* / 40-500-XP UL437 Listed	\$230.00	\$230.00
Order Examples:	40-100 626 S123			
	40-700-XP 606 S123 (must specify Primus account information and provide necessary Primus documents)			
* Primus key blanks must be ordered separately.				

FIELD ASSEMBLED

BULK PACK

Key Large Jobs Faster!

Bulk Packs are kits that contain all of the components needed to build 10 cylinders. For added convenience the shells are pre-loaded with pins and springs and slid onto a follower. Cams and tailpieces are sold separately in economical 10-packs to maximize flexibility. **Keys and Primus components are also sold separately.**

The unit price of the unassembled cylinder is up to 15% less than buying it completely assembled. In addition to this savings, labor time is reduced since cylinders don't have to be taken apart before being pinned in the field. Not available in Faculty Restroom (hotel) functions. Must specify finish color, length and keyway.

09-764*
Everest Primus and
Everest 29 Primus Bulk Pack



(Includes 10 of each item shown)

10-PIECE BULK PACK KEY-IN-KNOB/LEVER CYLINDERS

Contents (10 each)	Cylinder Mechanism	Keyway Type	Bulk Pack Number	Price Each Pack	
				Open	Restricted
Loaded shells Plugs Caps Cap pins Cap pin springs Check pins (Everest and Everest 29 standard pinned only) Check pin springs		Classic	09-409	\$583.00	\$756.00
		Everest and Everest 29 Family	09-751	\$583.00	\$756.00
	Primus/Primus XP	Everest and Everest 29	09-764	\$1,267.00	
	Primus/Primus XP	Classic	09-833	\$1,267.00	

10-PIECE BULK PACK MORTISE CYLINDERS

Contents (10 each)	Cylinder Mechanism	Keyway Type	Bulk Pack Number	Price Each Pack	
				Open	Restricted
Loaded shells Plugs Cam Screws Check pins (Everest and Everest 29 standard pinned only) Check pin springs	Standard	Classic	09-412	\$684.00	\$857.00
		Everest and Everest 29 Family	09-754	\$684.00	\$857.00
See next page for cams, collars sold separately. Available in 1-1/8" and 1-1/4" only.	Primus/Primus XP	Everest and Everest 29	09-767	\$1,368.00	
	Primus/Primus XP	Classic	09-835	\$1,368.00	

10-PIECE BULK PACK RIM CYLINDERS

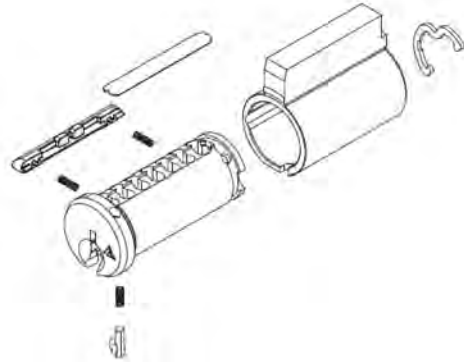
Contents (10 each)	Cylinder Mechanism	Keyway Type	Bulk Pack Number	Price Each Pack	
				Open	Restricted
Loaded shells Plugs Caps Cap Pins Collars Tailpieces Drivers Cap pin springs Screws & back plate packs Check pins (Everest and Everest 29 standard pinned only) Check pin springs	Standard	Classic	09-410	\$684.00	\$857.00
		Everest and Everest 29 Family	09-752	\$684.00	\$857.00
	Primus/Primus XP	Everest and Everest 29	09-765	\$1,368.00	
	Primus/Primus XP	Classic	09-834	\$1,368.00	

10-PIECE BULK PACK INTERCHANGEABLE CORES

Contents (10 each)	Cylinder Mechanism	Keyway Type	Bulk Pack Number	Price Each Pack	
				Open	Restricted
Loaded shells Plugs Caps Cap pins & springs Actuating rings Actuating pins Control pins Check pins (Everest and Everest 29 standard pinned only) Check pin springs	Standard	Classic	09-411	\$662.00	\$835.00
		Everest and Everest 29 Family	09-753	\$662.00	\$835.00
	Primus/Primus XP	Everest and Everest 29	09-766	\$1,346.00	
	Primus/Primus XP	Classic	09-836	\$1,346.00	
	Everest 29 SL	Everest B & Everest 29 R	91-454	\$835.00	
	Everest 29 SL Primus XP	Everest B & Everest 29 R	91-554	\$1,346.00	

FIELD ASSEMBLED

MULTI-TAILPIECE



UNASSEMBLED MULTIPLE TAILPIECE KEY-IN-LEVER SL CYLINDERS			
Keyway	Contents	Part #	Price each
			Restricted
Everest B and Everest 29 R Families of keyways	"(1) 33-213 Plug (1) A508-660 Body (1) C604-471 Retaining Clip (1) 90-214 Locking Sidebar for SL (2) C604-472 SL Sidebar Springs (1) 34-950 R/B Everest Check Pin (1) C504-116 R/B Everest Check Pin Spring (1) 90-212 SL Plug cover (1) 90-211 End Cap for SL Cylinders (1) 90-002 SL End Cap Pin (1) C603-952 SL End Cap Spring (1) A301-338 tailpiece, A & H-Series Orbit (1) A700-031 tailpiece, A, AL, H-Series (except Orbit) (1) C603-524 tailpiece, D-Series Knobs (1) N523-022 tailpiece, ND-Series Levers (yellow) ***Cylinder Is Shipped Unassembled In The Box*** ****Does Not Include L Pins, L Pin Springs Or Key Blanks****	91-200	\$105.00
Primus XP Everest B and Everest 29 R Families of keyways	"(1) Plug for SL Primus XP (1) A508-661 SL Primus XP Body (1) C604-471 Retaining Clip (1) 90-214 Locking Sidebar for SL (2) C604-472 SL Sidebar Springs (1) C606-000 Primus Sidebar (2) C603-952 Primus Side Bar Springs (1) 90-212 SL Plug cover (1) 90-211 End Cap for SL Cylinders (1) 90-002 SL End Cap Pin (1) C603-952 SL End Cap Spring (1) A301-338 tailpiece, A & H-Series Orbit (1) A700-031 tailpiece, A, AL, H-Series (except Orbit) (1) C603-524 tailpiece, D-Series Knobs (1) N523-022 tailpiece, ND-Series Levers (yellow) ***Cylinder Is Shipped Unassembled In The Box*** ****Does Not Include L Pins, L Pin Springs, Primus Finger Pins, Primus Finger Pin Springs Or Key Blanks****	91-700 Controlled Access	\$176.00

FIELD ASSEMBLED

BULKPACK

10-PIECE BULK PACKS FOR UNASSEMBLED EVEREST AND EVEREST 29 SL CYLINDERS						
Cylinder Type	Contents		Cylinder Mechanism	Keyway	Bulk Pack Number	Price Each Pack
						Restricted
Key-in-Lever	(10) 33-213 Plug (10) A508-660 Body (10) C604-471 Retaining Clip (10) 90-214 Locking Sidebar for SL (20) C604-472 SL Sidebar Springs (10) 34-950 R/B Everest Check Pin	(10) C504-116 R/B Everest Check Pin Spring (10) 90-212 SL Plug cover (10) 90-211 End Cap for SL Cylinders (10) 90-002 SL End Cap Pin (10) C603-952 SL End Cap Spring	SL Cylinder	Everest B or Everest R Keyway Families	91-451	\$756.00
	Cylinder Is Shipped Unassembled In The Box ****Does Not Include L Pins, L Pin Springs Or Key Blanks****					
	(10) Plug for SL Primus XP (10) A508-661 SL Primus XP Body (10) C604-471 Retaining Clip (10) 90-214 Locking Sidebar for SL (20) C604-472 SL Sidebar Springs (10) C606-000 Primus Sidebar	(20) C603-952 Primus Side Bar Springs (10) 90-212 SL Plug cover (10) 90-211 End Cap for SL Cylinders (10) 90-002 SL End Cap Pin (10) C603-952 SL End Cap Spring				
Cylinder is shipped unassembled in the box ****Does not include L pins, L pin springs, Primus finger pins, Primus finger pin springs or key blanks****						
Mortise	(10) 33-213 Plug (10) A508-660 Body (10) C604-471 Retaining Clip (10) 90-214 Locking Sidebar for SL (20) C604-472 SL Sidebar Springs (10) 34-950 R/B Everest Check Pin	(10) C504-116 R/B Everest Check Pin Spring (10) 90-212 SL Plug cover (10) Front and Back Mortise Housings with Screws (Specify Finish and Length) (10) 90-002 SL End Cap Pin (10) C603-952 SL End Cap Spring	SL Cylinder	Everest B or Everest R Keyway Families	91-452	\$857.00
	Cylinder is shipped unassembled in the box. See SL cams table for available cams. Cams and collars sold separately ****Does not include L pins, L pin springs or key blanks****					
	(10) Plug for SL Primus XP (10) A508-661 SL Primus XP Body (10) C604-471 Retaining Clip (10) 90-214 Locking Sidebar for SL (20) C604-472 SL Sidebar Springs (10) C606-000 Primus Sidebar	(20) C603-952 Primus Side Bar Springs (10) 90-212 SL Plug cover (10) Front and Back Mortise Housings with Screws (Specify Finish and Length) (10) 90-002 SL End Cap Pin (10) C603-952 SL End Cap Spring				
Cylinder is shipped unassembled in the box. See SL cams table for available cams. Cams and collars sold separately ****Does not include L pins, L pin springs, Primus finger pins, Primus finger pin springs or key blanks****						
Rim	(10) 33-213 Plug (10) A508-660 Body (10) C604-471 Retaining Clip (10) 90-214 Locking Sidebar for SL (20) C604-472 SL Sidebar Springs (10) 34-950 R/B Everest Check Pin (10) C504-116 R/B Everest Check Pin Spring	(10) 90-212 SL Plug cover (10) Front and Back Rim Housings with Screws (Specify Finish) (10) Rim Cylinder Driver and Tailpiece (10) 90-211 End Cap for SL Cylinders (10) 90-002 SL End Cap Pin (10) C603-952 SL End Cap Spring	SL Cylinder	Everest B or Everest R Keyway Families	91-453	\$857.00
	Cylinder is shipped unassembled in the box ****Does not include L pins, L pin springs or key blanks****					
	(10) Plug for SL Primus XP (10) A508-661 SL Primus XP Body (10) C604-471 Retaining Clip (10) 90-214 Locking Sidebar for SL (20) C604-472 SL Sidebar Springs (10) C606-000 Primus Sidebar (20) C603-952 Primus Side Bar Springs	(10) 90-212 SL Plug cover (10) Front and Back Rim Housings with Screws (Specify Finish) (10) Rim Cylinder Driver and Tailpiece (10) 90-211 End Cap for SL Cylinders (10) 90-002 SL End Cap Pin (10) C603-952 SL End Cap Spring				
Cylinder is shipped unassembled in the box ****Does not include L pins, L pin springs, Primus finger pins, Primus finger pin springs or key blanks****						

CYLINDRICAL
DEADBOLTS
MORTISE
MULTIPOINT
INTERCONNECT
TUBULAR
SPECIALTY
PORTABLE
CYLINDERS/KEYS
TOOLS/KITS
MERCHANDISING
FORMS

FIELD ASSEMBLED

CAMS AND TAILPIECES

BULK PACK MODULAR & SL CYLINDER CAMS AND COLLARS				
Keyway Type	Type	Contents (10 each)	Bulk Pack Part Number	Price Each Pack
All (Classic / Everest C, D, Everest 29 S, T & Primus, etc)	Straight Cam - Modular cylinders length (1-1/8"; 1-3/8"; 1-5/8")	L583-476	09-195	\$39.50
	Straight Cam - Modular cylinders length (1-1/4"; 1-1/2"; 1-3/4")	L583-477	09-196	\$39.50
	L-Series Cam - Modular cylinders length (1-1/8"; 1-3/8"; 1-5/8")	L583-474	09-197	\$39.50
	L-Series Cam - Modular cylinders length (1-1/4"; 1-1/2"; 1-3/4")	L583-475	09-198	\$39.50
	Adam's Rite Kit - Modular cylinders length (1-1/8"; 1-3/8"; 1-5/8")	L583-446 36-079-037 B220-050	09-199*	\$198.00
	Adam's Rite Kit - Modular cylinders length (1-1/4"; 1-1/2"; 1-3/4")	L583-447 36-079-037 B220-050	09-200*	\$198.00
Everest SL Cylinders using Everest B and Everest 29R Keyways	Straight Cam - Twist and Lock Design for 1-1/8"	L583-802	91-194	\$61.10
	Straight Cam - Twist and Lock Design for 1-1/4"	L583-803	91-195	\$61.10
	L Series Cam - Twist and Lock Design for 1-1/8"	L583-800	91-196	\$61.10
	L Series Cam - Twist and Lock Design for 1-1/4"	L583-801	91-197	\$61.10
	Adams Rite Cam - Twist and Lock Design for 1-1/8"	L583-773 36-079-037 B220-050	91-198	\$217.00
	Adams Rite Cam - Twist and Lock Design for 1-1/4"	L583-774 36-079-037 B220-050	91-199	\$217.00

* Specify finish 605, 606, 612, 613, 625 or 626.

10-PIECE TAILPIECE PACKS FOR BULK PACK CYLINDERS (CLASSIC, EVEREST, EVEREST 29 & PRIMUS)				
Cylinder Mechanism	Description	Contents (10 each)	Bulk Pack Part Number	Price Each Pack
All Modular Cylinders (Classic, Everest & Primus)	A-Series (except Orbit)	A301-337 with C603-098 security disc	09-756	\$82.90
	A-Series Orbit (except A73)	A301-338	09-757	
	AL-Series	A700-031	09-416	\$17.10
	D-Series Levers	C604-243	09-418	
	D-Series Knob	C603-524	09-417	
	ND-Series Levers	N523-022 (yellow)	09-019	

FIELD ASSEMBLED

PRIMUS SUB-ASSEMBLED

PRIMUS CYLINDERS-SUB-ASSEMBLED			
Part #		Type	Price Each
20-200	Primus Classic, Everest or Everest 29 (Specify Keyway)	Primus classic Key in Lever sub-assembled multiple tailpiece (A & H series Orbit A301-338, AL-Series A700-031, D-Series Levers and knobs C604-243, ND Series N523-022). *	\$122.00
20-201		Primus Classic Mortise Cylinder (specify 1-1/4" or 1-1/8") sub assembled multiple cams – Schlage (L583-474 or L583-475), AR (L583-476 or L583-477) and Straight (L583-446 or L583-447).*	\$152.00
20-202		Primus Classic Rim Cylinder sub-assembled. *	\$152.00
20-203		Primus Classic FSIC sub-assembled.	\$150.00
20-204		Primus Everest and Primus Everest 29 Key in Lever sub-assembled multiple tailpiece. (A & H-Series Orbit A301-338, AL-Series A700-031, D-Series Levers and knobs C604-243, ND-Series N523-022). *	\$122.00
20-205		Primus Everest and Primus Everest 29 Mortise Cylinder (1-1/4" or 1-1/8") sub-assembled multiple cams-Schlage (L583-474 or L583-475), AR (L583-476 or L583-477) and Straight (L583-446 or L583-447).	\$152.00
20-206		Primus Everest and Primus Everest 29 Rim Cylinder sub-assembled. *	\$152.00
20-207		Primus Everest and Primus Everest 29 FSIC sub-assembled. *	\$150.00
20-208	Primus Classic, Everest or Everest 29 UL437 (Specify Keyway)	Primus Classic UL437 Key in Lever sub-assembled multiple tailpiece. (A & H -Series Orbit A301-338, AL-Series A700-031, D-Series Levers and knobs C604-243, ND-Series N523-022). *	\$184.00
20-209		Primus Classic UL437 Mortise Cylinder (specify 1-1/4" or 1-1/8") sub assembled. Multiple cams – Schlage (L583-474 or L583-475), AR (L583-476 or L583-477) and Straight (L583-446 or L583-447).*	\$195.00
20-210		Primus Classic UL 437 Rim Cylinder sub-assembled. *	\$195.00
20-211		Primus Everest and Primus Everest 29 UL 437 Key in Lever sub-assembled. Multiple tailpiece (A & H Series Orbit A301-338, AL-Series A700-031, D-Series Levers and knobs C604-243, ND-Series N523-022). *	\$184.00
20-212		Primus Everest and Primus Everest 29 UL437 Mortise Cylinder (specify 1-1/4" or 1-1/8") sub assembled. Multiple cams – Schlage (L583-474 or L583-475), AR (L583-476 or L583-477) and Straight (L583-446 or L583-447).*	\$195.00
20-213		Primus Everest and Primus Everest 29 UL 437 Rim Cylinder sub-assembled. *	\$195.00

* Please order separately: Keys, plug pins, Primus finger pins and finger pins springs, side bar and side bar springs. Sub assembled cylinders can be used for Primus Legacy, Primus XP, and Primus RP systems

CYLINDRICAL
DEADBOLTS
MORTISE
MULTIPOINT
INTERCONNECT
TUBULAR
SPECIALTY
PORTABLE
CYLINDERS/KEYS
TOOLS/KITS
MERCHANDISING
FORMS



FIELD ASSEMBLED

PRIMUS SUB-ASSEMBLED

PRIMUS CYLINDERS-SUB-ASSEMBLED			
Part #		Type	Price Each
20-221	Primus Classic, Everest or Everest 29 (Specify Keyway)	Primus, sub-assembly, key-in-lever cylinder for Corbin Russwin CL3300 C	\$141.00
20-219		Primus, sub-assembly, key-in-lever cylinder for Corbin Russwin CL3400, CL3600	
20-218		Primus, sub-assembly, key-in-knob cylinder for Corbin Russwin CK4200	
20-214		Primus, sub-assembly, key-in-lever cylinder for Sargent 7, 8, 10 Line Levers	
20-215		Primus, sub-assembly, key-in-knob cylinder for Sargent 7, 8, 9 Line Knobs	
20-216		Primus, sub-assembly, key-in-knob cylinder for Sargent 6 Line Except B Knob	
20-220		Primus, sub-assembly, key-in-lever for Yale 5300LN, 5400LN Levers	
20-217		Primus, sub-assembly, key-in-knob Yale 5300, 5400, 6200 Knobs	
20-222	Primus Classic, Everest or Everest 29 UL437 (Specify Keyway)	Primus, sub-assembly, key-in-lever cylinder for Sargent 7, 8, 10 Line Levers	\$184.00
20-223		Primus, sub-assembly, key-in-knob cylinder for Sargent 7, 8, 9 Line Knobs	
20-224		Primus, sub-assembly, key-in-knob cylinder for Sargent 6 Line Except B Knob	
20-225		Primus, sub-assembly, key-in-knob Yale 5300, 5400, 6200 Knobs	
20-228		Primus, sub-assembly, key-in-lever for Yale 5300LN, 5400LN Levers	
20-226		Primus, sub-assembly, key-in-knob cylinder for Corbin Russwin CK4200	
20-227		Primus, sub-assembly, key-in-lever cylinder for Corbin Russwin CL3400, CL3600	
20-229		Primus, sub-assembly, key-in-lever cylinder for Corbin Russwin CL3300	

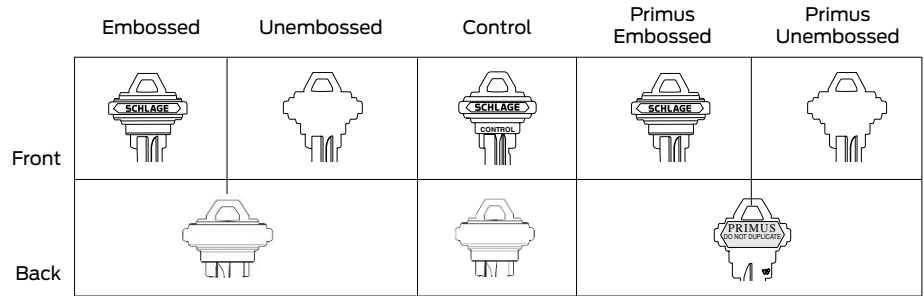
* Please order separately: Keys, plug pins, Primus finger pins and finger pins springs, side bar and side bar springs. Sub assembled cylinders can be used for Primus Legacy, Primus XP, and Primus RP systems

CYLINDERS

KEYS

CYLINDER PARTS

CL SERIES

SOLD SEPARATE
KEYS


Classic Keys Standard Bow	Standard			Primus -XP or -RP	
	Part #	Price		Part #	Price
		Open	Restricted		
BLANKS					
Standard bow (embossed) - 5 Pin (Order in multiples of 50)	35-100	\$1.90	\$7.30		
Standard bow (unembossed) - 5 Pin (Order in multiples of 50)	35-130	\$1.90	\$7.30		
Standard bow (embossed) - 6 Pin (Order in multiples of 50)	35-101	\$2.40	\$7.80	35-157	\$10.60
Standard bow (embossed) - stainless steel LP section				35-171	\$64.60
Standard bow (unembossed) - 6 Pin (Order in multiples of 50, NOT available for -XP or -RP)	35-131	\$2.40	\$7.80	35-053	\$10.60
Control - Standard bow (embossed)	35-056	\$6.00	\$11.40	35-158	\$14.20
Control - Standard bow (embossed) - stainless steel LP section				35-172	\$68.20
Control - Standard bow (unembossed, NOT available for -XP or -RP)	35-076	\$6.00	\$11.40	35-052	\$14.20
Control/Hotel Function- Standard bow (embossed)	35-077	\$6.00	\$11.40		
Control/Hotel Function - Standard bow (unembossed)	35-079	\$6.00	\$11.40		
Emergency - Standard bow (embossed)	35-102	\$6.00	\$11.40		
Lockout - Standard bow (embossed)				35-159	\$14.20
CUT KEYS					
Standard bow (embossed) - 5 Pin	48-100	\$7.90	\$13.30		
Standard bow (unembossed) - 5 Pin	48-130	\$7.90	\$13.30		
Standard bow (embossed) - 6 Pin	48-101	\$8.40	\$13.80	48-157	\$16.60
Standard bow (embossed) - stainless steel LP section				48-171	\$70.60
Standard bow (unembossed) - 6 Pin (NOT available for -XP or -RP)	48-131	\$8.40	\$13.80	48-053	\$16.60
Control - Standard bow (embossed)	48-056	\$17.30	\$22.70	48-158	\$25.50
Control - Standard bow (embossed) - stainless steel LP section				48-172	\$79.50
Control - Standard bow unembossed (NOT available for -XP or -RP)	48-076	\$17.30	\$22.70	48-052	\$25.50
Control/Hotel Function- Standard bow (embossed)	48-077	\$17.30	\$22.70		
Control/Hotel Function - Standard bow (unembossed)	48-079	\$17.30	\$22.70		
Emergency - Standard bow (embossed)	48-102	\$17.30	\$22.70		
Lockout - Standard bow (embossed)				48-159	\$25.50

Note: 5-pin Access Bow keys are only available in C, CE, E, and F keyways

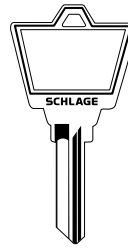
Note: To order key blanks with Custom Coining please refer to table on page 405 and how to order examples

 CYLINDRICAL
 DEADBOLTS
 MORTISE
 MULTIPOINT
 INTERCONNECT
 TUBULAR
 SPECIALTY
 PORTABLE
 CYLINDERS/KEYS
 TOOLS/KITS
 MERCHANDISING
 FORMS

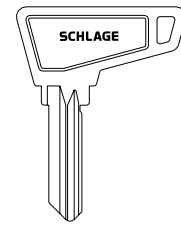


SOLD SEPARATE

KEYS



Large Bow

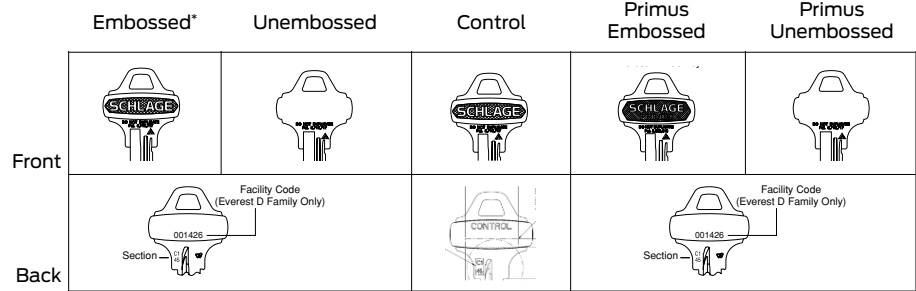


Access Bow

Classic Keys Cont'd	Standard			Primus -XP or -RP	
	Part #	Price		Part #	Price
		Open	Restricted		
MASTER KEYS					
Standard bow (embossed) - 5 Pin	49-100	\$16.80	\$22.20		
Standard bow (unembossed) - 5 Pin	49-130	\$16.80	\$22.20		
Standard bow (embossed) - 6 Pin	49-101	\$17.30	\$22.70	49-157	\$25.50
Standard bow (embossed) - stainless steel LP section				49-171	\$79.50
Standard bow (unembossed) - 6 Pin (NOT available in -XP or -RP)	49-131	\$17.30	\$22.70	49-053	\$25.50
Control - Standard bow (embossed)	49-056	\$17.30	\$22.70	49-158	\$25.50
Control - Standard bow (embossed) - stainless steel LP section				49-172	\$79.50
Control - Standard bow (unembossed, NOT available in -XP or -RP)	49-076	\$17.30	\$22.70	49-052	\$25.50
Control/Hotel Function- Standard bow (embossed)	49-077	\$17.30	\$22.70		
Control/Hotel Function - Standard bow (unembossed)	49-079	\$17.30	\$22.70		
Emergency - Standard bow (embossed)	49-102	\$17.30	\$22.70		
BLANKS					
Large Bow - 5 Pin	35-140	\$6.30	\$11.70		
Large Bow - 6 Pin	35-141	\$6.80	\$12.20	35-116	\$15.00
Access Bow - 5 Pin	35-143	\$6.30	\$11.70		
Access Bow - 6 Pin	35-144	\$6.80	\$12.20	35-115	\$15.00
CUT KEYS					
Large Bow - 5 Pin	48-140	\$12.80	\$18.70		
Large Bow - 6 Pin	48-141	\$12.80	\$18.20	48-116	\$21.00
Access Bow - 5 Pin	48-143	\$12.80	\$18.20		
Access Bow - 6 Pin	48-144	\$12.80	\$18.20	48-115	\$21.00
MASTER KEYS					
Large Bow - 5 Pin	49-140	\$21.70	\$27.10		
Large Bow - 6 Pin	49-141	\$21.70	\$27.10	49-116	\$29.90
Access Bow - 5 Pin	49-143	\$21.70	\$27.10		
Access Bow - 6 Pin	49-144	\$21.70	\$27.10	49-115	\$29.90

Note: 5-pin keys are only available in C, CE, E, and F keyways

PRIMUS ID CARDS (ORDER IN MULTIPLES OF 50)		
Classic Primus (Level 1 only)	40-061 40-061-XP	\$5.40
Classic Primus (Level 1+ only)	40-065 40-065-XP	\$5.40
Classic Primus (Level 2 only)	40-062 40-062-XP	\$5.40

SOLD SEPARATE
KEYS


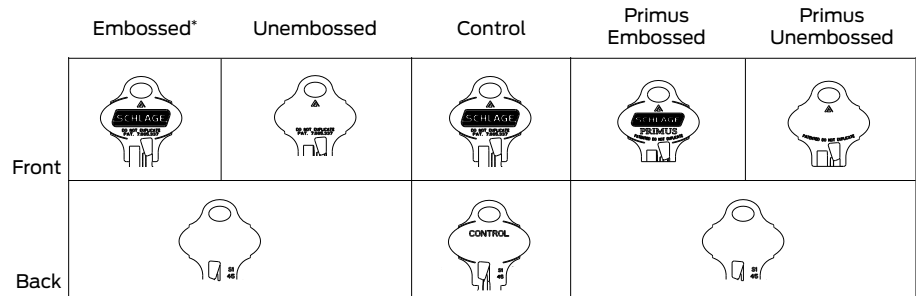
* Everest C embossed keyways will NOT have "Do Not Duplicate" stamped on keys

FULL SIZE EVEREST KEYS	Standard			Primus XP	
	Part #	Price		Part #	Price
		Open	Restricted		
BLANKS					
Standard bow (embossed) (Order in multiples of 50)	35-009	\$7.20			
DO NOT DUPLICATE (embossed) (Order in multiples of 50)	35-002	\$7.20	\$12.60	35-004-XP	\$15.40
DO NOT DUPLICATE (unembossed) (Order in multiples of 50)	35-015	\$7.20	\$12.60	35-012-XP	\$15.40
Control - DO NOT DUPLICATE (embossed)	35-003	\$10.80	\$16.20	35-005-XP	\$19.00
Control - DO NOT DUPLICATE (unembossed)				35-013-XP	\$19.00
Control/Hotel Function- DO NOT DUPLICATE (embossed)	35-016	\$10.80	\$16.20		
Emergency - DO NOT DUPLICATE (embossed)	35-007	\$10.80	\$16.20		
Lockout - Standard bow (embossed)				35-006-XP	\$19.00
Lockout - Standard bow (unembossed)				35-019-XP	\$19.00
CUT KEYS					
Standard bow (embossed)	48-009	\$13.20			
DO NOT DUPLICATE (embossed)	48-002	\$13.20	\$18.60	48-004-XP	\$21.40
DO NOT DUPLICATE (unembossed)	48-015	\$13.20	\$18.60	48-012-XP	\$21.40
Control - DO NOT DUPLICATE (embossed)	48-003	\$22.10	\$27.50	48-005-XP	\$30.30
Control - DO NOT DUPLICATE (unembossed)				48-020-XP	\$30.30
Control/Hotel Function- DO NOT DUPLICATE (embossed)	48-016	\$22.10	\$27.50		
Set-up Key	48-013	\$13.20	\$18.60		
Emergency - DO NOT DUPLICATE (embossed)	48-007	\$22.10	\$27.50		
Lockout - Standard bow (embossed)				48-006-XP	\$30.30
Lockout - Standard bow (unembossed)				48-019-XP	\$30.30
MASTER KEYS					
Standard bow (embossed)	49-009	\$22.10			
DO NOT DUPLICATE (embossed)	49-002	\$22.10	\$27.50	49-004-XP	\$30.30
DO NOT DUPLICATE (unembossed)	49-015	\$22.10	\$27.50	49-012-XP	\$30.30
Control - DO NOT DUPLICATE (embossed)	49-003	\$22.10	\$27.50	49-005-XP	\$30.30
Control - DO NOT DUPLICATE (unembossed)				49-020-XP	\$30.30
Control/Hotel Function- DO NOT DUPLICATE (embossed)	49-016	\$22.10	\$27.50		
Emergency - DO NOT DUPLICATE (embossed)	49-007	\$22.10	\$27.50		

Note: To order key blanks with Custom Coining please refer to table on page 405 and how to order examples

PRIMUS ID CARDS (ORDERS IN MULTIPLES OF 50)		
Everest Primus (Levels 7 & 8 only)	40-060	\$5.40
Everest Primus XP (Levels 7 & 8 only)	40-060-XP	\$5.40

 CYLINDRICAL
 DEADLOCKS
 MORTISE
 MULTIPOINT
 INTERCONNECT
 TUBULAR
 SPECIALTY
 PORTABLE
 CYLINDERS/KEYS
 TOOLS/KITS
 MERCHANDISING
 FORMS

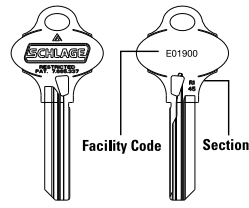
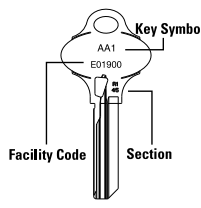
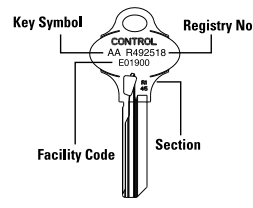
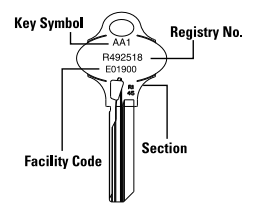
SOLD SEPARATE
KEYS


* Everest29 S embossed keyways will NOT have "Do Not Duplicate" stamped on keys

FULL SIZE EVEREST 29 KEYS	Standard			Primus XP	
	Part #	Price		Part #	Price
		Open	Restricted		
BLANKS					
Standard bow (embossed) (Order in multiples of 50)	35-270	\$4.10			
DO NOT DUPLICATE (embossed) (Order in multiples of 50)	35-268	\$4.10	\$9.50	35-199-XP	\$12.30
DO NOT DUPLICATE (unembossed) (Order in multiples of 50)	35-272	\$4.10	\$9.50	35-215-XP	\$12.30
Control - DO NOT DUPLICATE (embossed)	35-269	\$7.70	\$13.10	35-273-XP	\$15.90
Control - DO NOT DUPLICATE (unembossed)				35-138-XP	\$15.90
Control/Hotel Function- DO NOT DUPLICATE (embossed)	35-267	\$7.70	\$13.10		
Emergency - DO NOT DUPLICATE (embossed)	35-271	\$7.70	\$13.10		
Lockout - Standard bow (embossed)				35-216-XP	\$15.90
Lockout - Standard bow (unembossed)				35-218-XP	\$15.90
CUT KEYS					
Standard bow (embossed)	48-270	\$10.10			
DO NOT DUPLICATE (embossed)	48-268	\$10.10	\$15.50	48-199-XP	\$18.30
DO NOT DUPLICATE (unembossed)	48-272	\$10.10	\$15.50	48-215-XP	\$18.30
Control - DO NOT DUPLICATE (embossed)	48-269	\$19.00	\$24.40	48-273-XP	\$27.20
Control - DO NOT DUPLICATE (unembossed)				48-014-XP	\$27.20
Control/Hotel Function- DO NOT DUPLICATE (embossed)	48-267	\$19.00	\$24.40		
Setup Key	48-034	\$10.10	\$15.50		
Emergency - DO NOT DUPLICATE (embossed)	48-271	\$19.00	\$24.40		
Lockout - Standard bow (embossed)				48-216-XP	\$27.20
Lockout - Standard bow (unembossed)				48-218-XP	\$27.20
MASTER KEYS					
Standard bow (embossed)	49-270	\$19.00			
DO NOT DUPLICATE (embossed)	49-268	\$19.00	\$24.40	49-199-XP	\$27.20
DO NOT DUPLICATE (unembossed)	49-272	\$19.00	\$24.40	49-215-XP	\$27.20
Control - DO NOT DUPLICATE (embossed)	49-269	\$19.00	\$24.40	49-273-XP	\$27.20
Control - DO NOT DUPLICATE (unembossed)				49-023-XP	\$27.20
Control/Hotel Function- DO NOT DUPLICATE (embossed)	49-267	\$19.00	\$24.40		
Emergency - DO NOT DUPLICATE (embossed)	49-271	\$19.00	\$24.40		

Note: To order key blanks with Custom Coining please refer to table on page 405 and how to order examples

PRIMUS ID CARDS (ORDERS IN MULTIPLES OF 50)			
Everest29 Primus (Levels 7 & 8 only)		40-060	\$5.40
Everest 29 Primus XP (Levels 7 & 8 only)		40-060-XP	\$5.40

SOLD SEPARATE
KEYS

**35-400
Key Blanks**

**35-264
Operating Keys**

**49-355
Control Keys**

**49-400
Master Keys**

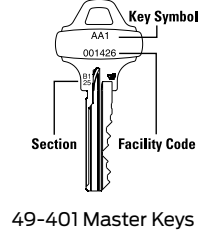
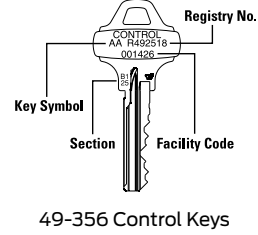
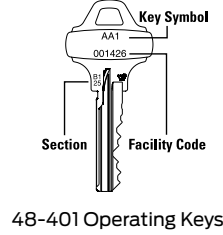
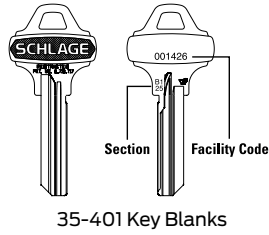
Standard markings unless otherwise specified. See page 427 for additional key stamping information.

SMALL FORMAT AND SL EVEREST 29 R KEYS	Standard		Primus XP	
	Part#	Price	Part#	Price
BLANKS				
Standard bow (embossed), SFIC and SL (Order in multiples of 50)	35-400	\$9.50	35-423-XP	\$12.30
Standard bow (unembossed), SFIC and SL (Order in multiples of 50)	35-264	\$9.50	35-424-XP	\$12.30
Control - Standard bow (embossed), SFIC only (Order in multiples of 50)	35-400	\$9.50	N/A	N/A
Control - Standard bow (unembossed), SFIC only (Order in multiples of 50)	35-264	\$9.50	N/A	N/A
Control - Standard bow (embossed), SL FSIC only	35-429	\$13.10	35-431-XP	\$15.90
Control - Standard bow (unembossed), SL FSIC only	35-430	\$13.10	35-432-XP	\$15.90
CUT KEYS				
Standard bow (embossed), SFIC and SL	48-400	\$15.50	48-423-XP	\$18.30
Standard bow (unembossed), SFIC and SL	48-264	\$15.50	48-424-XP	\$18.30
Control - Standard bow (embossed), SL FSIC only	48-429	\$24.40	48-431-XP	\$27.20
Control - Standard bow (unembossed), SL FSIC only	48-430	\$24.40	48-432-XP	\$27.20
MASTER KEYS				
Standard bow (embossed), SFIC and SL	49-400	\$24.40	49-423-XP	\$27.20
Standard bow (unembossed), SFIC and SL	49-264	\$24.40	49-424-XP	\$27.20
Control - Standard bow (embossed), SFIC only	49-355	\$24.40	N/A	N/A
Control - Standard bow (unembossed), SFIC only	49-000	\$24.40	N/A	N/A
Control - Standard bow (embossed), SL FSIC only	49-429	\$24.40	49-431-XP	\$27.20
Control - Standard bow (unembossed), SL FSIC only	49-430	\$24.40	49-432-XP	\$27.20

Note: To order key blanks with Custom Coining please refer to table on page 405 and how to order examples

SOLD SEPARATE
KEYS

Standard markings unless otherwise specified. See page 427 for additional key stamping information.



SMALL FORMAT AND SL EVEREST B KEYS	Standard		Primus XP	
	Part#	Price	Part#	Price
BLANKS				
Standard bow (embossed), SFIC and SL (Order in multiples of 50)	35-401	\$12.60	35-421-XP	\$15.40
Standard bow (unembossed), SFIC and SL (Order in multiples of 50)	35-021	\$12.60	35-422-XP	\$15.40
Control - Standard bow (embossed), SFIC only (Order in multiples of 50)	35-401	\$12.60	N/A	N/A
Control - Standard bow (unembossed), SFIC only (Order in multiples of 50)	35-021	\$12.60	N/A	N/A
Control - Standard bow (embossed), SL FSIC only	35-425	\$16.20	35-427-XP	\$19.00
Control - Standard bow (unembossed), SL FSIC only	35-426	\$16.20	35-428-XP	\$19.00
CUT KEYS				
Standard bow (embossed), SFIC and SL	48-401	\$18.60	48-421-XP	\$21.40
Standard bow (unembossed), SFIC and SL	48-021	\$18.60	48-422-XP	\$21.40
Control - Standard bow (embossed), SL FSIC only	48-425	\$27.50	48-427-XP	\$30.30
Control - Standard bow (unembossed), SL FSIC only	48-426	\$27.50	48-428-XP	\$30.30
MASTER KEYS				
Standard bow (embossed), SFIC and SL	49-401	\$27.50	49-421-XP	\$30.30
Standard bow (unembossed), SFIC and SL	49-021	\$27.50	49-422-XP	\$30.30
Control - Standard bow (embossed), SFIC only	49-356	\$27.50	N/A	N/A
Control - Standard bow (unembossed), SFIC only	49-022	\$27.50	N/A	N/A
Control - Standard bow (embossed), SL FSIC only	49-425	\$27.50	49-427-XP	\$30.30
Control - Standard bow (unembossed), SL FSIC only	49-426	\$27.50	49-428-XP	\$30.30

Note: To order key blanks with Custom Coining please refer to table on page 405 and how to order examples

SFIC BEST SECTION KEYS - BLANKS	Part#	Price
Standard bow (unembossed), 6 or 7 pin	35-310	\$4.30



SOLD SEPARATE

KEYS

How to order custom coined keys:

- Catalog # followed by the customer's die number
- Each value must separated by a period
- Example: 35-470.XO-XXX
- Customer specific die must be created through RFQ process, request should be submitted through Schlage Innovation Center.
- Die # XQ12-514 - "U.S. Property - Do Not Duplicate" (available with 35-470 & 35-472 only)
- Die # XQ07-832 -"U.S. Property" (available with 35-470 thru 35-473)

KEYS FOR CUSTOM COINED	Standard			Primus -XP or -RP	
	Part #	Open	Restricted	Part #	Price
Classic Keys					
Key Blank	35-470	\$8.80	\$14.20	35-471	\$17.00
Control - Key Blank	35-472	\$12.40	\$17.80	35-473	\$20.60
Everest Keys	Standard			Primus XP	
Key Blank (C & D keyways)	35-474	\$13.60	\$19.00	35-475-XP	\$21.80
Control - Key Blank (C & D keyways)	35-476	\$17.20	\$22.60	35-477-XP	\$25.40
Key Blank (B keyways), SFIC and SL	35-478	N/A	\$19.00	35-481-XP	\$21.80
Control - Key Blank (B keyways), SFIC only	35-479	N/A	\$19.00	N/A	N/A
Control - Key Blank (B keyways), SL FSIC only	35-480	N/A	\$22.60	35-482-XP	\$25.40
Everest 29 Keys	Standard			Primus XP	
Key Blank (S & T keyways)	35-483	\$10.50	\$15.90	35-484-XP	\$18.70
Control - Key Blank (S & T keyways)	35-485	\$14.10	\$19.50	35-486-XP	\$22.30
Key Blank (R keyways), SFIC and SL	35-487	N/A	\$15.90	35-490-XP	\$18.70
Control - Key Blank (R keyways), SFIC only	35-488	N/A	\$15.90	N/A	N/A
Control - Key Blank (R keyways), SL FSIC only	35-489	N/A	\$19.50	35-491-XP	\$22.30





CYLINDERS

KEYS

CYLINDER PARTS

CL SERIES

this page intentionally blank

PARTS

ORIGINAL MANUFACTURER NICKEL SILVER PINS-FULL SIZE CYLINDERS			
Description			
Part #	Type	Size	Price
34-101	Top pins	#1	Order in multiples of 100 \$0.10
34-102		#2	
34-103		#3	
34-202	Master pins	#2	
34-203		#3	
34-204		#4	
34-205		#5	
34-206		#6	
34-207		#7	
34-208		#8	
34-209	#9		
34-300	Bottom pins	#0	
34-301		#1	
34-302		#2	
34-303		#3	
34-304		#4	
34-305		#5	
34-306		#6	
34-307		#7	
34-308		#8	
34-309	#9		
34-007	Everest & Everest 29 check pin	—	Order in multiples of 50 \$2.20

PRIMUS® FINGER PINS AND SIDEBARS (PRIMUS RP PINS SHOWN IN PARENTHESIS)		
Part #	Description	Price
34-001 (34-223)	Finger pin #1 (RP)	Order in multiples of 100 \$1.20
34-002 (34-224)	Finger pin #2 (RP)	
34-003 (34-225)	Finger pin #3 (RP)	
34-004 (34-226)	Finger pin #4 (RP)	
34-005 (34-227)	Finger pin #5 (RP)	
34-006 (34-228)	Finger pin #6 (RP)	
34-058 (34-229)	Finger pin #7 (RP)	
C603-950	Sidebar	\$5.10
C606-000	Sidebar (SL only)	\$5.10

CAP AND CAP PIN		
Part #	Description	Price
C503-116*	Cap pin (non-IC)	Order in multiples of 100 \$0.28
C503-118*	Cap	Order in multiples of 25 \$2.20
C603-827	Full Size IC Cap Pin	Order in multiples of 100 \$0.34

* See CYL-13 for KC-Series cap and cap pin

CONSTRUCTION BALLS, RCK		
Part #	Description	Price
34-401	Pack of 1,000 ball bearings	\$39.60

SPRINGS		
Part #	Description	Price
C503-113	Pin tumbler spring (including Primus)	Order in multiples of 100 \$0.28
C503-115	Cap retainer pin spring (including Primus)	
C603-951	Primus finger pin spring and Everest check pin spring	
C603-952	Primus sidebar spring	

WARD RINGS		
Part #	Description	Price
K510-045	Stop ring for hotel function Everest & Everest 29 mortise cylinders	\$4.80
K510-434	Stop ring for hotel function Classic mortise cylinders	\$4.80

Ordering
Shaded prices are specified in unit quantities (per piece) and must be ordered in multiples.
 Example:
 Order 100 34-300,
 Receive 1 bag of 100 pins. Price = \$10.00

PARTS

CYLINDERS

KEYS

CYLINDER PARTS

CL SERIES

ORIGINAL MANUFACTURER NICKEL SILVER PINS			
Part #	Description		Price
	Type	Size	
34-902	Master/ build-up/ top pins	#2B	Order in multiples of 100 \$0.10
34-903		#3B	
34-904		#4B	
34-905		#5B	
34-906		#6B	
34-907		#7B	
34-908		#8B	
34-909		#9B	
34-910		#10B	
34-911		#11B	
34-912		#12B	
34-913		#13B	
34-914		#14B	
34-915		#15B	
34-916		#16B	
34-917		#17B	
34-918		#18B	
34-919		#19B	
34-800		Bottom pins	
34-801	#1A		
34-802	#2A		
34-803	#3A		
34-804	#4A		
34-805	#5A		
34-806	#6A		
34-807	#7A		
34-808	#8A		
34-809	#9A		
34-950	Everest & Everest 29 check pin	-	\$2.30

Ordering
Shaded prices are
specified in unit
quantities
(per piece) and must
be ordered in multiples.
 Example:
 Order 100 34-300,
 Receive 1 bag of 100
 pins. Price = \$10.00

SFIC CAPS		
Part #	Description	Price
34-952	21C Cap	Order in multiples of 500 \$0.10

SFIC SPRINGS		
Part #	Description	Price
C504-114	20S Tumbler spring	Order in multiples of 500 \$0.10
C504-116	Everest & Everest 29 check spring pin	Order in multiples of 100 \$0.26

SFIC PLUG RETAINER		
Part #	Description	Price
C603-936	Plug retainer	Order in multiples of 20 \$2.60

Note: SFIC plug retainer is compatible with SFIC Everest products manufactured after October 18, 2002.

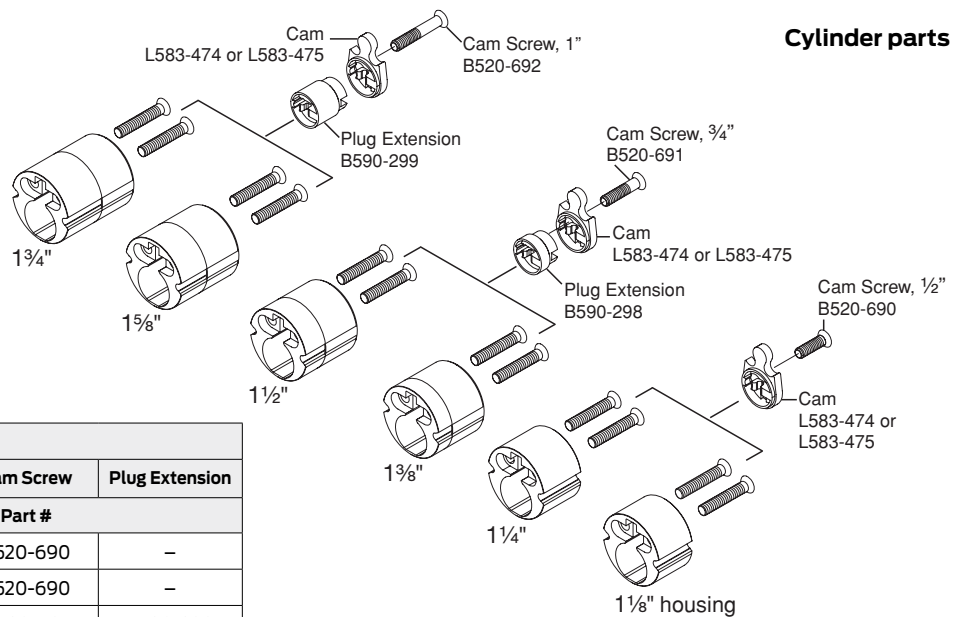
PARTS

L PINS FOR SL CYLINDERS			
Part #	Description	Price	
90-200	L-PIN, 0	\$1.20	
90-201	L-PIN, 1		
90-202	L-PIN, 2		
90-203	L-PIN, 3		
90-204	L-PIN, 4		
90-205	L-PIN, 5		
90-206	L-PIN, 6		
90-207	L-PIN, 7		
90-208	L-PIN, 8		
90-209	L-PIN, 9		
90-200-2	L-PIN, MASTER, 0,2		
90-200-4	L-PIN, MASTER, 0,4		
90-200-6	L-PIN, MASTER, 0,6		
90-200-8	L-PIN, MASTER, 0,8		
90-201-3	L-PIN, MASTER, 1,3		
90-201-5	L-PIN, MASTER, 1,5		
90-201-7	L-PIN, MASTER, 1,7		
90-201-9	L-PIN, MASTER, 1,9		
90-202-4	L-PIN, MASTER, 2,4		
90-202-6	L-PIN, MASTER, 2,6		
90-202-8	L-PIN, MASTER, 2,8		
90-203-5	L-PIN, MASTER, 3,5		
90-203-7	L-PIN, MASTER, 3,7		
90-203-9	L-PIN, MASTER, 3,9		
90-204-6	L-PIN, MASTER, 4,6		
90-204-8	L-PIN, MASTER, 4,8		
90-205-7	L-PIN, MASTER, 5,7		
90-205-9	L-PIN, MASTER, 5,9		
90-206-8	L-PIN, MASTER, 6,8		
90-207-9	L-PIN, MASTER, 7,9		
Order single cut and master L pins in multiples of 20			
90-201-3-5	L-PIN, CROSS-KEY, 1,3,5		\$1.20
90-201-3-7	L-PIN, CROSS-KEY, 1,3,7		
90-201-3-9	L-PIN, CROSS-KEY, 1,3,9		
90-201-5-7	L-PIN, CROSS-KEY, 1,5,7		
90-201-5-9	L-PIN, CROSS-KEY, 1,5,9		
90-201-7-9	L-PIN, CROSS-KEY, 1,7,9		
90-203-5-7	L-PIN, CROSS-KEY, 3,5,7		
90-203-5-9	L-PIN, CROSS-KEY, 3,5,9		
90-203-7-9	L-PIN, CROSS-KEY, 3,7,9		
90-205-7-9	L-PIN, CROSS-KEY, 5,7,9		
90-201-3-5-7	L-PIN, CROSS-KEY, 1,3,5,7		
90-201-3-5-9	L-PIN, CROSS-KEY, 1,3,5,9		
90-201-5-7-9	L-PIN, CROSS-KEY, 1,3,7,9		
90-203-5-7-9	L-PIN, CROSS-KEY, 3,5,7,9		
90-201-3-5-7-9	L-PIN, CROSS-KEY, 1,3,5,7,9		
90-200-2-4	L-PIN, CROSS-KEY, 0,2,4		
90-200-2-4	L-PIN, CROSS-KEY, 0,2,4		
90-200-2-8	L-PIN, CROSS-KEY, 0,2,8		
90-200-4-6	L-PIN, CROSS-KEY, 0,4,6		
90-200-4-8	L-PIN, CROSS-KEY, 0,4,8		
90-200-6-8	L-PIN, CROSS-KEY, 0,6,8		
90-202-4-6	L-PIN, CROSS-KEY, 2,4,6		
90-202-4-8	L-PIN, CROSS-KEY, 2,4,8		
90-202-6-8	L-PIN, CROSS-KEY, 2,6,8		
90-204-6-8	L-PIN, CROSS-KEY, 4,6,8		
90-200-2-4-6	L-PIN, CROSS-KEY, 0,2,4,6		
90-200-2-4-8	L-PIN, CROSS-KEY, 0,2,4,8		
90-200-2-6-8	L-PIN, CROSS-KEY, 0,2,6,8		
90-202-4-6-8	L-PIN, CROSS-KEY, 2,4,6,8		
90-200-2-4-6-8	L-PIN, CROSS-KEY, 0,2,4,6,8		
Order cross-key L pins in multiples of 20			

SPRINGS FOR SL CYLINDERS		
Part #	Description	Price
C604-472	Spring, Locking Sidebar	\$0.28
C603-952	End Cap Pin Spring	
C603-951	L Pin Spring	
C604-472	Check Pin Spring	
Order in multiples of 100		

END CAP AND END CAP PIN FOR SL		
Part #	Description	Price
90-211	End Cap	\$2.40
90-002	End Cap Pin	\$0.28
Order in multiples of 50		

CYLINDER PARTS FOR SL		
Part #	Description	Price
90-214	Locking Side Bar	\$5.40
C604-471	Retaining Clip	\$0.74
34-950	Check Pin, Everest B, Everest 29 R	\$2.30
90-212	Top Cover	\$0.16
Order in multiples of 50		

PARTS


MODULAR HOUSING INTERCHANGEABILITY				
Housing		Cam	Cam Screw	Plug Extension
Part #	Size		Part #	
B520-721	1-1/8"	L583-474	B520-690	-
B520-722	1-1/4"	L583-475	B520-690	-
B520-723	1-3/8"	L583-474	B520-691	B590-298
B520-724	1-1/2"	L583-475	B520-691	B590-298
B520-725	1-5/8"	L583-474	B520-692	B590-299
B520-726	1-3/4"	L583-475	B520-692	B590-299

Plugs, Key-in-Knob/Lever, Deadlock and Mail Box		
Part #	Description	Price
33-005*	5-Pin (except F51 and F80), C, CE, E and F keyways only	\$51.50
33-137	6-Pin Classic Standard	
33-007	Sargent & Yale, Classic Standard	
33-059*	5-Pin, F, FA-Series Knobs, BEL, GEO, PLY, AND, DNB (C keyway only)	\$33.50
33-059-149*	5-Pin, F-Series Knobs, ORB, C keyway only	
33-060	Corbin Russwin CK4200, UT5200 Classic Standard	\$51.80
33-065*	5-Pin, F, FA-Series Levers, ACC, AVA, FLA, CLT, CHP, STA (C keyway only)	\$34.70
33-080	Corbin Russwin CK4200, UT5200 Classic Primus UL437 / Classic Primus XP UL437	\$130.00
33-081	Corbin Russwin CK4200, UT5200 Classic Primus / Classic Primus XP	\$92.20
33-119	Everest Primus / Everest Primus XP and Everest 29 Primus / Everest 29 Primus XP	\$96.70
33-154	Classic Primus UL437 / Classic Primus XP UL437	\$125.00
33-136	Classic Primus / Class Primus XP	\$96.70
33-162	Sargent & Yale, Classic Primus UL437 / Classic Primus XP UL437	\$130.00
33-163	Sargent & Yale, Classic Primus / Classic Primus XP	\$92.80
33-167	B600 Plug, Classic	\$63.00
33-186	B600 Plug, Everest	\$67.90
33-213	PLUG, CYL, KIK, SL, 7-PIN	\$54.60
33-214	PLUG, CYL, KIK, SL, 7-PIN, PRIMUS XP	\$96.70
33-216	6-pin Classic, hotel function	\$73.10
33-221	Everest Primus UL437/Everest Primus XP UL437 & Everest 29 Primus UL437/ Everest 29 Primus XP UL437	\$130.00
33-222	Corbin Russwin CK4200, UT5200, Everest Primus / Everest Primus XP and Everest 29 Primus / Everest 29 Primus XP	\$92.80
33-223	Corbin Russwin CK4200, UT5200, Everest Primus UL437/Everest Primus XP UL437 & Everest 29 Primus UL437/ Everest 29 Primus XP UL437	\$130.00
33-224	Sargent & Yale, Everest Primus / Everest Primus XP and Everest 29 Primus / Everest 29 Primus XP	\$92.80
33-225	Sargent & Yale, Everest Primus UL437/Everest Primus XP UL437 & Everest 29 Primus UL437/ Everest 29 Primus XP UL437	\$130.00
33-138	Everest & Everest 29 Standard	\$54.60
33-231	Sargent & Yale, Everest & Everest 29 Standard	
33-232	Corbin Russwin CK4200, UT5200, Everest & Everest 29 Standard	
33-233	Mail box 20-030 Everest & Everest 29 Standard	
33-234	Mail box 20-033, 20-066, 20-067, 20-069 Everest & Everest 29 Standard	
33-235	Everest & Everest 29 hotel function	\$73.10
33-616	Mail box 20-033, 20-066, 20-067, 20-069 Classic Standard	\$54.90
33-806	Mail box 20-030 Classic Standard	
Notes:	Specify finish: 606 (430 for F-Series Knobs & Levers) and 626 (429 for F-Series Knobs & Levers).	

* These plugs are pre-drilled for lost ball construction keying (33-005 is pre-drilled in C keyway only).

PARTS

CYLINDERS

MODULAR CYLINDERS PLUGS-KEY IN LEVER/ KNOB			
Part #	Description	Open keyway price	Restricted keyway price
33-137	6 Pins, Plug, Classic	\$51.50	\$75.50
33-138	6 Pins, Plug, Everest	\$54.60	\$78.60
33-136	6 Pins, Plug, Classic Primus / Primus XP	\$96.70	\$120.70
33-119	6 Pins, Plug, Everest Primus / Primus XP	\$96.70	\$120.70

PLUGS, FULL SIZE INTERCHANGEABLE CORE			
Part #	Description	Open keyway price	Restricted keyway price
33-058*	Classic Standard	\$56.40	\$80.40
33-133	Everest & Everest 29 Standard hotel function		
33-139	Everest Primus / Everest Primus XP and Everest 29 Primus / Everest 29 Primus XP	\$97.40	\$121.40
33-160	Classic Primus / Classic Primus XP		
33-236	Everest & Everest 29 Standard	\$77.00	\$101.00

Notes:

Specify 606 or 626 finish.

IC cap pins and cap pin springs must be ordered separately.

*For L-Series Classic hotel cylinders, specify "warded."

KEY IN LEVER/ KNOB -MODULAR CYLINDERS TYPE		
Part #	Description	Price
A508-653	6 Pin, Body & Cover, Classic, Everest, Everest 29	\$40.50
A508-655	6 Pin, Body & Cover, Primus/Primus XP	\$76.10
33-213	Plug, Cyl, Kik, Sl, 7-Pin	\$54.60
33-214	Plug, Cyl, Kik, Sl, 7-Pin, Primus	\$96.70

BACK HOUSINGS-MODULAR CYLINDER		
Part #	Description	Price
B520-721	Back Housing, Mortise 1-1/8"	\$11.40
B520-722	Back Housing, Mortise 1-1/4"	\$11.40
B520-723	Back Housing, Mortise 1-3/8"	\$11.40
B520-724	Back Housing, Mortise 1-1/2"	\$45.10
B520-725	Back Housing, Mortise 1-5/8"	\$45.10
B520-726	Back Housing, Mortise 1-3/4"	\$45.10
B520-727	Back Housing, Rim	\$11.40
K110-480 316	Front housing 643e finish	\$11.40
K110-480 605	Front housing 605 finish	\$11.40
K110-480 606	Front housing 606 finish	\$11.40
K110-480 609	Front housing 609 finish	\$11.40
K110-480 612	Front housing 612 finish	\$11.40
K110-480 613	Front housing 613 finish	\$15.10
K110-480 619	Front housing 619 finish	\$11.40
K110-480 622	Front Housing 622 finish	\$11.40
K110-480 625	Front housing 625 finish	\$11.40
K110-480 626	Front housing 626 finish	\$7.90
K110-480 629	Front housing 629 finish	\$11.40
K110-480 630	Front housing 630 finish	\$11.40

PARTS

BACK HOUSINGS-MODULAR CYLINDER		
Part #	Description	Price
		Order in Multiples of 100
B520-690	Screw, Cam , 5-40 X 1/2" (for modular cylinders length 1-1/8" & 1-1/4")	\$0.30
B520-691	Screw, Cam , 5-40 X 3/4" (for modular cylinders length 1-3/8" & 1-1/2")	\$0.54
B520-692	Screw, Cam , 5-40 X 1" (for modular cylinders length 1-5/8" & 1-3/4")	\$0.74
B520-693	Modular cylinder housings screws, 8-32 X 7/8"	\$2.30
B590-298	Plug extension 1-3/8", 1-1/2"	\$3.50
B590-299	Plug extension 1-5/8", 1-3/4"	\$3.50

SHELLS, KEY-IN-KNOB/LEVER, DEADLOCK AND MAIL BOX		
Part #	Description	Price
A100-049	Sargent 8 Line Everest & Everest 29 Standard	\$46.80
A100-050	Sargent 6 Line Everest & Everest 29 Standard	
A100-051	Mail box 20-033, 20-066, 20-067, 20-069 Everest & Everest 29 Standard	
C203-726	Corbin Russwin CK4200, UT5200 Everest & Everest 29 Standard	
A508-655	6-Pin, Body & Cover, Primus / Primus XP	\$76.10
A201-690	Corbin Russwin CK4200, UT5200 Primus / Primus XP	\$81.20
A201-691	Corbin Russwin CK4200, UT5200 Classic Standard	\$40.50
A508-653	6 Pin, Body & Cover, Classic/Classic, Everest, Everest 29	
A201-848	5-Pin Classic (except F-Series Knobs & Levers)	
A100-045	Sargent 8 Line Classic Standard	
A100-046	Sargent vertical Standard	\$83.10
A100-047	Sargent 8 Line Primus® / Primus XP	
A100-048	Sargent vertical Primus / Primus XP	

SHELLS, INTERCHANGEABLE CORE			
Part #	Specify Finish	Description	Price
B220-006	•	Everest & Everest 29 Standard	\$46.80
B220-117	•	Everest & Everest 29 hotel function, Schlage logo	
B220-280	•	Primus / Primus XP	\$95.10
B220-282	•	6-Pin Classic Standard (except hotel function)	\$45.00
B220-284	•	Classic hotel function, Schlage logo	
Note:	Finishes: 606 and 626 only.		

MODULAR CYLINDERS MORTISE AND RIM CYLINDERS COMPONENTS & SERVICE KITS		
Part #	Description	Price
09-992	Service kit- Back Housing for 1-1/8" length	\$11.60
	Back Housing B520-721 Mortise 1-1/8", 2 Housing screws B520-693, cam screw B520-690	
	Order front housing and cam separately	
09-993	Service kit-Back Housing for 1-1/4" length	\$13.20
	B520-722 Mortise 1-1/4", 2 Housing screws B520-693, cam screw B520-690	
	Order front housing and cam separately	

Ordering shaded prices are specified in unit quantities (per piece) and must be ordered in multiples.
 Example: Order 100 B520-690,
 Receive 1 bag of 100 cam screws. Price = \$28.00

MODULAR CYLINDERS MORTISE AND RIM CYLINDERS COMPONENTS & SERVICE KITS		
Part #	Description	Price
09-994	Service kit -back housing for 1-3/8" length	\$21.00
	B520-723 Back Housing Mortise 1-3/8", plug extension B590-298, cam screw B520-691,	
	2 housing screws B520-693. Order front housing and cam separately	
09-995	Service kit- back housing for 1-1/2" length Back Housing,	\$54.60
	B520-724 Mortise 1-1/2", 2 Housing screws B520-693, plug extension B590-298,	
	cam screw B520-691. Order front housing and cam separately	
09-996	Service kit- back housing for 1-5/8" length	\$54.60
	Back Housing, B520-725 Mortise 1-5/8", 2 Housing screws B520-693, plug extension	
	B590-299, cam screw B520-692. Order front housing and cam separately	
09-997	Service kit-back housing for 1-3/4" length	\$54.60
	Back Housing, B520-726 Mortise 1-3/4", 2 Housing screws B520-693,	
	plug extension B590-299, cam screw B520-692. Order front housing and cam separately	
09-998	Service kit-back housing Rim Cyl	\$27.30
	Back Housing Rim B520-727, housing screws B520-693, Tail piece B502-899,	
	Driver B502-310, back plate & screws B202-328. Order front housing and cam separately	

TAILPIECES AND ACTUATORS (KIL.KIK)			
Part #	Description	Lock Series	Price each
A201-934	Classic conventional non modular cylinders	A73 Orbit	\$12.10
A301-337	A and H Series - modular cylinder (includes SL and Primus) in all keyways	A, H	\$12.10
A301-338		A, H Orbit	\$12.10
A301-339		A73 Orbit	\$12.10
A501-693		Faculty Restroom function. Requires C503-767 driver	A85, H185 Orbit
A501-991	Faculty Restroom function. Requires C503-767 driver	A85, H185 (except Orbit)	\$12.70
A508-606	Classic conventional non modular	A, H	\$4.00
A508-614	Classic conventional non modular	Orbit	\$2.60
A700-031	All except hotel function	ALX (except 70)	\$2.60
A700-023	Faculty Restroom function. Requires C503-767 driver	AL85	\$8.20
C503-524	Knobs (Modular, Primus and Everest), Levers (Classic keyways prior to June 2010)	D	\$2.60
C604-243	Levers (Modular, Primus and Everest), Knobs (Classic keyways prior to June 2010)	D	\$2.60
C604-107	Knobs, hotel function, thick door. Requires C503-767 driver	D85	\$14.40
C604-348	Levers, hotel function. Requires C503-767 driver	D85	\$8.20
N523-022	Modular cylinders all keyway families (Classic, Everest, Everest 29 & Primus)	ALX - UL437 (except 70)	\$2.60
N523-023	Classic Conventional (silver) non modular	ND	\$2.60
N523-123	Faculty Restroom function. Requires C503-767 driver	ND85	\$7.90
S605-228	Classic Conventional non modular.	S, S200	\$3.70
S605-231	Modular cylinders all keyway families (Classic, Everest, Everest 29 & Primus)	S, S200	\$12.70

HOTEL FUNCTION INDICATOR PINS, ETC.		
Part #	Description	Price each
C503-767	Driver for hotel tailpieces	\$2.80
C603-195	Obstruction pin, Classic (not compatible with Quad keyway cylinders manufactured before 1999)	\$2.10
C604-144	Indicator pin spring, Classic (order in multiples of 100)	\$0.34
C604-362	Obstruction pin, Everest & Everest 29	\$2.10
C604-368	Indicator pin, Everest & Everest 29	\$6.50

PARTS

HOTEL FUNCTION INDICATOR PINS, ETC.		
Part #	Description	Price each
C604-369	Indicator pin spring, Everest & Everest 29 (order in multiples of 100)	\$0.72
C604-371	Indicator pin, Classic (except Reverse sections)	\$6.80
C604-372	Indicator pin, Classic (Reverse sections)	\$6.80

AD SERIES LOCK - TAILPIECES			
Part #	Description	Keyways	Price each
C603-524	All AD Cylindrical Locks - CY (All lever styles)	Classic non modular	\$2.60
	AD Exit -993R, 993S, 993M (ATH/BAT lever styles)		
C604-243	All AD Cylindrical Locks (All lever styles)	Modular Cylinder all keyway families	\$2.60
	AD Exit -993R, 993S, 993M (ATH/BAT lever styles)		
23538077	All AD Mortise locks - MS/MD (All lever styles)	Classic non modular	\$2.60
	AD Exit -993R, 993S, 993M (except ATH/BAT lever styles)		
23538085	All AD Mortise locks - MS/MD (All lever styles)	Modular Cylinder all keyway families	\$2.60
	AD Exit -993R, 993S, 993M (except ATH/BAT lever styles)		

MISCELLANEOUS PARTS		
Part #	Description	Price each
F605-038	F Series plug retainer (order in multiples of 100)	\$0.26
KZ32DA0	KS Padlocks-Series cylinder driver (order in multiples of 30)	\$3.00
KZ33DC0	KC Cable-Series driver mounting screw (order in multiples of 30)	\$1.80
KZ34CA0	KC Cable-Series cylinder cap (order in multiples of 30)	\$2.70
KZ34ED0	KC Cable-Series cylinder cap pin (order in multiples of 30)	\$1.00
KZ34DA0	KC Cable -Series driver (order in multiples of 30)	\$3.20
KZ38BA1	KS Padlocks 20, 40, 70, 80, 90 and KC-Series cylinder housing (order in multiples of 20)	\$10.50
KZ38BA2	KS Padlock10 and KC-Series cylinder housing (order in multiples of 20)	\$10.50
S605-192	S, S200 sleeve	\$2.70
S605-228	S, S200 driver	\$3.70

COMPETITOR CYLINDER PARTS		
Part #	Description	Price each
A301-043	Tailpiece - Yale Levers	\$6.50
A301-338	Tailpiece - Corbin Russwin CL3400/CL3600	\$12.10
B520-409	Tailpiece - Yale Knobs	\$40.20
C303-437	Tailpiece - Sargent 7, 8, 9 (Assembly with cap)	\$17.60
C604-243	Tailpiece - Sargent 6, 7L, 8L, 10 Line	\$2.60
A501-783	Blocking disc, Yale levers \$5.50	\$6.80
B520-408	Sleeve, Yale cylinders 5.40	\$6.70
B520-407	Washer, Sargent 6.80	\$8.40
C607-062	Spacer, Corbin Russwin CL3300 3.80	\$4.80

CYLINDERS

KEYS

CYLINDER PARTS

CL SERIES

PARTS

B500 - TAILPIECES			
Part #	Description	Door thickness	Price each
B520-651	Single Cylinder, B560P, B563P	1-3/8" – 1-3/4"	\$3.50
B520-652		< 1-3/4" – 2-1/4"	\$3.50
B202-957	Single Cylinder, B560GD, B560BD, B563GD, B563BD	1-3/8" – 2-1/4"	\$3.50
B600-041	Single Cylinder, B560R, B563R	1-3/8" – 2-1/4"	\$3.50
B520-667	Single Cylinder, B561	1-3/8" – 2-1/4"	\$3.50
B600-045	Double Cylinder, B562P (Classic Non-Modular)	1-3/8" – 1-3/4"	\$3.50
B600-046		1-3/8" – 2-1/4"	\$3.50
B600-085	Double Cylinder, B562P (Everest/Primus, Classic Modular)	1-3/8" – 1-3/4"	\$3.50
B600-086		< 1-3/4" – 2-1/4"	\$3.50
B202-580	Double Cylinder, B562GD, B562BD	1-3/8" – 2"	\$3.50
B600-040	Double Cylinder, B562R	1-3/8" – 2-1/4"	\$3.50
B600-041	Keyless B580, B581	1-3/8" – 2-1/4"	\$3.50
B600-041 1-3/8" – 2-1/4" Keyless B571 B520-653	Keyless B571	1-3/8" – 2-1/4"	\$3.50

MISCELLANEOUS PARTS		
Part #	Description	Price each
36-086	Collar (Trim ring)	\$12.20
B600-071	Washer	\$1.00
B300-108	Cylinder Retaining Screw	\$1.70
B520-541	Security insert for collar	\$14.40
B302-043	Housing, outside cylinder, conventional	\$42.20
B520-648	Housing, inside cylinder, conventional	\$42.20
B600-092	Inside snap-on faceplate only, for all non-IC double cylinder deadlock	\$3.60
B520-298	Retaining screw for all B250, H, S200, and CS200 Series cylinders	\$0.96

B500 SERIES IC HOUSINGS		
Part #	Description	Price each
B600-029	Driver, B560/562J	\$6.80
B610-032	Cotter pin for tailpiece, B560/562J (1 = pack of 50)	\$57.90
B600-106	Driver, SFIC	\$21.50
B600-107	Throw member, SFIC	\$3.90
B600-108	Waldes retaining ring, B560/562BD (multiples of 100)	\$0.48
B610-014	Inside snap-on faceplate for SFIC double cylinder deadlocks	\$12.10
B610-031	Inside snap-on faceplate for full size IC double cylinder deadlocks	\$12.90
B610-040	Tailpiece and cotter pin, B562J	\$18.70
B610-041	Tailpiece and cotter pin, B560J	\$18.40

B250 SERIES IC HOUSINGS		
Part #	Description	Price each
36-086	Collar (Trim ring)	\$12.20
B520-235	Driver	\$6.80
B520-240	Waldes retainer (order in multiples of 100)	\$0.70
B520-541	Security insert for collar	\$14.40

PARTS

MISCELLANEOUS PARTS		
B600/700 SERIES IC HOUSINGS		
Part #	Description	Price each
B202-370	Tailpiece, B662BD	\$3.00
B202-453	Tailpiece, B662BD thick door	\$10.60
B202-557	Tailpiece, B660BD/B663BD	\$3.00
B220-032	Tailpiece, B661BD	\$3.60
B600-089	1-1/8" Collar, B600 all IC models	\$84.20
B520-240	Waldes retaining ring B662J (order in multiples of 100)	\$0.70
B600-029	Driver, B660/662J/663J	\$6.80
B610-032	Cotter pin for tailpiece, B660/662J/663J (1 = pack of 50)	\$57.90
B600-106	Driver, SFIC	\$21.50
B600-107	Throw member for SFIC models	\$3.90
B600-108	Waldes retaining ring B660/662BD (order in multiples of 100)	\$0.48
B610-014	Inside snap-on faceplate for SFIC double cylinder deadlocks	\$12.10
B610-031	Inside snap-on faceplate for full size IC double cylinder deadlocks	\$12.90
B610-040	Tailpiece and cotter pin, B662J	\$18.70
B610-041	Tailpiece and cotter pin, B660J, B661J, B663J	\$18.40
B600/700/800 SERIES		
Part #	Description	Price each
B520-298	Cylinder retaining screw	\$0.96
B600-070	7/8" Collar (trim ring) for 1-5/8" – 2-1/2" door (standard)	\$79.50
B600-089	1-1/8" Collar (trim ring) for 1-3/8" – 1-5/8" door	\$84.20
B600-090	Inside housing only (for B662, B762 & B862)	\$41.40
B600-092	Inside snap-on face plate	\$3.60
B610-024	Dummy cylinder faceplate and outside housing	\$65.60
B610-025	Housing, outside	\$41.40
B610-071	Washer	\$1.10
C603-098	Security disc (Order in multiples of 100)	\$0.50
B610-041	B680 (non-keyed)	\$18.40
B610-042	B661, B664 Classic Conventional Non Modular	\$9.40
B610-043	B661, B664 Classic Conventional thick door Non Modular	\$9.40
B610-044	B660, B663 Classic Conventional Non Modular	\$9.40
B610-045	B662 Classic Conventional Non Modular	\$12.60
B610-046	B662 Classic Conventional thick door Non Modular	\$12.60
B610-082	B661, B664 Classic Conventional Modular	\$8.90
B610-083	B661, B664 Classic Conventional thick door Modular	\$10.80
B610-084	B660, B663 Classic Conventional Modular	\$17.40
B610-085	B662 Classic Conventional Modular	\$17.40
B610-086	B662 Classic Conventional thick door Modular	\$17.40

PARTS

MISCELLANEOUS PARTS		
S200 SERIES (AFTER FEB-2008)		
Part #	Description	Price each
36-086	Collar (Trim ring)	\$12.20
B520-541	Security insert for collar	\$14.40
B600-029	Driver	\$6.80
B600-032	Cotter Pin (order in multiples of 100)	\$0.64
B600-041	Tailpiece (IC)	\$3.50
B520-685	Tailpiece	\$3.50
B600-071	Washer	\$1.00

B500 SERIES IC HOUSINGS			
Part #	Description	Door thickness	Price each
B610-204	Single Cylinder, Small Format Interchangeable Core (Outside)	1-3/8" - 2-1/4"	\$73.10
B610-203	Single Cylinder, Full Size Interchangeable Core (Outside)	1-3/8" - 2-1/4"	\$78.80
B610-204	Double Cylinder, Small Format Interchangeable Core (Outside)	1-3/8" - 2-1/4"	\$73.10
B610-281	Double Cylinder, Small Format Interchangeable Core (Inside)	1-3/8" - 2-1/4"	\$73.10
B610-205	Double Cylinder, Full Size Interchangeable Core (Outside)	1-3/8" - 2-1/4"	\$78.80
B610-028	Double Cylinder, Full Size Interchangeable Core (Inside)	1-3/8" - 2-1/4"	\$80.90

COLLARS (TRIM RINGS AND SECURITY INSERTS), B250, H, AND S200-SERIES		
Part #	Description	Price each
02-037	MD160 Series decorative cylinder rose, specify design	\$13.30
36-066	Trim ring, 1/8"	\$11.70
36-067	Trim ring, 7/16"	\$16.30
36-068	Security insert, 1/8"	\$7.20
36-069	Security insert, 7/16"	\$13.70
36-070	Security insert pack, 36-068 1/8" and 36-069 7/16"	\$21.40
36-071	Trim ring and security insert pack, 36-066 and 36-068 1/8"	\$18.60
36-072	Trim ring and security insert pack, 36-067 and 36-069 7/16"	\$29.90
B520-541	Security insert, 1" for interchangeable core	\$14.40
36-085	Trim ring and security insert pack, B520-541 and 36-086 1"	\$34.60
36-086	Trim ring, 1"	\$12.20

LAZY TAILPIECES, B250, H, AND S200-SERIES		
Part #	Description	Price each
B202-269	Double cylinder 0.810"	\$3.00
B202-369	Double cylinder 0.685"	\$3.00
B202-370	Double cylinder 0.550"	\$3.00
B202-453	Double cylinder 0.622"	\$10.60
B202-557	Single cylinder 1.850"	\$3.00
B202-558	Single cylinder 2.000"	\$3.00
B202-580	Double cylinder 0.450"	\$3.50
B202-957	Single cylinder 1.410"	\$3.50
B220-032	Double cylinder 1.031"	\$3.60

PARTS

LAZY TAILPIECES, B250, H, AND S200-SERIES		
Part #	Description	Price each
B220-036	Double cylinder 1.375"	\$9.20
B502-999	S200 2.500"	\$4.80
B520-236	Double cylinder 1.325"	\$6.80
B520-237	Double cylinder 1.100"	\$6.80
B520-242	Single cylinder 2.200"	\$15.60
B520-243	Single cylinder 2.600"	\$15.60
B590-443	Single cylinder 1.470"	\$3.60
E205-204	Single cylinder 3" breakoff	\$11.20
B520-375	Driver - Classic Non Modular	\$3.60
B502-949	Driver - Modular Cylinder All Keyway Families (Classic, Everest, Everest 29 & Primus)	\$2.20

CAMs NON MODULAR CYLINDERS (MORTISE)		
Part #	Description	Price each
B502-191	L9060 Straight Classic Standard	\$4.40
B502-292	Adams Rite MS Classic Standard	\$4.40
B502-380	Adams Rite 4070 Classic Standard	\$15.80
B502-944	Adams Rite MS Everest® & Primus®	\$4.40
B502-945	Adams Rite 4070 Everest & Primus	\$15.80
B502-948	L9060 Straight Everest & Primus	\$4.40
L583-153	L-Series Everest & Primus	\$4.40
L583-197	L-Series for Sargent and Yale non-IC cylinders	\$15.80
L583-198	L-Series for Corbin Russwin non-IC cylinders	\$15.80
L583-254	L-Series Classic Standard	\$4.40
XQ11-935	Inverted straight Everest and Primus (dogging)	\$7.00
XL11-895	L-Series for Corbin Russwin	\$15.80
B520-254	Cam for Falcon Exit Trim	\$15.20
B502-468	Camscrew, Classic Standard up to 1-3/8"	\$0.44
B502-942	Camscrew, Everest & Primus up to 1-3/8"	\$0.64
B502-943	Camscrew, Everest & Primus over 1-3/8"	\$0.86
B590-295	Camscrew, Classic Standard over 1-3/8"	\$0.60
B502-907	Falcon M Series Deadbolt	\$4.30
B520-295	Falcon 781C Trim	\$15.10
B520-295	Corbin Russwin DL4000/Corbin 420/Russwin 1503 (Classic keyways)	\$15.10
B520-366	Corbin Russwin DL4000/Corbin 420/Russwin 1503 (Everest and Primus)	\$15.80
B520-233	Corbin Russwin®ML2200 - except ML2255 and ML2242 IS (Classic keyways)	\$15.80
B520-309	Corbin Russwin®ML2200 - except ML2255 and ML2242 IS (Everest and Primus)	\$15.80
B520-223	Corbin Russwin A65 ML2200 master ring deadbolt functions Russwin cast iron residential locks. Best 40H Series & 30H Deadbolt function (Classic keyways)	\$15.80
B520-367	Corbin Russwin A65 ML2200 master ring deadbolt functions Russwin cast iron residential locks. Best 40H Series & 30H Deadbolt function (Everest and Primus)	\$15.80
B520-256	Yale® 2160 /Arrow® #004/ Sargent® 13-0660 (Classic keyways)	\$15.80
B520-329	Yale® 2160 /Arrow® #004/ Sargent® 13-0660 (Everest and Primus)	\$15.80

CYLINDERS

KEYS

CYLINDER PARTS

CL SERIES

PARTS

CAMS MODULAR CYLINDERS (MORTISE)		
Part #	Description	Price each
L583-476	L9060 for cylinder lengths 1-1/8", 1-3/8" and 1-5/8"	\$3.80
L583-477	L9060 for cylinder lengths 1-1/4", 1-1/2" and 1-3/4"	\$3.80
B520-743	Cam, Cylinder Mortise. A/R 4070 for cylinder lengths 1-1/8", 1-3/8" and 1-5/8"	\$15.80
B520-744	Cam, Cylinder Mortise. A/R 4070 for cylinder lengths 1-1/4", 1-1/2" and 1-3/4"	\$15.80
L583-446	Adams Rite MS for cylinder lengths 1-1/8", 1-3/8" and 1-5/8"	\$3.90
L583-447	Adams Rite MS for cylinder lengths 1-1/4", 1-1/2" and 1-3/4"	\$3.90
L583-474	L-Series for cylinder lengths 1-1/8", 1-3/8" and 1-5/8"	\$3.80
L583-475	L-Series for cylinder lengths 1-1/4", 1-1/2" and 1-3/4"	\$3.80
B520-690	Camscrew, (5-40 x 1/2") for 1-1/8" & 1-1/4" cylinder length \$0.24	\$0.30
B520-691	Camscrew, (5-40 x 3/4") for 1-3/8" & 1-1/2" cylinder length 0.46	\$0.54
B520-692	Camscrew, (5-40 x 1") for 1-5/8" & 1-3/4" cylinder length 0.62	\$0.74
B520-693	Modular Housing Screw (8-32 x 7/8")	\$2.30
B590-295	Classic Standard over 1-3/8"	\$0.60
B520-738	Falcon M Series Deadbolt for cylinder lengths 1-1/8", 1-3/8" and 1-5/8"	\$15.20
B520-739	Falcon M Series Deadbolt for cylinder lengths 1-1/4", 1-1/2" and 1-3/4"	\$15.20
L583-638	Falcon MA (except MA381) Series for cylinder lengths 1-1/8", 1-3/8" and 1-5/8"	\$14.30
L583-639	Falcon MA (except MA381) Series for cylinder lengths 1-1/4", 1-1/2" and 1-3/4"	\$14.30
B520-730	Corbin Russwin DL4000/Corbin 420/Russwin 1503 (1-1/8", 1-3/8" and 1-5/8")	\$15.80
B520-731	Corbin Russwin DL4000/Corbin 420/Russwin 1503 (1-1/4", 1-1/2" and 1-3/4")	\$15.80
B520-732	Corbin Russwin®ML2200 - except ML2255 and ML2242 IS (1-1/8", 1-3/8" and 1-5/8")	\$15.80
B520-733	Corbin Russwin®ML2200 - except ML2255 and ML2242 IS (1-1/4", 1-1/2" and 1-3/4")	\$15.80
B520-734	Corbin Russwin A65 ML2200 master ring deadbolt functions Russwin cast iron residential locks. Best 40H Series & 30H Deadbolt function (1-1/8", 1-3/8" and 1-5/8")	\$15.80
B520-735	Corbin Russwin A65 ML2200 master ring deadbolt functions Russwin cast iron residential locks. Best 40H Series & 30H Deadbolt function (1-1/4", 1-1/2" and 1-3/4")	\$15.80
B520-736	Yale® 2160 /Arrow® #004/ Sargent® 13-0660 (1-1/8", 1-3/8" and 1-5/8")	\$15.80
B520-737	Yale® 2160 /Arrow® #004/ Sargent® 13-0660 (1-1/4", 1-1/2" and 1-3/4")	\$15.80
L583-476	BEST 30H latch function (1-1/8", 1-3/8" and 1-5/8")	\$3.80
L583-477	BEST 30H latch function (1-1/4", 1-1/2" and 1-3/4")	\$3.80
B520-780	SL - Corbin Russwin DL4000/Corbin 420/Russwin 1503 (w/91-051 118 only)	\$15.80
B520-781	SL - Corbin Russwin DL4000/Corbin 420/Russwin 1503 (w/91-051 114 only)	\$15.80
B520-782	SL - Corbin Russwin®ML2200 - except ML2255 and ML2242 IS (w/91-051 118 only)	\$15.80
B520-783	SL - Corbin Russwin®ML2200 - except ML2255 and ML2242 IS (w/91-051 114 only)	\$15.80
B520-784	SL - Corbin Russwin A65 ML2200 master ring deadbolt functions Russwin cast iron residential locks. Best 40H Series & 30H Deadbolt function (w/91-051 118 only)	\$15.80
B520-785	SL - Corbin Russwin A65 ML2200 master ring deadbolt functions Russwin cast iron residential locks. Best 40H Series & 30H Deadbolt function (w/91-051 114 only)	\$15.80
B520-786	SL - Yale® 2160 /Arrow® #004/ Sargent® 13-0660 (w/91-051 118 only)	\$15.80
B520-787	SL - Yale® 2160 /Arrow® #004/ Sargent® 13-0660 (w/91-051 114 only)	\$15.80

PARTS

CAMS INTERCHANGEABLE CORE - FSIC & SFIC (MORTISE)		
Part #	Description	Price each
B520-378	Adams Rite 4070	\$15.80
K510-680	L9060 Outside	\$4.40
K510-711	Adams Rite MS	\$4.40
K510-730	Straight cam	\$4.40
L583-255	L-Series (except L9060 outside)	\$4.40
B520-698	Falcon Series MA Mortise Lock	\$15.90
K510-730	Cam for Falcon Exit Device Trims	\$4.40
XB12-046	Falcon M Series Deadbolt	\$14.70
B520-253	Corbin Russwin®ML2200 - except ML2255 and ML2242 IS	\$15.80
B520-360	Corbin Russwin A65 ML2200 master ring deadbolt functions Russwin cast iron residential locks. Best 40H Series & 30H Deadbolt function	\$15.80
B520-296	Yale® 2160 /Arrow® #004/ Sargent® 13-0660	\$15.80

FSIC MORTISE CYLINDER PARTS		
Part #	Description	Price each
L583-200	Cam screw (order in multiples of 100)	\$0.54
C604-334	* Driver, universal	\$8.10
K510-474	Friction washer	\$3.50

SFIC MORTISE CYLINDER PARTS		
Part #	Description	Price each
B520-484	Cam screw (order in multiples of 100)	\$0.52
B520-483	Throw member (driver)	\$8.10
B220-050	Adams Rite set screw pack	\$3.50

BLOCKING AND COMPRESSION RINGS (SPECIFY FINISH)		
Part #	Description	Price each
36-079	Blocking ring for use without compression ring. Availabe - 012 thru -050 thickness.	\$17.90
36-082	Blocking ring for use with compression ring. Availabe - 012 thru -050 thickness.	\$15.60
36-083	Compression ring and spring	\$12.90
L583-195	Compression ring spring	\$2.10

CORBIN RUSSWIN MASTER RING PARTS		
Part #	Description	Price each
B202-339	Reducing bushing and screws	\$127.00
B502-486	Classic Standard - Non Modular Cylinders	\$44.20
B502-946	Everest & Primus - Non Modular Cylinders	\$52.10
XB11-825	Interchangeable core - Non Modular Cylinders	\$45.90
B520-728	Modular Cylinders (all keyways) length 1-1/8", 1-3/8", 1-5/8"	\$52.10
B520-729	Modular Cylinders (all keyways) length 1-1/4", 1-1/2", 1-3/4"	\$52.10
38-033	Trim Collar	\$14.40

CYLINDERS

KEYS

CYLINDER PARTS

CL SERIES

PARTS

RIM CYLINDER PARTS		
Part #	Description	Price each
36-066	Collar, IC cylinders	\$11.70
B202-328	Screws and backplate pack	\$10.20
B220-001	Tailpiece & driver, full size IC	\$16.80
B502-200	Backplate	\$2.10
B502-209	Mounting screw	\$2.10
B502-310-604	Driver, Conventional (non-IC) cylinder	\$1.80
B502-899	Tailpiece, Conventional (non-IC) cylinder and SFIC housing	\$3.90
B520-153	Ring, cylinder, NL	\$11.60
B520-361	Tailpiece retainer, full size IC (order in multiples of 100)	\$0.48
B520-365	Driver, SFIC	\$11.00
B600-107	Throw member for SFIC models	\$3.90

FULL SIZE INTERCHANGEABLE CORE PARTS		
Part #	Description	Price each
C503-115	Cap pin spring (Order in multiples of 100)	\$0.28
C503-118	Cap (Order in multiples of 25)	\$2.20
C603-827	Cap pin (Order in multiples of 100)	\$0.34
C603-956	Actuating ring	\$9.00
C603-964	Actuating pin (control top pin)	\$0.82
C603-967	Control bottom pin (Order in multiples of 100)	\$0.36
23446339	Driver, FSIC, AD-Series CY, MS, MD, 993R, 993 S, 993M	\$6.40

SMALL FORMAT INTERCHANGEABLE CORE PARTS		
Part #	Description	Price each
23446347	SFIC Driver	\$17.50
46929456	SFIC Driver, Spacer (6 pin core) & instruction sheet	\$19.90
N523-091	SFIC Driver (except ATH & 8AT)	\$15.30
09-774	SFIC Driver, Spacer (6 pin core) & instruction sheet (except ATH & 8AT)	\$19.20
23446347	SFIC Driver (ATH & 8AT)	\$17.50
46929456	SFIC Driver, Spacer (6 pin core) & instruction sheet (ATH & 8AT)	\$19.90

MISCELLANEOUS PARTS		
Part #	Description	Price each
B502-468	Screw, 2 required, 20-030 Classic (order multiples of 100)	\$0.44
B502-942	Screw, 20-030 Everest (order multiples of 100)	\$0.64
C503-346	Spacer, 20-033, 20-066, 20-067, 20-069	\$2.10
C604-050	Mounting bracket, 20-033	\$17.50
C604-051	Screw post, 2 req'd, 20-033	\$2.70
C604-052	Screw, 2 req'd, 20-033	\$3.60
C604-053	Lock washer, 2 req'd, 20-033	\$3.60
C604-088	Cam, 20-030 Classic	\$46.20
C604-089	Bracket, 20-030	\$34.50



PARTS

MISCELLANEOUS PARTS		
Part #	Description	Price each
C604-226	Screw, 2 req'd, 20-033, 20-066, 20-067, 20-069 (order mult. of 100)	\$0.34
C604-234	Washer, 2 req'd, 20-033, 20-066, 20-067, 20-069 (order mult. of 100)	\$0.34
C604-268	Cam, 20-066	\$30.50
C604-269	Cam, 20-067, 20-069	\$30.50
C604-271	Cam, 20-033	\$37.40
C604-419	Cam, 20-030 Everest	\$46.40

CYLINDERS

KEYS

CYLINDER PARTS

CL SERIES

CONSTRUCTION

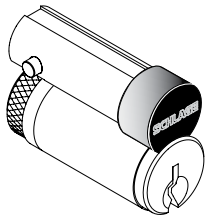
CONSTRUCTION PROGRAM

FULL SIZE CONSTRUCTION CORE PROGRAM

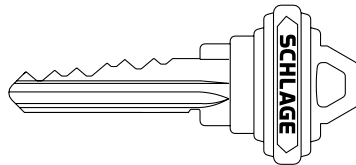
Temporary construction cores may be ordered with full size interchangeable core locks, mortise cylinders and rim cylinders. These cores may also be ordered separately. All construction cores are assessed a non-refundable handling charge (50-231). See **Terms & Conditions** for more information.

Features:

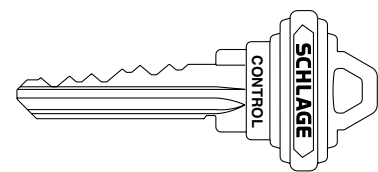
- 6-Pin C keyway.
- Construction cores will be finished with an orange face.
- Back of each core is marked with the letter that identifies the keyed alike group: A, B or C.
- Construction cores are furnished with no keys (NCK). **Cut keys must be ordered separately.**
- A control key is required to install and remove construction cores. **Control keys must be ordered separately.** If a control key is not ordered, one will be supplied at a charge of \$16.00.
- Construction cores may be returned for credit. Contact your Schlage representative for return authorization. Credit is issued upon receipt of cores at our factory.



23-030-ICX



48-101-ICX



48-056-ICX

FULL SIZE CONSTRUCTION CORE PROGRAM

Part #	Description	Specify	Price
23-030-ICX	Construction core		\$92.00
48-101-ICX	Cut key for construction phase (order separately)	New jobs: Specify "ICX"	\$8.40
48-056-ICX	Cut control key (order separately)	Existing jobs: Specify "ICA", "ICB" or "ICC".	\$17.30
50-231	Non-refundable handling charge (per core)		\$13.00
Notes:	To order mortise and rim cylinders with full size construction cores for a new job, suffix ICX to non-Primus cylinder number. Example: 30-008 ICX. For existing construction core combinations, specify ICA, ICB, or ICC. Construction cores for a given project are keyed alike to one of a limited number of combinations nationwide. Other Schlage projects in the same area using the same or different contractors may use the same key. Where a higher degree of security is desired, order a set of Standard or Primus® cores in 606 or 626 finish keyed alike to a random combination. Specify "KA Group 1". Such cores would not be assessed the handling fee and are not returnable to Schlage.		

EXAMPLE:

Example for construction core charges and credits. distributor XYZ ordered 150 construction cores with 20 keys and one control key. The following charges apply to this order:

1. 23-030-ICX construction cores (150 units).
2. 48-101-ICX cut keys (20 units).
3. 48-056-ICX cut control key (1 unit).
4. 50-231 Non-refundable handling charge (150 units-one per core ordered).

Upon return of the cores to the factory the distributor will be credited for the following:

1. 23-030-ICX construction cores (150 units).

There is no credit for the keys or handling fee.

CONSTRUCTION

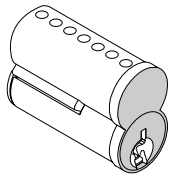
CONSTRUCTION PROGRAM

SMALL FORMAT CONSTRUCTION CORE PROGRAM


Temporary construction cores may be ordered with small format interchangeable core locks, mortise cylinders and rim cylinders. These cores may also be ordered separately. All construction cores are assessed a non-refundable handling charge (50-231). See **Terms & Conditions** for more information.

Features:


- Best® A keyway
- Construction cores have a green or brown face. Each color is keyed alike to its own operating and control key.
- Construction cores are furnished with no keys (NCK). **Cut keys must be ordered separately. If construction operating keys are not ordered, one 48-310 cut key will be provided per order at a charge of \$9.60 unless specifically stated to not include.**
- A control key is required to install and remove construction cores. **Control keys must be ordered separately. If a control key is not ordered, one will be supplied at a charge of \$14.50.**
- Construction cores may be returned for credit. Contact your Schlage representative for return authorization. Credit is issued upon receipt of cores at our factory.
- Small format disposable cores may not be returned for credit.



80-035



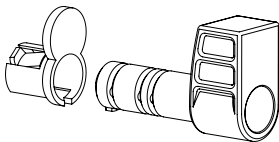
48-310



48-311

SMALL FORMAT CONSTRUCTION CORES

Part #	Description	Specify	Price
48-310	Cut key for construction phase (order separately)	Schlage assigns the color for each order at random. If a specific color is required, specify "GRN" for green and "BRN" for brown cores.	\$10.30
48-311	Cut control key (order separately)		\$15.60
80-035	Construction core		\$56.00
50-231	Non-refundable handling charge (per core)		\$13.00



M204-152

SMALL FORMAT DISPOSABLE CORES

Part #	Description	Price
M204-152	Disposable plastic construction core	\$7.90

EXAMPLE:

Example for construction core charges and credits. distributor XYZ ordered 150 construction cores with 20 keys and one control key. The following charges apply to this order:

1. 80-035 construction cores (150 units).
2. 48-310 cut keys (20 units).
3. 48-311 cut control key (1 unit).
4. 50-231 Non-refundable handling charge (150 units-one per core ordered).

Upon return of the cores to the factory the distributor will be credited for the following:

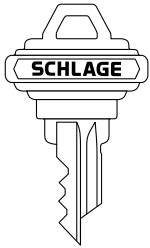
1. 80-035 construction cores (150 units).

There is no credit for the keys or handling fee.

CONSTRUCTION

CONSTRUCTION PROGRAM

Classic
35-104 Key Blank
48-104 Cut Key



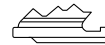
Everest®
35-008 Key Blank
48-008 Cut Key



Everest 29
35-097 Key Blank
48-097 Cut Key



Standard
35-110 Classic Blank
48-113 Classic Cut
35-289 Everest Blank
48-289 Everest Cut



Hotel Cylindrical
35-111 Classic Blank
48-114 Classic Cut
35-231 Everest Blank
48-039 Everest Cut

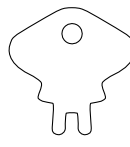


35-057

SPLIT KEY CONSTRUCTION KEYS				
Description	Part #			Price
	Classic	Everest	Everest 29	
KEY BLANKS				
Construction key, standard bow, embossed	35-104	35-008	35-097	\$8.10
Construction insert	35-110	35-289	35-289	\$11.30
Construction insert, A85, AL85, D85, ND85, or H185 function	35-111	35-231	35-231	
Extractor tool	35-057			\$27.90
CUT KEYS				
Construction key, standard bow, embossed	48-104	48-008	48-097	\$8.10
Construction insert	48-113	48-289	48-289	\$11.30
Construction insert, A85, AL85, D85, ND85, or H185 function	48-114	48-039	48-039	
Notes: Split key construction keys are NOT available for interchangeable core cylinders. Split key construction keys are ONLY available in L, Y, 0000 and ZZZZ Classic sections, C000 and D000 Everest sections and S000 and T000 Everest 29 sections.				



35-250



35-251



M504-271

SPECIAL KEYS		
Part #	Description	Price
35-250	Emergency key, A40, AL40, D40, or ND40 function	\$6.80
35-251	Spanner key, A85, AL85, D85, ND85, or H185 function	
M504-271	Emergency key, F40 or S40 function	\$2.10
61-509	Emergency release key standard size, for occupancy deadbolts (Includes one key, ring, and instruction tag.)	\$14.10
61-510	Emergency release key large, for occupancy deadbolts (Includes one key, ring, and instruction tag.)	\$26.70

PRESENTATION

PRESENTATION KEYS


 35-223
35-224

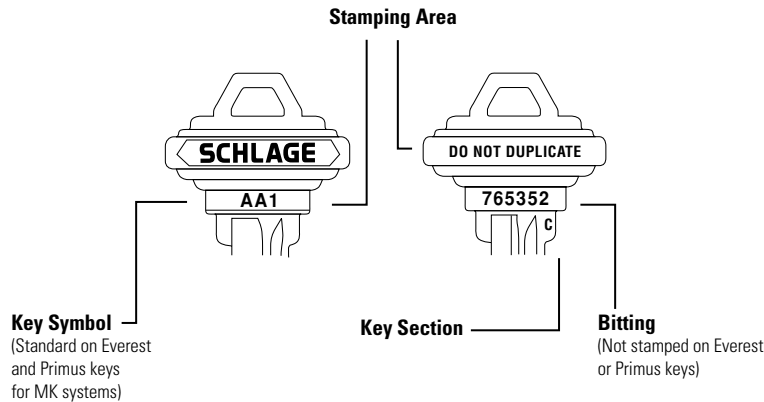
 35-227
35-228


35-229

PRESENTATION KEYS			Price
Part #	Description		
KEY BLANKS			
35-223	5-Pin	Velvet case with 2 standard bow Classic gold plated blanks, embossed both sides	\$224.00
35-224	6-Pin		
35-227	5-Pin	Velvet case with 1 large bow Classic gold plated blank, embossed both sides	
35-228	6-Pin		
35-229	6-Pin	Velvet case with 1 Everest gold plated blank	
35-230	6-Pin	Velvet case with 1 Everest 29 gold plated key blank	
CUT KEYS			
48-223	5-Pin	Velvet case with 2 standard bow Classic gold plated keys, embossed both sides	\$244.00
48-224	6-Pin		
48-227	5-Pin	Velvet case with 1 large bow Classic gold plated key, embossed both sides	
48-228	6-Pin		
48-229	6-Pin	Velvet case with 1 Everest gold plated key	
48-230	6-Pin	Velvet case with 1 Everest 29 gold plated key	
MASTER KEYS			
49-223	5-Pin	Velvet case with 2 standard bow Classic gold plated keys, embossed both sides	\$263.00
49-224	6-Pin		
49-227	5-Pin	Velvet case with 1 large bow Classic gold plated key, embossed both sides	
49-228	6-Pin		
49-229	6-Pin	Velvet case with 1 Everest gold plated key	
49-230	6-Pin	Velvet case with 1 Everest 29 gold plated key	
Note:	Customized presentation keys must be submitted to Schlage Innovation Center RFQ process, and require high-resolution logo file in "tiff" or "eps" format.		

STAMPING

CYLINDER AND KEY STAMPING

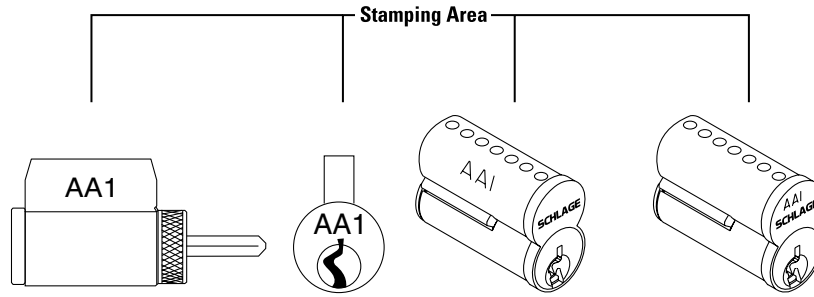


KEY STAMPING					
Description	Notes	Key Type	Specify	Part #	Price / Key
Visual Key Control (VKC) with standard key symbols	1, 9	Classic Standard	Stamp key symbol on key	50-217	\$3.60
	1, 2	Everest & all Primus	(furnished as standard)	—	N/C
Non-standard code	1, 8	All Standard & all Primus	Non-standard code	50-003	\$9.30
DO NOT DUPLICATE		Classic Standard	Stamp key "Do Not Duplicate"	XQ06-878	N/C
		Everest C or Everest 29 S Family Standard	Use 35-002 blanks (C) or 35-268 (S)	—	
	3	Everest B or Everest 29 R Family Everest D, Everest 29 T Family, all Primus	(furnished as standard)		
Custom coining	4, 5	All Standard & all Primus	Assigned XQ# for coining die	Refer to page 405 'Custom Coined Keys' table	
Delete key section from bow		Classic and Everest Standard, Classic and Everest Primus/Primus XP, Everest Primus	Delete key section	50-220	\$6.40
Bitting not stamped	9	Classic Standard	Delete key combination	50-221	\$3.60
		Everest & all Primus	(furnished as standard)	—	N/C
Stamp bitting		Classic Standard	(furnished as standard)	—	N/C
	6	Everest C or Everest 29 S Family Standard	Stamp key bitting	50-233	\$9.30
Stamp with Serial Number	7	Restricted Everest (B, D), Everest 29 (R, T)	Stamp Key with Serial Number	50-229	\$3.70
Notes:	1.) Maximum of 6 characters for VKC, Non Standard Code 2.) Specify "delete key symbol on key" if VKC is not required. Available at no charge. 3.) Everest B and Everest 29 R Family keys are stamped "RESTRICTED". 4.) Contact product support, new dies are subject to a one time charge that is quoted through RFQ process; all new dies remain the property of Schlage Lock Company. 5.) Only available on unembossed keys. 6.) Not available on Primus or Everest B and D or Everest 29 R and T Family keys or on keys with key symbols stamped (VKC). 7.) Serial Number is a Straight Numerical Sequence comprised of 8 digits including leading zeros.. 8.) Sequential stamping will be charged as non-standard code (example: AA1-1, AA1-2, etc.). 9.) When selecting VKC (50-217) with DHI standard key symbols for Classic Standard systems, Delete Combination (50-221) will be included at no charge.				

When ordered with a lock or cylinder, 50-XXX charges will be added as an option to the product when applicable. Stand alone 50-XXX Charges will be separate lines and priced separately.

STAMPING

CYLINDER AND KEY STAMPING



CYLINDER STAMPING					
Description	Notes	Key Type	Specify	Part #	Price
Visual Key Control (VKC) with standard key symbols or non standard codes	1	Classic Standard, Everest C & D, Everest 29 S & T Standard, (Not available for Primus or Primus XP)	Stamp key symbol or non-conventional code on face (VKC) or Cylinder or core.	50-002	\$8.50
		Everest B Family and Everest 29 R (SFIC)		—	N/C
Concealed Key Control (CKC) with standard key symbols or Non-standard codes	1	Classic Standard, Everest C & D, Everest 29 S & T Standard, Primus and Primus XP cylinders	Stamp key symbol or non-conventional code on side (CKC) of core	50-216	\$8.50
		Everest B Family and Everest 29 R (SFIC)		—	N/C
Note:	Maximum of 6 characters for VKC, Non Standard Code or Serial number stamping.				

When ordered with a lock or cylinder, 50-XXX charges will be added as an option to the product when applicable. Stand alone 50-XXX Charges will be separate lines and priced separately.

CHARGES

KEYING CHARGES

CONTRACT MASTER KEYING		
Part #	Description	Price
50-210	Cylinder Master keyed (MK), grand master keyed (GMK), Emergency Master keyed (EMK), and Single keyed (SKD) groups (charge does not apply to interchangeable core)	\$25.20
—	Interchangeable core Master keyed (MK), grand master keyed (GMK), and Single keyed (SKD) groups	N/C
Note:	The Schlage Master Key Department determines and makes the final decision in the selection and use of key sections. 100% Expansion is allowed for new master key systems unless.	

CONTRACT CONSTRUCTION KEYING (CK)/SPLIT KEY CONSTRUCTION KEYING		
Part #	Description	Price
50-211	Cylinder Construction keyed (CK)	\$14.90
Notes:	Construction keyed cylinder charges are in addition to master keying charges. Pack Keys Individual (PKI) 60-000 packing is included at no extra charge. Construction keying not available with Primus cylinders or interchangeable cores. Construction cores may be ordered for Interchangeable core locks, mortise cylinders or rim cylinders for use during construction. See Construction Core Program). Split Key construction keying requires 6 pin cylinders. Construction master keys must be ordered separately Extractor tool (35-057) will be added to all split key construction key orders unless specifically noted to exclude. Charge for 35-057 is \$22.50.	

OTHER KEYING (NON-MASTER KEYED)		
Part #	Description	Price
—	Cylinder keyed different (KD) or keyed alike to a Schlage selected combination (KA) in sets of 2 or more, include FSIC.	N/C
—	Cylinder 0-bitted or 1-bitted, as applicable*	N/C
50-001	Standard and Primus cylinder keyed to a specified combination	\$12.60
*	Standard non-IC cylinders: Available 0-Bitted. 1-Bitted is not available and if specified, 0-bitted will be furnished. Standard IC cylinders: Furnished 1-bitted. 0-Bitted is not available and if specified, 1-bitted will be furnished. Primus cylinders: All Furnished 0-bitted. 1 bitted is not available and if specified, 0-bitted is furnished.	

RESIDENTIAL MASTER KEYING (RMK) AND/OR RESIDENTIAL CONSTRUCTION KEYING		
Qualifications: <ul style="list-style-type: none"> Residential projects. RMK and/or RCK must be specified on the order. Systems are available in 5-Pin C keyway only. Systems cannot be combined with Contract Master Key systems. Two levels of keying maximum (Change Key and Master Key levels only). Maison keying allowed. Door detailing and labeling allowable as listed below. 		

RESIDENTIAL MASTER KEYING (RMK)		
Part #	Description	Price
50-223	Cylinder Residential Master keyed (RMK)	\$3.00
49-100	Residential Master Key - Not offered for commercial products	\$16.80

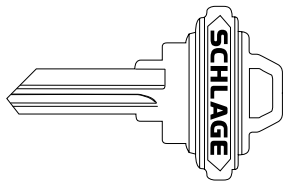
When ordered with a lock or cylinder, 50-XXX charges will be added as an option to the product when applicable. Stand alone 50-XXX Charges will be separate lines and priced separately.

CHARGES

KEYING CHARGES

RESIDENTIAL CONSTRUCTION KEYING (RCK)/LOST BALL CONSTRUCTION KEYING		
Part #	Description	Price
50-224*	Cylinder Residential Construction keyed (RCK)	\$3.00
48-100	Residential Construction Master Key	\$7.90
Notes:	Lost ball construction device is triggered by the highest level permanent key unless otherwise specified.	
	Change keys packed in envelopes and packed in lock box. PKI packing available at no additional charge.	
	Residential Construction keying charges are in addition to Residential Master keying charges.	

**CUSTOM PRESENTATION KEYS,
HOMEOWNERS DOCUMENT FOLDERS**



35-135-C



MS-J175

HOMEOWNERS DOCUMENT FOLDERS		
Part #	Description	Price
MS-J175*	Document folder, plain	\$7.90
MS-J175*	Document folder, customized (minimum customized order quantity: 100 folders)	\$13.00
Customized presentation keys require high-resolution logo file in "tiff" or "eps" format.		

Send Building Partnerships orders to:

Trade Marketing
 Schlage Lock Company
 Residential Customer Service
 2119 E. Kansas City Rd.
 Olathe, KS 66061
 Fax: (800) 366-5625
 Email: res_contact_center@allegion.com

When ordered with a lock or cylinder, 50-XXX charges will be added as an option to the product when applicable. Stand alone 50-XXX Charges will be separate lines and priced separately.

CYLINDERS

KEYS

CYLINDER PARTS

CL SERIES

CHARGES

KEYING CHARGES

BITTING LISTS (TRANSCRIPTS)		
Part #	Description	Price
50-123	Bitting list for factory master keyed products (requires written authorization from end-user).	\$298.00*
50-120	Establish new master key system for field master keying (one-time charge). Each bitting is assessed a 50-121 or 50-122 charge below.	\$44.30
50-121	New master key bitting for cylinders keyed in the field. 50-120 charge assessed if this bitting establishes a new system.	\$5.60
50-122	New change key bitting for cylinders keyed in the field.	\$4.40
	*Can be used for SiteMaster download (keying and bitting details) if ordered as such. Please specify SiteMaster download file if applicable in the details column. Information required: is Structure or original order number, end user name, city and state (used to verify the structure number). Also required is an email address for the end user, include their full name to address the email and a "Letter Of Authorization".	

KSC GENERIC KEY CHARTS		
Part #	Description	Price
50-600	6-Pin system with 4,096 change combinations furnished	\$1,648.00
50-700	7-Pin system with 16,384 change combinations furnished	\$2,134.00
Notes:	KSC systems are for dealer or end-user maintained master key systems. KSC systems cannot be converted or tied to factory established or factory maintained systems.	
	KSC systems are furnished with instruction manual and binder.	
	Number of valid/ usable change combinations provided in 50-600 is not guaranteed due to system constraints. 4,096 is the theoretical number possible, actual number of valid/ usable changes will vary.	

KEYS ORDERED WITH LOCKS OR CYLINDERS (2 STD BOW KEYS PROVIDED WITH KEYED LOCKS OR CYLINDERS)		
Part #	Description	Price
50-214	Extra cut Primus keys ordered with lock or cylinder.	\$14.40
50-215	Extra cut standard bow Classic or Everest C or Everest 29 S Family keys ordered with lock or cylinder	\$5.40
50-227	Extra cut large bow or access bow keys ordered with lock or cylinder	\$8.30
50-228	Cut large bow or access bow keys substituted for standard bow Classic keys	\$3.80
50-232	Extra cut Classic restricted families, Everest B Family, Everest D, Everest 29 R and Everest 29 T family keys ordered with lock or cylinder.	\$10.40

PACK CHANGE KEYS INDEPENDENTLY (PKI)		
Part #	Description	Price
60-000	Pack change keys independently (PKI) for split key construction keying	\$0.00
60-001	Pack change keys independently (PKI)	\$0.74



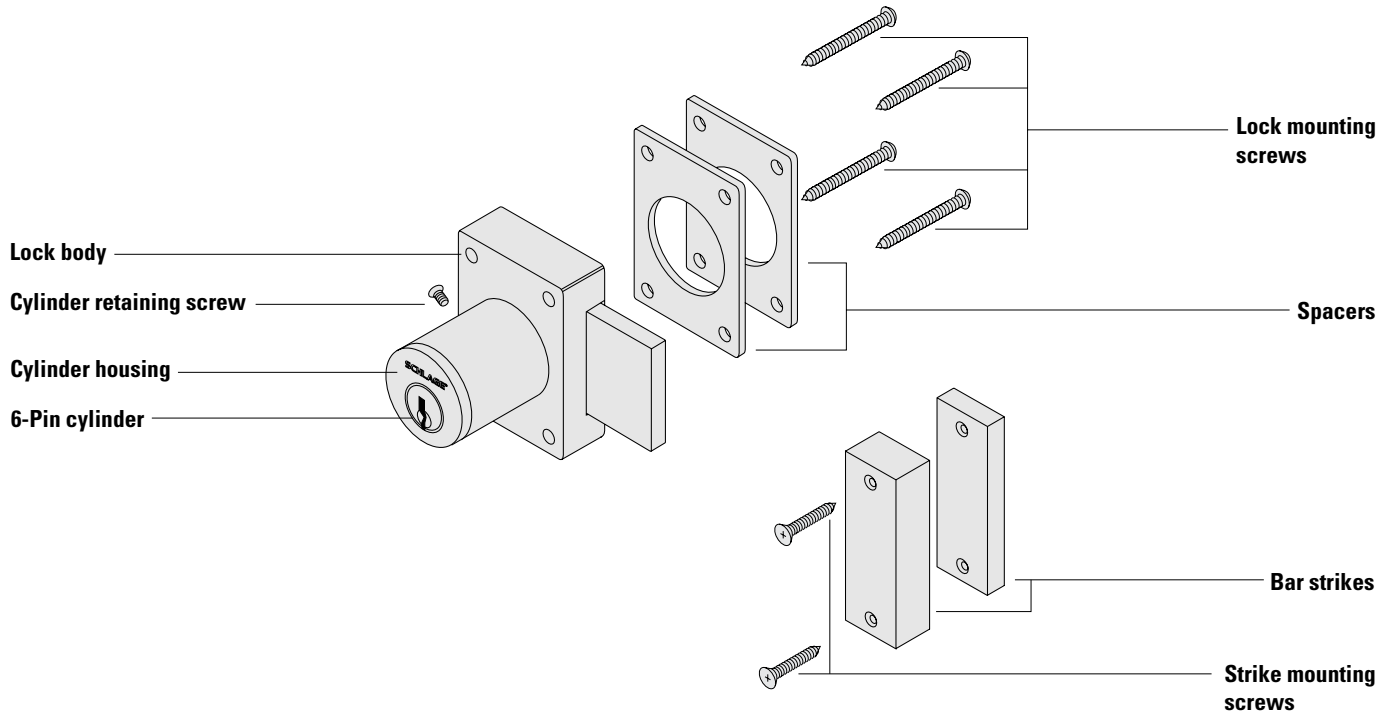
SITEMASTER 200[®]

KEY SYSTEM MANAGEMENT SOFTWARE		
Description	Part #	Price
Windows Full Version on CD	SM01-391	\$3,312.00
Windows Full Version with Lockshop Enhancement	SM01-392	\$3,662.00
Notes:	SiteMaster manuals have been replaced by an extensive help menu on the CD	
	SiteMaster comes without any information loaded. The download file needs to be ordered (see Part Number 50-123 Page 429 ordering instructions) and Schlage is not responsible to load personnel information, etc.	

FORMS		
Description	Part #	Price
Key Record Form (order in multiples of 50)	SM01-210	\$0.60

CL SERIES

Cabinet locks



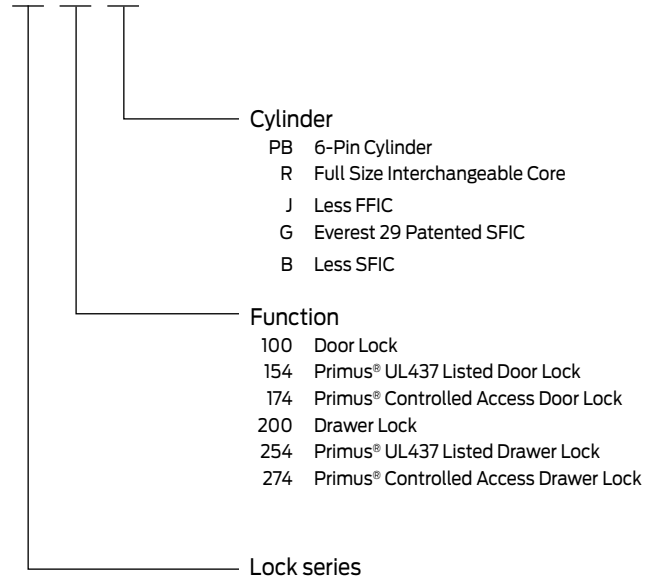
Common Pricing Information	
1.	Locks are furnished with standard features unless otherwise specified.
2.	Door thickness is 1-3/4" unless otherwise specified.
3.	Split finishes and designs will be priced at the highest list price of the design and/or finish.
4.	Engineering specials are denoted by a part number beginning with "X".
5.	⌘ denotes a lock or part that requires an extended lead time.
6.	I denotes a handed product and requires handing to be specified.
7.	For all restricted keyways (Everest D, Everest 29 T, Quad, Numbered, Reversed) add \$22.00 for lock less core, specify B suffix, example CL720B. This does not apply to Primus cylinders. See Terms and Conditions for ordering information and requirements.
8.	Locks, keys and cylinders containing restricted keyways require additional documentation to order. Please see Terms and Conditions for the specific requirements.
9.	Keyway must be specified for keyed functions and cylinders. If not specified, default keyway will be S123 for KA, KD and 0-bitted product and S145 for Factory managed masterkey systems.
10.	Multiple keying options are available. Locks and cylinders are furnished KD unless otherwise specified or excepted by notation.
11.	Control Keys for permanent and construction cores are not included with the lock or cylinder and must be ordered separately.
12.	Locks specified C keyway and KD will receive 6-pin cylinders keyed 5 pin with 5 pin keys. Locks specified 0-bitted will receive 6-pin cylinders with 6-pin keys.
13.	Full Size Interchangeable Cores (FSIC) are furnished 1-bitted unless otherwise specified. If 0-bitted is selected, the order will be entered as 1-bitted. This does not apply to FSIC Primus® cores.
14.	Standard pinned cylinders, Primus cylinders (conventional and FSIC) can be supplied 0-bitted. If 1-bitted is selected, the order will be entered as 0-bitted.
15.	Available plug face finishes are 606 and 626. For brass or bronze finish colors, the plug face finish is 606. For chrome, nickel or stainless steel finish colors, the plug face finish is 626.
16.	Locks and cylinders will be furnished with 2 keys each as standard. Additional keys will be charge at the additional cut keys charge appropriate for the cylinder/key type.

Contents

CL Series | Overview..... 433
CL Series | Complete lock..... 436
 CL Series conventional..... 436
 CL Series Full size 437
 CL Series Small format 438
 CL Series Options 439
CL Series | Parts..... 440

Product identification

CL.100.PB



Finish codes and descriptions

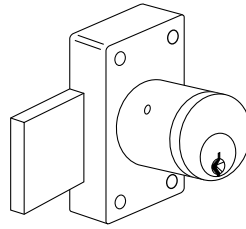
BHMA code	Description
605 (US 3)	Bright Brass
626 (US 26D)	Satin Chrome Plated

Standard Features

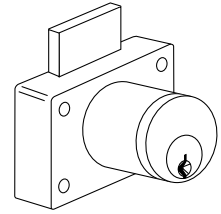
Certification	ANSI A156.11, 1996, Series 4000, Grade 2
Bar	CL100 Series 1" throw; CL200 Series 3/4" throw
Strike	1/2" Bar strike and 1/4" bar strike
Cylinder	6-Pin solid brass, keyed 6-pin, S123 keyway, keyed different (KD)
Door Range	Spacers and strikes will accommodate doors 7/8", 1", and 1-1/8" thick
Keys	Two nickel silver cut keys per lock, 6-pin, S123 section

COMPLETE LOCKS

CL SERIES CONVENTIONAL



CL100PB



CL200PB

CL SERIES			
Function	Description	Finishes	
		605	626
KEYED			
		Open	Restricted
CL100PB	Door cabinet lock, 6-pin cylinder, 1" bolt throw	\$185.00	\$209.00
CL200PB	Drawer cabinet lock, 6-pin cylinder, 3/4" bolt throw		

CL SERIES: PRIMUS XP/ PRIMUS CONTROLLED ACCESS			
Primus cylinders are offered for sale through specific channels of distribution based on security levels See Terms & Conditions for more information			
Function	Description	Finishes	
		605	626
KEYED			
CL174PB	Door cabinet lock, 6-pin cylinder, 1" bolt throw	\$280.00	
CL174PB-XP	Door cabinet lock, 6-pin cylinder, 1" bolt throw		
CL274PB	Drawer cabinet lock, 6-pin cylinder, 3/4" bolt throw		
CL274PB-XP	Drawer cabinet lock, 6-pin cylinder, 3/4" bolt throw		

CL SERIES: PRIMUS XP/ PRIMUS HIGH SECURITY UL 437			
Primus cylinders are offered for sale through specific channels of distribution based on security levels. See Terms & Conditions for more information.			
Function	Description	Finishes	
		605	626
KEYED			
CL154PB	Door cabinet lock, 6-pin cylinder, 1" bolt throw	\$334.00	
CL154PB-XP	Door cabinet lock, 6-pin cylinder, 1" bolt throw		
CL254PB	Drawer cabinet lock, 6-pin cylinder, 3/4" bolt throw		
CL254PB-XP	Drawer cabinet lock, 6-pin cylinder, 3/4" bolt throw		
Notes:	Primus locks are furnished 0-bitted, with two 6-pin keys entered as a separate line item, unless otherwise specified.		

CYLINDERS

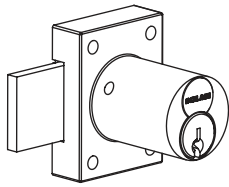
KEYS

CYLINDER PARTS

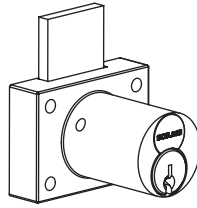
CL SERIES

COMPLETE LOCKS

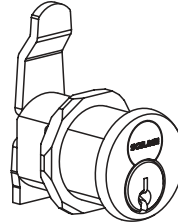
CL SERIES FULL SIZE



CL777R



CL888R



CL920R

CL SERIES: FULL-SIZE INTERCHANGEABLE CORE			
Function	Description	Finishes	
		605	626
KEYED			
		Open	Restricted
CL777R	Door cabinet lock, FSIC, 1" bolt throw		
CL888R	Drawer cabinet lock, FSIC, 3/4" bolt throw	\$223.00	\$247.00
CL920R	FSIC Cam Lock	\$175.00	\$199.00

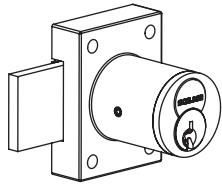
CL SERIES: FULL-SIZE INTERCHANGEABLE CORE PRIMUS XP/ PRIMUS CONTROLLED ACCESS			
Function	Description	Finishes	
		605	626
KEYED			
CL774R	Door cabinet lock, FSIC, 1" bolt throw		
CL774R-XP	Door cabinet lock, FSIC, 1" bolt throw		
CL874R	Drawer cabinet lock, FSIC, 3/4" bolt throw		\$318.00
CL874R-XP	Drawer cabinet lock, FSIC, 3/4" bolt throw		
CL974R	FSIC Cam Lock		
CL974R-XP	FSIC Cam Lock		\$270.00

CL SERIES: FULL SIZE INTERCHANGEABLE CORE RATCHET LOCK			
Function	Description	Finishes	
		605	626
KEYED			
		Open	Restricted
CL929R	Ratchet Lock, FSIC	\$227.00	\$251.00

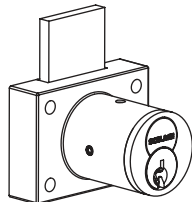
FULL SIZE INTERCHANGEABLE CORE OPTION		
Description	Specify	Price
Full Size Construction Core *	T suffix Example:	\$0.00
Less Full Size Core	J suffix Example:	Deduct \$30.00 from lock price

*Locks are assessed a non-refundable handling charge (50-231) per core. See [Construction Keys & Keying](#).

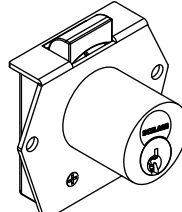
COMPLETE LOCKS CL SERIES SMALL FORMAT



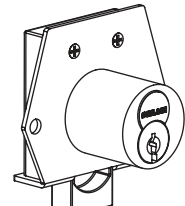
CL771G



CL721G

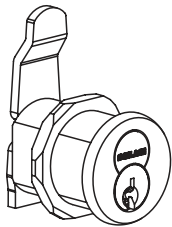


CL725G

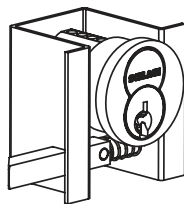


CL775G

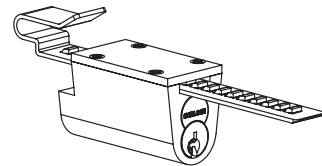
CL SERIES: EVEREST RESTRICTED SMALL FORMAT INTERCHANGEABLE CORE		
Function	Description	Finishes
		626
KEYED		
		Open
CL721G	Door cabinet lock, SFIC, 1" bolt throw	\$196.00
CL771G	Drawer cabinet lock, SFIC, 3/4" bolt throw	
CL725G	Everest Patented SFIC Rim Latch Lock	
CL775G	Everest Patented SFIC Rim Deadbolt Lock	



CL720G



CL728G




CL729G


CL SERIES: EVEREST RESTRICTED SMALL FORMAT INTERCHANGEABLE CORE		
Function	Description	Finishes
		626
KEYED		
		Open
CL720G	Everest Patented SFIC Cam Lock	\$172.00
CL728G	Everest Patented SFIC Mail Box Lock	\$144.00
CL729G	Everest Patented SFIC Ratchet Lock	\$224.00
Notes:	For small format construction core, specify suffix HD. Example: B560HD. Available at no additional charge. Locks are assessed one non-refundable handling charge (50-231) per core. See Construction Keys & Keying for details.	
	Please refer to Everest small format interchangeable core key control policies, under the Terms & Condition Section.	

Note: For lock less core, specify B suffix, example CL720B

COMPLETE LOCKS CL SERIES OPTIONS



CL10-355



CL10-354

STRIKES		
Description	Specify	Add to Lock Price
Bar strike, 3/4" x 1-31/32" x 1/2", standard	CL10-355	N/C
Bar strike, 3/4" x 1-31/32" x 1/4", standard	CL10-354	

NON-STANDARD DOOR THICKNESS		
Description	Specify	Add to Lock Price
Lock for 1-3/8" door	1-3/8" door thickness - for CL door and drawer locks	\$4.00

SPECIAL LOCKS		
Extended Factory Lead Time		
Function	Description	Price each
XB03-232	Cabinet Lock for doors 1/8" to 3/4" thick	\$757.00
XB03-232P	Primus Cabinet Lock for doors 1/8" to 3/4" thick	\$757.00
XB06-530	Cabinet Lock for doors over 7/8" to 2" thick	\$912.00
XB06-530P	Primus Cabinet Lock for doors over 7/8" to 2" thick	\$912.00
Notes:	For slotted strike (CL10-352), see CL Parts: Strikes on page 440.	
	Locking provided by swinging cam. Attached to door with hex nut.	
	If you are unable to find your required hardware solution in this price book, please refer to our Custom Special Product Process on page 6.	
	Specify door hand and door thickness.	

PARTS




36-031

TRIM COLLARS			
Part #	Finish	Description	Price each
36-031	.	1 3/16" diameter x 5/8" depth	\$14.30



CL10-352



CL10-354



CL10-355

STRIKES		
Part #	Description	Price each
CL10-352	Slotted strike	\$3.80
CL10-354	Bar strike, 3/4" x 1-31/32" x 1/4", standard	
CL10-355	Bar strike, 3/4" x 1-31/32" x 1/2", standard	

ADAPTERS		
Part #	Description	Price each
CL10-350	Spacer	\$3.80

SCREWS		
Part #	Description	Price each
CL10-301	Retaining screw	\$0.60

DRIVERS AND ACCESSORIES FOR CL100/200/ 725/721/ 777/888 SERIES		
Part #	Description	Price each
CL10-360	Universal Driver bar for CL100/ 200	\$3.50
CL10-361	Driver bar for CL100/ 200PB	\$3.50
CL10-362	Driver bar for CL100/ 200PB 1-3/8" long	\$3.50
CL788-PA-D	Actuator for FSIC CL locks	\$3.00
CL725-1	Spacer for 6 pins SFIC	\$2.80
CL-ETS1	External trim plate spacer	\$3.70
CLTR78	Trim rings 626 or 605	\$3.90

CL-720G CAM		
Part #	Description	Price each
CL720-3-1	CL720 short cam inverted hand	\$3.80
CL720-3-2	CL720 long inbent cam, vertical hand	\$3.80
CL720-3-3	CL720 long offset cam, inverted hand	\$3.70
CL720-3-4	CL720 long straight cam, vertical hand	\$4.00
CL720-3-5	CL720 long shall offset cam, inverted hand 2.40	\$2.80
CL775-SP	Strike pack for CL775 (Latch lock)	\$3.80
CL725-SP	Strike pack for CL725 (Deadbolt lock)	\$3.70

CL729-RATCHET LOCKS ACCESSORIES		
Part #	Description	Price each
CL729S-2	Optional strap for 3/8" material thickness	\$12.00
CL729S-3	Optional strap for 5/8" material thickness	\$17.10

CL720/920 TRIM COLLARS		
Part #	Description	Price each
TR201	Trim collar for CL720/ 920, 1/8" (626,605)	\$3.30
TR202	Trim collar for CL720/ 920, 1/4" (626,605)	\$6.50
TR203	Trim collar for CL720/ 920, 3/8" (626,605)	\$6.90
TR200A	Trim collar package for CL720/ 920, includes all three	\$19.10



TOOLS AND KITS

Keying tools and kits



CYLINDRICAL

DEADBOLTS

MORTISE

MULTIPOINT

INTERCONNECT

TUBULAR

SPECIALTY

PORTABLE

CYLINDERS/KEYS

TOOLS/KITS


MERCHANDISING

FORMS

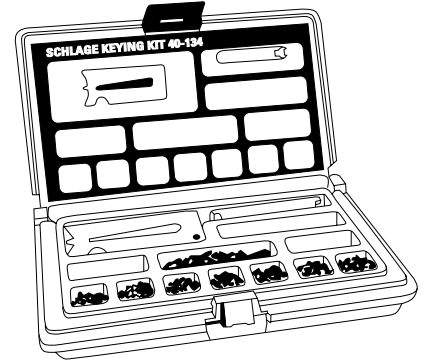
PINNING KITS



40-119



40-133

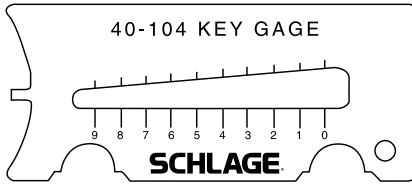


40-134

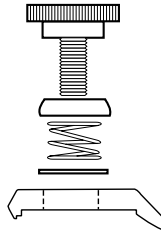
FULL SIZE PIN KITS					
Part #	Description	Contents			Price each
40-070	Primus pin kit Sidebars	Finger pins	Sidebar springs		\$433.00
		Finger pin springs	Plug holder		
40-119	Pin kit, seal-tight metal box	Bottom pins	Retainer cap pins	Cylinder Cap Removal Tool	\$552.00
		Master pins	Retainer cap pin springs		
		Top pins	Shim stock		
		Pin springs	Tweezers		
		Retainer caps	Follower bar		
40-132	Retail Keying Kit, seal-tight metal box	Bottom pins	B-Series cylinder bars	T-Pin Spring	\$301.00
		Top pins	Key gage	T-Pin	
		Pin springs	Follower bar	Removable Cap	
		Cylinder caps	Cap-removal tool		
		Cap spring and pins	Retaining Rings		
40-133	Home Secure™ Pin kit	Bottom pins	Tweezers	Construction balls	\$518.00
		Top pins	Retaining rings	Retainer cap pins	
		Master pins	Retainer caps	T-Pin Spring	
		Follower bar	Retainer cap pin springs	T-Pin	
		Removal tool	B-Series cylinder bars	Removable Cap	
		Key gage	B-Series drivers		
		Cylinder springs	Shim stock		
40-134	Pin kit, snap-tight plastic box	Bottom pins	Key gage	Removable Cap	\$150.00
		Top pins	Follower bar		
		Pin springs	T-Pins Spring		
		Retainer cap pins	T-Pin		

Note: 1) For replacement pins and springs, see Cylinders.

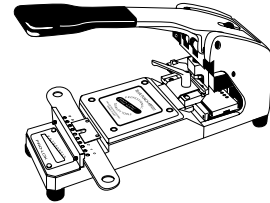
KEY & CYLINDER TOOLS



40-104



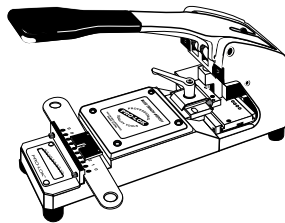
40-074



40-075



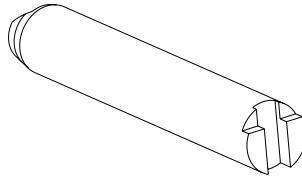
M204-200



40-099


 M540-000
Aluminum follower and
Master Pin Remover


M540-056



M540-051

FULL SIZE KEYING TOOLS

Part #	Description	Price each
40-293	Primus® plug holder (previously 40-06)	\$167.00
40-074*	Everest vise jaw upgrade kit	\$119.00
40-075**	Key bitting punch for Everest C Family, Everest 29 S and Obverse keyway families	\$4,025.00
40-104	Key gage (All Schlage keys except SFIC)	\$18.80
40-099	Key bitting punch for Everest D and Everest 29 T Families	\$4,825.00
M204-168	Lubriplate	\$11.90
M204-200	Tweezers	\$51.70
M204-201	Shim (pack of 25)	\$40.50
M540-051	Follower	\$4.20
M540-056	Cylinder cap removal tool	\$73.20
M540-000	Aluminum Follower and Master Pin Remover	\$75.70
M504-548	Follower for Modular Cylinder	\$24.90
40-225	Everest 29 Shim (Order in packs of 10)	\$0.72

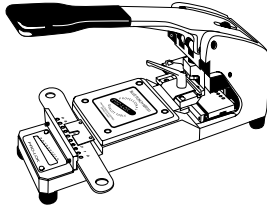
* Adds Everest C and Everest 29 S Family capability to Blue Punch key machines (designed for Obverse keys) with serial numbers below 990358, manufactured before July 1999.

** For all Standard and Primus keys with Obverse, Everest C and Everest 29 S Family sections only.

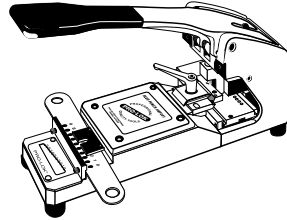
KEY & CYLINDER TOOLS

SMALL FORMAT INTERCHANGEABLE CORE PIN KITS				
Part #	Description	Contents		Price each
40-129	A2 System pin kit	Blocking pin springs Blocking pins Bottom pins Caps Master/build-up/top pins Tumbler spring	Plug retainers Capping block Capping tool Ejector tool Key gage Tweezers	\$928.00

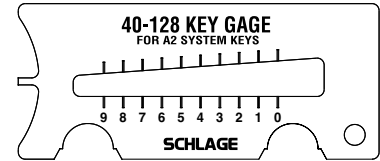
Note: 1) For pin kit refills, see Cylinders.



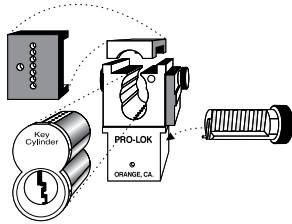
40-071
Everest B and Everest 29 R Family Key Bitting Punch



40-181
Falcon/Best® SFIC Key Bitting Punch




40-128
SFIC Key Gage



40-171
IC Decode, Dump Tool



40-172
Ejector Pin



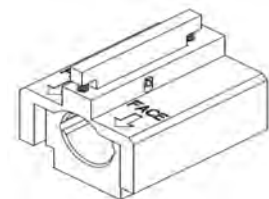
40-173
Staking Tool

SMALL FORMAT INTERCHANGEABLE CORE SERVICE EQUIPMENT		
Part #	Description	Price each
40-071*	Key bitting punch, Everest B and Everest 29 R Family keys only	\$5,065.00
40-128	Key gage, A2 system	\$22.90
40-181	Key bitting punch, Falcon/Best®	\$4,769.00
40-171	IC decode, rekey, dump tool	\$342.00
40-172	Ejector Tool	\$64.40
40-173	Staking Tool	\$64.40

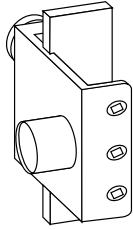
* For service of this key machine, contact:
Pro-Lok
655 North Hariton St.
Orange, CA 92668
(714) 633-0681
FAX (714) 633-0471

SL CYLINDER 7 PIN A2 PINNING KIT				
Part #	Description	Contents		Price each
40-247	SL A2 Pin Kit	L Pins, Single Cut (25 each) L Pins, Master pins (25 each) L Pin Springs Locking Side Bar Locking Side Bar Springs SL Plug Clip SL Plug Cover SL End Cap	SL End Cap Pin SL End Cap Pin Spring Everest SFIC Check Pin Everest SFIC Check Pin Spring A2 Key System Key Gage Plug Holder Crimp Tool Tweezers	\$805.00

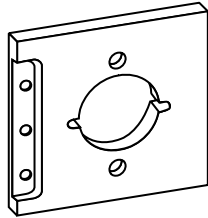
SL CYLINDER PLUG HOLDER AND CRIMPTOOL		
Part #	Description	Price each
40-296	SL Plug Holder Crimp Tool	\$118.00



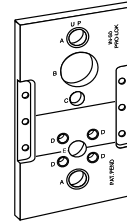
INSTALLATION



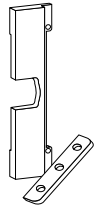
40-286
Universal Clamp



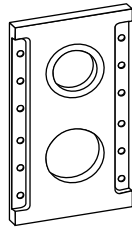
40-226
AL & ND Template



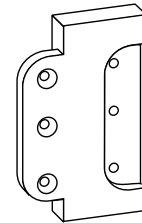
40-227
L-Series Template (front side)



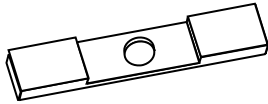
40-152
1-3/8" Thick Door Adapter
x 2-3/8" Backset



40-228
H-Series Template



40-153
5" Backset Adapter

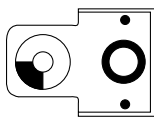


40-158
Mortise Pocket Filler (edge)

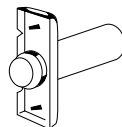


40-026
1-1/2" Bushing (old style)

STRIKE MARKING CHISELS

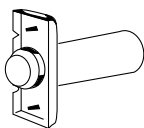


40-029

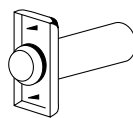


40-030

LATCH MARKING CHISELS



40-031
1" Front



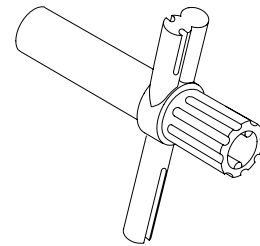
40-032
1-1/8" Front

INSTALLATION

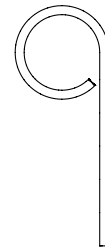
INSTALLATION TOOLS		
Part #	Description	Price each
40-026	Bushing, 1-1/2", for 40-012 jig	\$65.70
40-029	Strike marking chisel - full lip strikes	\$105.00
40-030	Strike marking chisel - 1-1/8" x 2-3/4"	\$116.00
40-031	Latch marking chisel - 1" x 2-1/4"	\$100.00
40-032	Latch marking chisel - 1-1/8" x 2-1/4"	\$100.00
40-049	Tool box, for 40-006 kit	\$368.00
40-112	Circular strike bit for machine equipment	\$1,140.00
40-152	Backset Adapter for 1-3/8" doors and/or 2-3/8" Backset	\$294.00
40-153	Backset Adapter for 5" Backset	\$210.00
40-158	L-Series mortise pocket filler (edge)	\$221.00
40-035	Strike locator - 7/8"	\$67.50
40-015	7/8" Boring bit	\$252.00
40-179	Strike locator - 1"	\$67.80
40-175	1" Boring bit	\$130.00
40-176	2-1/8" Multi-spur bit	\$328.00
40-177	1-1/2" Multi-spur bit	\$284.00
24002693	ND & L Lever removal tool	\$29.90
24341471	ND & L Lever removal tool - 20 pack	\$597.00
M204-198	Boring jig - ND and AL series locks	\$19.40
M504-271	Tool to remove AL and D-Series levers	\$2.10
M504-306	Circular faceplate wrench	\$3.30
021415	Spanner wrench, D-Series Knobs and L-Series	\$5.40
M504-347	Socket screw key, for 40-012 jig	\$4.40
M504-413	Installation tool, interchangeable core	\$22.80
N523-108	Tool to remove AL and D-Series levers	\$2.30
40-226	Door prep installation template - ALX, ND, NDE series	\$419.00
40-227	Door prep installation template - L series	\$575.00
40-228	Door prep installation template - H series	\$508.00
47278471	Door prep installation template for L Lock HSLR Trim	\$575.00
40-286	Universal Clamp	\$590.00



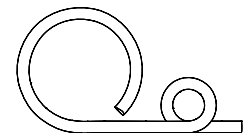
021415



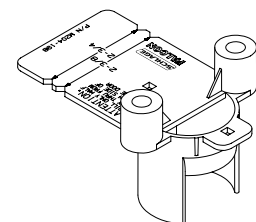
M504-413



M504-271



N523-108



M204-198

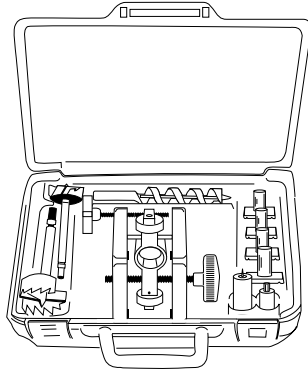
TORX® TOOLS		
Part #	Description	Price each
M504-424	Tool T-8	\$53.00
M504-425	Tool T-15	\$51.20
M504-426	Tool T-20	
M504-427	Tool T-30	
M504-428	Tool T-10	



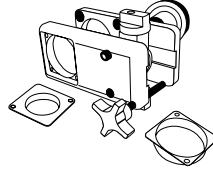
HOME SECURE RCK ACCESSORIES		
Part #	Description	Price each
P513-023	Home Secure Owner Key Envelopes	\$0.52
34-401	Home Secure Replacement Construction Balls (pack of 1,000 construction balls)	\$39.60

MAINTENANCE KITS (REPLACEMENT PARTS ASSORTMENTS)		
Part #	Description	Price each
40-054	L-Series maintenance kit	\$1,229.00
40-097	ND-Series lever maintenance kit	\$820.00
40-223	Modular Cylinder Service Kit	\$1,321.00


INSTALLATION



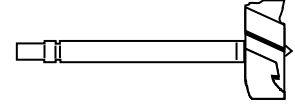
40-147
Complete Installation Kit



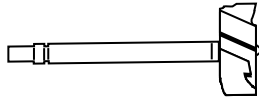
40-148
Installation JIG



M504-497
Case Only



40-176
2 1/8" Multi Spur Bit



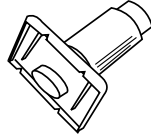
40-177
1-1/2" Multi Spur Kit



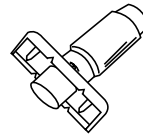
40-175 1" Bit
40-015 7/8" Bit



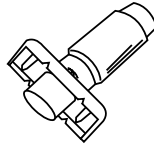
40-179
1" Strike Locator
40-035
7/8" Strike Locator



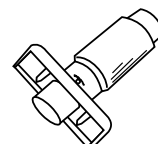
40-029
Full Lip Strike Chisel



40-030
1-1/8" x 2-3/4"
Strike Chisel



40-031
1" x 2-1/4" Latch Chisel

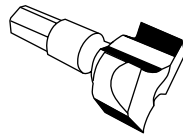

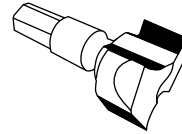
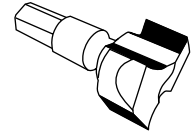
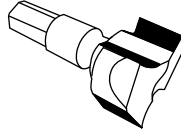
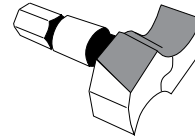
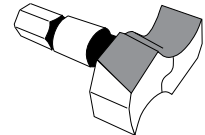
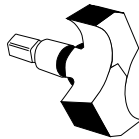
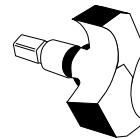
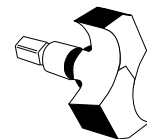
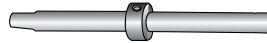


40-032
1-1/8" x 2-1/4"
Latch Chisel

INSTALLATION KITS				
Part #	Description	Contents		Price each
40-147	Installation Kit for Locksets & Deadbolts Kit includes JIG, Case, (2) Multi-spur bits, (4) latch/strike chisels, (2) Bushing Plates, 1" Auger bit & strike locator	40-148 M504-497 40-176 40-177 40-030	40-175 40-179 40-029 40-031 40-032	\$3,099.00
M504-497	Case Only	-		\$275.00
40-148	Installation JIG only	-		\$2,346.00

Notes: 1) For F-Series installation, 40-015 and 40-035 is required.
2) For 40-147, doors requiring thrubolt holes and/or 7/8" edge bores, bits sold separately.

INSTALLATION

 40-160
Mortise Lock JIG

 40-161
5/8" Wood Cutter Bit

 40-162
1 1/16" Wood Cutter Bit

 40-163
3/4" Wood Cutter Bit

 40-164
13/16" Wood Cutter Bit

 40-165
7/8" Wood Cutter Bit

 40-166
15/16" Wood Cutter Bit

 40-167
1" Wood Cutter Bit

 40-168
1-1/16" Wood Cutter Bit

 40-169
1-1/4" Wood Cutter Bit

 40-170
Long Boring Shaft

INSTALLATION KITS

Part #	Description	Contents		Price each
40-160	Installation kit for mortise lock Kit includes: Jig, Case (3 wood cutter bits and long boring shaft)	40-160 40-165 40-167	40-169 40-170	\$1,696.00

INSTALLATION TOOLS

Part #	Description	Price each
40-161	5/8" Woodcutter Bit	\$160.00
40-162	1 1/16" Woodcutter Bit	\$160.00
40-163	3/4" Woodcutter Bit	\$160.00
40-164	13/16" Woodcutter Bit	\$160.00
40-165	7/8" Woodcutter Bit	\$174.00
40-166	15/16" Woodcutter Bit	\$174.00
40-167	1" Woodcutter Bit	\$174.00
40-168	1-1/16" Woodcutter Bit	\$174.00
40-169	1-1/4" Woodcutter Bit	\$212.00
40-170	Long boring shaft for locks up to 6"	\$332.00



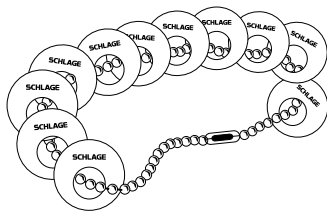
this page intentionally blank

MERCHANDISING AIDS

SCHLAGE COMMERCIAL WHITE WOOD MOUNTS					
47284858	47284871	47284872	47284862	47284867	47286238

DISPLAY MOUNTS							
Part #	Description	Dimension (inches)					List Price
		Backset	Bore	Faceplate Width	Total Height	Width at Base	
47284858	Mortise Mount	2-3/4"	-	1-1/4"	19-7/8"	8"	\$198.00
47284871	Deadbolt, Knob, & Keypad Mount	2-3/8"	2-1/8"	1"	19-7/8"	8"	\$198.00
47284872	Cylindrical Mount	2-3/4"	2-1/8"	1-1/8"	19-7/8"	8"	\$198.00
47284862	4-inch Interconnect Mount	2-3/8"	2-1/8"	1"	19-7/8"	8"	\$198.00
47284867	5.5-inch Interconnect Mount	2-3/8"	2-1/8"	1"	19-7/8"	8"	\$198.00
44-115	Clear Plastic Mount Ring	-	-	-	-	-	\$53.40
47286238	Mount Carton Carrying Strap	-	-	-	-	-	\$24.70

Note: 1) Price does not include lock.
2) L400-Series mounts are not available.



39-029

FINISH SELECTOR KIT		
Part #	Description	Price each
39-029	Finish selector kit Finishes: 505, 605, 606, 609, 612, 613, 619, 620, 622, 625, 626, 629, 630, 716, 643e	\$47.50

PLASTIC LOCK CASE COVER FOR L9000 MORTISE		
Part #	Description	Price each
39-042	Plastic lock case cover (for display), L-Series	\$121.00

FULL SIZE CYLINDER SALE KIT		
Part #	Description	Price each
47492315	Contents: Conventional and FSIC cylinders, Classic keyways with Primus RP upgrade, Everest 29 upgrade (with and without Primus). Mortise and Rim modular cylinder components	\$816.00



Commercial Master Keyed Orders

MASTER KEYED ORDERS		LEAD TIMES	
Schlage Forms (MS-I200, MS-I100, MS-I150)	Factory Lead Time		
Non-Schlage Forms	Extended Lead Time	Additional 5 Working Days Minimum	

In an effort to expedite the process of managing our growing volume of Master Keyed order requests, Master Keyed orders submitted in the following choice of formats will receive factory lead times based on the following criteria:

- Orders submitted on the Key System Summary form (MS-I200) and the Master Keyed Order forms (MS-I100 and MS-I150)

OR

- Orders submitted on the Key System Summary form (MS-I200) and your purchase order with information specified in the following sequence:

Qty	Product	Design	Finish	Hand	Latch	Strike	Add'l Details
Door Detail Information				DHI Key Symbol			

Lead times for Master Keyed orders in any other format will be extended at least 5 additional working days. In all cases, allow additional lead time for clarifications and complex keying requirements. The Master Keyed order forms are located in the Forms section of the price book. For your convenience you can download the Master Keyed order forms from our web site at allegion.com/us

Residential Keying

Residential Master Key (RMK): RMK is a single key that will grant access to all opening with in the facility (i.e. master key). Additionally, each tenant would need to be provided with a key that will grant them access to their apartment only. The same keying situation would exist in any form of a multi family housing complex.

Residential Construction Keying (RCK): RCK (also referred to as loss ball) by design allows the use of a temporary master key during the construction phase of a project. At the end of the construction phase, the use of the homeowner key will trigger the lost ball construction device, thus eliminating the temporary master key used during construction.



PRIMUS AND EVEREST 29 PRIMUS ORDERING CHECKLIST

TO FACILITATE ORDER ENTRY FOR KEYS, CYLINDERS, AND CARDS

IMPORTANT NOTES

To expedite processing of all Primus orders, it is highly recommended that Primus products be ordered separately

For Level One Plus and 7, All Cylinder Orders Will Be Supplied LESS KEYBLANKS Unless Otherwise Specified

For All Other Levels, All Cylinder Orders Will Be Supplied WITH KEYBLANKS Unless Otherwise Specified

PRIMUS	EVEREST 29 PRIMUS
<p><u>FOR LEVEL ONE</u></p> <ul style="list-style-type: none"> ✓ The Distributor's Primus number MUST be provided ✓ The Sequence number MUST be provided <p><u>FOR LEVEL ONE PLUS</u></p> <ul style="list-style-type: none"> ✓ The Distributor's Primus number MUST be provided ✓ The Sequence number MUST be provided ✓ The Locksmith number MUST be provided <p><u>FOR LEVEL TWO</u></p> <ul style="list-style-type: none"> ✓ The Dealer's Primus number MUST be provided ✓ The Sequence number and/or Section MUST be Provided <p><u>FOR LEVELS THREE & FOUR</u></p> <ul style="list-style-type: none"> ✓ Orders Originating a System MUST include both an Original Facesheet and a Signature Card ✓ An Original Facesheet MUST accompany all succeeding orders ✓ The Primus number MUST be indicated on the Facesheet ✓ ALL fields on the Facesheet MUST be completed where applicable 	<p><u>FOR LEVEL SEVEN</u></p> <ul style="list-style-type: none"> ✓ The Distributor's Primus number MUST be provided ✓ The Locksmith's Facility code MUST be provided ✓ The Keyway MUST be provided <p><u>FOR LEVEL EIGHT</u></p> <ul style="list-style-type: none"> ✓ The Distributor's Primus number MUST be provided ✓ The Keyway MUST be provided <p><u>FOR LEVEL NINE</u></p> <ul style="list-style-type: none"> ✓ Orders Originating a System MUST include both an Original Facesheet and a Signature Card ✓ An Original Primus Facesheet MUST accompany all succeeding orders ✓ The Primus number MUST be indicated on the Facesheet ✓ ALL fields on the Facesheet MUST be completed where applicable

All Primus Orders & Supporting Documentation Should be Sent To:

Schlage
Attn: Primus Order Processing
3899 Hancock Expressway
Colorado Springs, CO 80911





Using Order Forms

We recommend using the order forms included with this price book when placing purchase orders for Schlage products. The following 14 pages of order forms are available for copying prior to placing your order. Bulk supplies of blank forms are also available upon request. Contact Customer Service to order bulk supplies of forms. Specify form number.

Sequential List of Order Forms

Description	Form Number	Rev Date	Total Pages	Available on allegion.com/us
Non-Master Keyed Order Form, First Page	MS-I250	3/14	1 page	•
Non-Master Keyed Order Form, Additional Page	MS-I300	3/14	1 page	•
Master Keyed Order Form, First Page	MS-II00	3/14	1 page	•
Master Keyed Order Form, Additional Page	MS-II50	3/14	1 page	•
Key System Summary	MS-I200	3/14	5 pages	•



MASTER KEY SYSTEM SUMMARY

This form must be attached to the **Master Key Order form and P.O.**
Please provide as complete and accurate as possible so we can provide what you need for your Key System.

Job Name
Address
City / State
Country

Account No.
P.O.#

For detailed instructions on how to complete this form please refer to pages 4 & 5

System Overview

- New Existing (provide info below)
- Attached Dealer Specified Combinations
- Registry # _____
- Structure or
Factory Order # _____

I. Select System

Schlage

- Classic
- Classic Primus *

Everest®

- B (Small Format IC, Restricted *)
- C (Open)
- Primus® *
- D (Restricted *)
- Primus® *

Everest 29™

- R (Small Format IC, Restricted *)
- S (Open)
- Primus® *
- T (Restricted *)
- Primus® *

Falcon

- Standard
- Schlage C
- Restricted *
- Interchangeable Core A2
- Interchangeable Core A4

Everest 29 key sections are backwards compatible to Everest keyways and have the following relationships:

R family sections > B family keyways
 S family sections > C family keyways
 T family sections > D family keyways

Type

- 5-pin 6-pin 7-pin
 See compatibility chart on page 5

Keyway _____
Specified **: _____

** = The Commercial Master Key Department makes the final decision in the selection of key sections

Construction Keyed Yes No

Full Size Construction Cores ICA ICB ICC
(Schlage Only)

Small Format Construction Cores Brown Green

Construction Keyed Type

- Falcon CK (BOK) Lost Ball
- Schlage CK (Split) RCK (5-Pin C only)

2. Select Keys & Key Stamping

Change Keys

No. Of Keys per Symbol _____

No. Of Keys per Cylinder _____

Type

Standard Bow

Standard Bow
(Unembossed)

Access Bow

Large Bow

Key Stamp Details

Keyset Symbol

Do Not Duplicate
(DND)

With Custom Die
(Specify) _____

Non-standard Code (Specify) _____

Change Key Packaging and Shipping Instructions

Pack Keys Independently (PKI) of Lock or Cylinder ***

*** = *Furnished standard at no charge with
Split-Key construction keying*

Yes No

If PKI, ship change keys to:

Dealer

Other _____

See Primus Facesheet

3. Select Cylinder Stamping

Cylinder Stamp Details

With Industry Standard Key Symbol

Non-Standard Code (Specify)

Cylinder Stamping Location

Plug Face (N/A in Primus) - VKC

Concealed (N/A in Falcon STD) - CKC

4. Select Key Quantities

Level	Qty. Per	Master Key Symbol (s)	Total Quantity
GGM _____	_____	_____	_____
GM _____	_____	_____	_____
MK or RMK _____	_____	_____	_____
Control _____	_____	_____	_____
Emergency _____	_____	_____	_____
Others _____	_____	_____	_____

Ship Master Keys To:

Dealer
 See Primus Facesheet
 Other _____

Special Function	Qty. Per		Qty. Per
RCK (Lost Ball) ****	_____	Full Size Construction Core Keys (Schlage Only)	_____
CK (Split Key) ****	_____	Full Size Construction Core Control Keys (Schlage Only)	_____
Extractor Tools ****	_____	Small Format Construction Core Keys	_____
		Small Format Construction Core Control Keys	_____

**** = Use with Construction Keying

5. Master Key Future Expansion

List Future MK Symbols	Approx. # of Change Key Symbols Under Each Future MK
Example: MK..... <input checked="" type="checkbox"/>	BJ, BK _____ 40 each _____
GGM_ <input type="checkbox"/>	_____
GM_ <input type="checkbox"/>	_____
MK_ <input type="checkbox"/>	_____
MK_ <input type="checkbox"/>	_____
MK_ <input type="checkbox"/>	_____
MK_ <input type="checkbox"/>	_____
Others_ <input type="checkbox"/>	_____

6. Operating Instructions

(Unless otherwise specified, all hierarchical master keys will operate cross-keyed cylinders)

Cross Keyed Cylinder	is operated by these change keys	Cross Keyed Cylinder	is operated by these change keys
X _____	_____	X _____	_____
X _____	_____	X _____	_____
X _____	_____	X _____	_____
X _____	_____	X _____	_____

7. Instructions and Compatibility

General Information

If you do not know the registry number (R#), structure number or the original factory order number for an existing system, contact Customer Service prior to placing the order:

Tel. 1-877-671-7011
Fax 1-800-452-0663

- Only one structure may be ordered on the same purchase order
- Classic refers to Obverse, Numbered (Paracentric), Quad, and Reverse key section families
- Classic Primus refers to Primus Obverse and Primus Quad key section families

Section 1: Select System

Full Size Construction Cores

- Schlage only

Small Format Construction Cores

- 7-pin only for Schlage
- 6- and 7-pin for Falcon

CK (Split)

- 6-pin for Schlage and Falcon
- Split key construction keying is not available for Classic Primus or Everest 29 Primus

RCK (Lost Ball)

- 5-pin (C keyway) only for Schlage
- 5-, 6-, and 7-pin for Falcon

System Selection

- Refer to the compatibility chart

Section 2: Select Keys and Key Stamping

Stamp Details

- Unless otherwise specified, industry standard key symbols are stamped on Everest 29™ and Primus® keys
- For custom die, attach RFQ approval for Schlage

Section 3: Select Cylinder Stamping

Type

- For cylinder type refer to the compatibility chart

Keyway (specify)

- Schlage Commercial's default key section for new Master Key Systems is Everest™ S145

Section 4: Key Quantities

Level

- Unless otherwise specified, the control key has the same cut as the highest-level key in the system (Except SFIC systems)

Special Function

- Construction keys are not furnished unless specified

Change Keys

- Unless otherwise specified 2 change keys are furnished per lock or cylinder

Section 5: Master Key Future Expansion

- Do not use the letters "I", "O", "CK", "KA, or "KD" for any master key symbols

Section 6: Operating Instructions

- Cross keying reduces the security and expansion of key systems
- Unless otherwise specified, all hierarchical master keys will operate cross-keyed cylinders

Compatibility Chart

	5 Pin	6 Pin	7 Pin	Split Key	Block O-Key	Lost Ball	Temp Core	A2	A4	0.025	0.018
Schlage											
Classic	X	X		X		X	X				
Everest 29 S		X		X			X				
Everest 29 T		X		X			X				
Everest 29 R			X				X	X			
Classic Primus (XP)		X					X				
Everest 29 Primus (XP)		X					X				
Falcon											
Open	X	X	X		X	X					X
Restricted		X	X		X	X				X	
Schlage C		X		X							
SFIC Open		X	X				X	X	X		
SFIC Restricted		X	X				X	X	X		



Restricted product

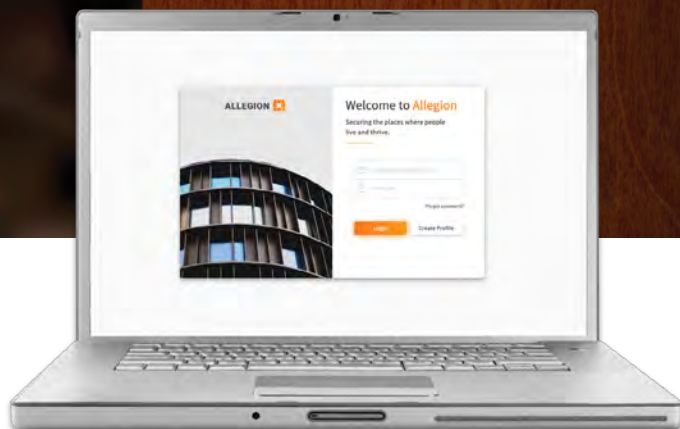
For Schlage® Primus and Everest key systems

At Schlage we take key control as seriously as you do. Visit our secure web portal that takes all the hassle out of ordering keys and cylinders for restricted key systems.

BENEFITS:

- Manage who can generate restricted product authorizations for your key system
- Get validations completed quicker, rather than waiting on them through the mail
- Ability to review order authorization history
- Eliminate the current paperwork intensive process
- All restricted product authorizations are securely generated by Schlage

Users can now manage all authorizations on restrictedproduct.allegion.com, a one stop shop for all validation orders.



How to register

1. Login to restrictedproduct.allegion.com
2. Fill in the user information that will be used to create your profile.



3. Click "Create profile"
4. Company information should be for the parent organization of the restricted key system installed (i.e. County School Corporation versus County High School).
5. Login name will be your company/corporate e-mail address.
6. Clicking submit will send your request for an account to Allegion for approval. You will receive an authentication e-mail that will require action. Check your e-mail inbox.

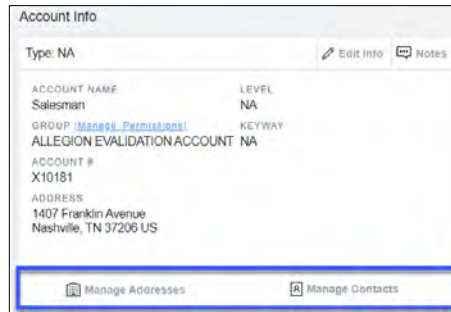
Review restricted product authorization history

Through your Restricted Product account you can review your history of Restricted Product Authorizations (RPA).

- RPA number
- Who created
- Ability to "Repeat" a previous RPA
- When created
- Addresses used

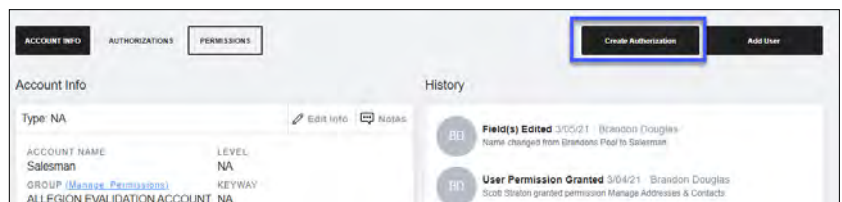
How to create a restricted product authorization

1. Login to restrictedproduct.allegion.com
2. Select the appropriate restricted product account if you have more than one account for your organization.



3. Use the Manage Address and Manage Contacts buttons under Account info to input to whom and where your restricted product will ship.

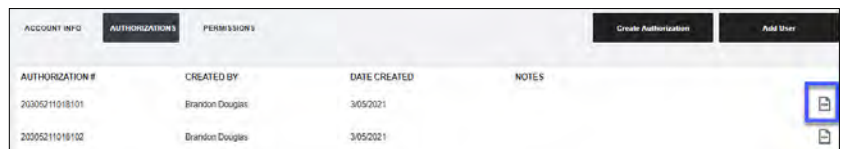
4. Select Create Authorization.



5. Confirm addresses and contacts are correct. Select Create Authorization.



6. The authorization is now created and sent to the email address on file. It is also accessible from the Authorizations tab.



Account and contact maintenance

Through your Restricted Product account you can simultaneously manage all account and contact information.



Allegion's collaboration
platform for the life-cycle
of the opening

Capture, maintain,
and collaborate on
door hardware
requirements for BIM
and non-BIM projects.

Track and review
changes to openings and
hardware selections.

Select an opening
and view the plans,
hardware sets, and
product information.

© 2021 Allegion 013845

Making doors the easiest part of the building

Allegion's Overtur™ is the digital environment connecting
all building phases in opening design, construction and
ongoing management.

**Learn more at discover-overtur.allegion.com or contact
your Regional Sales Office.**

KRYPTONITE ■ LCN ■  ■ STEELCRAFT ■ VON DUPRIN



About Allegion

Allegion (NYSE: ALLE) is a global pioneer in seamless access, with leading brands like CISA®, Interflex®, LCN®, Schlage®, SimonsVoss® and Von Duprin®. Focusing on security around the door and adjacent areas, Allegion secures people and assets with a range of solutions for homes, businesses, schools and institutions. Allegion had \$2.7 billion in revenue in 2020, and its security products are sold around the world.

For more, visit www.allegion.com

KRYPTONITE ■ LCN ■  ■ STEELCRAFT ■ VON DUPRIN